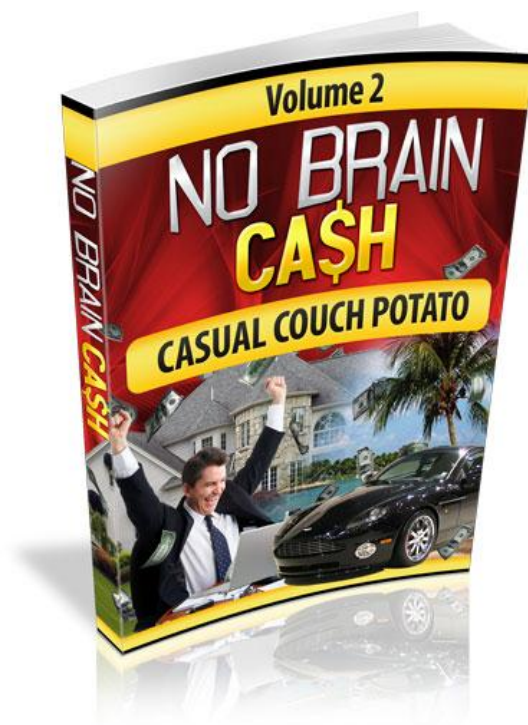


10 Easy, ZERO-Cost Ways To Make Money Online!
Volume 2 "Casual Couch Potato"

10 ZERO-Cost "No-Brain" Ways To Make Money Online Revealed!



Top 10 ZERO-Cost Methods To
Make Money Online From Scratch!

Legal Disclaimer

The Publisher has strived to be as accurate and complete as possible in the creation of this report, notwithstanding the fact that he does not warrant or represent at any time that the contents within are accurate due to the rapidly changing nature of the Internet.

While all attempts have been made to verify information provided in this publication, the Publisher assumes no responsibility for errors, omissions, or contrary interpretation of the subject matter herein. Any perceived slights of specific persons, peoples, or organizations are unintentional.

In practical advice books, like anything else in life, there are no guarantees of income made. Readers are cautioned to rely on their own judgment about their individual circumstances to act accordingly.

This book is not intended for use as a source of legal, business, accounting or financial advice. All readers are advised to seek services of competent professionals in legal, business, accounting, and finance field.

Copyright

All content published within this ebook is protected by copyright and may not be reproduced without permission or altered in any way shape or form.

You are encouraged to print this ebook for personal easy reading :)

No Brain Cash – Volume 2 "Casual Couch Potato"

Table of Contents

Method 4 – Sell Your Digital Photos

Method 5 – Get Paid To Write

Method 6 – Be a Virtual Assistant

Method 7 – Sell ANYTHING on Ebay!

Method 4 – Sell Your Digital Photos Online

Overview

You may have seen ads and offers that you can make money with your digital camera. You may have played with the idea. It seems easy and fun too!

The fact is a lot more people are trying out this method of selling their digital photos online to make a few extra bucks, and why not!

Digital cameras are becoming very affordable these days and you don't need to be a genius to point and shoot.

You don't necessarily need to be a professional to do it either. Of course it helps if your photos are of reasonable quality but we'll cover more of that a bit further down the page.



How It Works

Simply put, there are people are looking for and buying **royalty-free stock photography** online.

Graphic/web designers, business owners and web marketers shop online for photos to use on their websites and or promotional materials like ads, videos, banners, even offline items like brochures and magazines etc.

Example: if you need a photo of a tropical island and you live in the middle of a desert (no snow capped mountains for thousands of miles) it's next impossible to take that shot yourself and you can't go around looking for that shot and steal any photo off the web.

Royalty free photographs are the legal way to use digital images! You may not be aware, but there is a **copyright law** that protects people's works including photography, writing, music, video, etc.

This means that 'right clicking' on any image you see online and saving it to use for your personal or commercial use is against this law. Those works are owned by someone and when you use it without permission, it's stealing!

That's why people go shopping for those **royalty-free stock photographs**. They buy the re-print rights to photos they want to use in their commercial or personal applications. Once they buy the rights to it, they don't need to pay the owner of the photograph any royalties on an ongoing basis.

There are thousands of websites dedicated to hosting and selling stock photos which regular people like you and I can join and upload our photos to and make money.

You Can Become a Photographer!

If you've always wanted to be a photographer, this may be the perfect course to follow. You can take photographs of practically anything, upload it to these websites and when someone chooses your photograph to purchase, you cash in!

It sounds simple enough and fun right? It actually is and I'll list a few recommended sites where you can start right away in the resources section below.

But before you jump right in and take just any type of photo's we need to make sure we have to necessary equipment and do some planning.

What You Need

The basic requirements are these:

- Interest in photos and time to put into it. It's going to take time firstly to take photos, then editing and uploading to the website. Also, you need a level of dedication. If you're not too interested in photography it will be hard to keep up your photo taking and build your portfolio.

- A **digital camera** of decent quality. Most stock photo websites you will join and sell your photos at require you to have **at least a 5 megapixel camera**. But remember that a high pixel rate does not always mean that the photos are going to be high quality. An SLR camera with a changeable lens is desirable but not necessary.



- Basic photo editing software. **Photoshop** is renowned for being the best but it comes with a high price. As an alternative, there are several free photo editing software you can download and install on your pc. Try [PhotoScape](#) for example. You will need to be able to do basic editing like crop, resize and adjust density and brightness.
- People to take shots of who will sign a **model release** form. Don't worry, its not as hard as it seems. When there is a photo with people, you will need to ask them to sign a release form so they can't claim any money from you for using their photo when you sell it. It's a simple form but necessary. [Click here for more on model releases...](#)

Plan of Action

Every business model you attempt must start with a plan. As one of my favorite quotes goes, "No battle was ever won according to plan, but no

battle was ever won without one."

Things to keep in mind when starting to sell your digital stock photographs to stand out from the crowd:

BRANDING: Brand yourself or your company. Your brand could be your name, your face, your business name, username, a logo, a slogan, an avatar, a photo you took. Whatever you choose, make it unique so that people will start to recognize it and associate it with quality pictures.

PORTFOLIO: Build your portfolio and show off your range of talents. You could even give some photos away for free to get your name and work out there. People love freebies and if they like them they will come back for more.

STYLE: You want to develop your own style of photographs. This is important for the branding process too. For example, you may specialize in taking exotic animal shots or classic cars. You may be a black and white photographer. If you can become an expert in a niche area like that, people will get to know you and go to you for that style of photo.

UNIQUENESS: There are thousands of photos available already of things that are readily reachable. E.g. Your living room, household items, your car, your office are not going to attract people. You need creativity and "out of the ordinary" ideas and locations to get photos that people will line up for.

Pros

You can be a photographer! - For many, this is a dream job. Imagine if you could travel the world from the money you make from your photography?

Chance to be creative! - Photography is a great way to express your creativity. You can take and shoot and do anything you want with your

photos.

Enjoyable! - Everyone wants to be paid for something they enjoy. Getting paid for taking photos sure beats most jobs in the real world.

Good Income Opportunity - Because photography is a huge industry, there is massive opportunity. Starting out as a small guy and working your way up to professional status will surely have you earning a very nice income.

Freedom - As a photographer working from home, you can make your own work hours. But with this freedom also comes responsibility. You must actually put in hours to do the work.

No experience needed - Literally anybody with a digital camera, computer and internet connection can get started selling their digital photos online.

Little Outlay and Cost - While there are some initial costs involved like the purchase of a decent digital camera, (memory cards i.e. SD card/compact flash), there are very few to zero costs after that. Because all the work is done digitally, there is no need to pay for film, film development and printing.

Cons

Time consuming - As I mentioned in the beginning, it will take some time to run this business. You will need to dedicate enough time in your day to take shots, edit them and upload them to the websites you have an account with. How much time you spend on it is up to you - you could do it part-time or go for it full-time!

Learning curve - If you've only ever used a camera for 'point and shoot' at a friend's birthday party, then it would be a good idea if you learned how to use your camera's settings to get the best shots from it. Learn the lingo! E.g. SLR, ISO, POV, Macro, Shutter speed, sensor noise,

10 Easy, ZERO-Cost Ways To Make Money Online!

Volume 2 "Casual Couch Potato"

grain, aperture etc. For more common photography terms visit [this website](#).

Stiff competition – There are more and more photographers joining up to stock photo sites and uploading photos the same as you. To beat them you need to have a certain edge over them to get noticed and your photos sold.

Keeping up with technology – New cameras and photo editing software are being released all the time. You will quickly find yourself broke if you buy all the latest equipment and software.

Resources

If you want to jump right in and sign up to some top stock photo sites, here are the best 3 I have researched for you.

1. www.shutterstock.com

- Free sign up
- Pays you \$0.25 per download of your photos
- 3 ways to make money (referral program and others)
- Accepts members worldwide
- Excellent reviews by members



2. www.istockphoto.com

- Huge growing website
- Pays 20% to 40% for each photo of yours that's download



10 Easy, ZERO-Cost Ways To Make Money Online! Volume 2 "Casual Couch Potato"

- Photography, illustrations, flash, video, audio work can be submitted
- Application process (free but tough for novice photographers)

3. www.redbubble.com

- Free to join
- Unlimited upload file size and bandwidth
- Make your own website
- Apart from selling photos, you can create physical products like T-shirts, calendars etc to sell



Free Resources

1. Great learning resource. Heaps of free info and tips for becoming an online Photopreneur - <http://blogs.photopreneur.com>
2. The biggest photo sharing website on the net. www.flickr.com a great place to showcase your work and create a following.
3. www.Facebook.com has quickly become the second largest photo sharing website on the net. You can showcase your photos on your Facebook profile and start a group of your own e.g. "Your Name's Photography". The same can be done with www.Myspace.com .



For a more complete guide on making money with Photography online, I recommend this 200+ page ebook coursed. It covers all you need to know to become a photo-preneur.

Click here to visit [Camera Dollars](http://CameraDollars.com)

Method 5 – Writing for Cash

Overview

This is where we start talking about more serious bucks! There is very decent money in being a **freelance writer**, which is the next method of earning quick cash I want to share with you.

What is a freelance writer?

Freelance means a writer or artist who works for themselves and sells their services to different employers without a long-term contract with any of them. You can set your own rates and only take on jobs that you want to do.

Writing as a freelancer is a great way to start earning online for beginners because you don't need your own website, any money to get started or a lot of time as you set your own work hours.



All you really need is the ability to write good English (or in other languages if the job calls for it), an email address, and be able to meet deadlines.

Freelance writing takes a little more "work" but the rewards can be a whole lot more than the methods previously discussed. The hardest part of being a freelance artist is getting your name "out there" to build a reputation and building up your clientele.

There are several different freelance writing and art related jobs you can do such as *article writing, ebook writing, copy writing, graphic*

design, website design, and the list goes on.

But in this chapter, I am going to cover just one, which I consider the easiest one that most people with a firm grasp on the English language and text editing software (such as Word) can do: **article writing**.

How It Works (*freelance article writing*)

Website/blog/membership site owners need content! New content is what makes the internet go around.

Articles posted to blogs keep search engine rankings high. Articles posted to article directories create backlinks and increased traffic. Articles used for membership sites/newsletters need to be delivered to keep the members happy.

There is so much demand for so much content that the busy website owner just doesn't have time to write all their own articles.

That's where you can step in as a "ghostwriter" and write their content for them and get paid for it!

Where To Find Freelance Article Writing Jobs

The best places to start are online **freelance job boards**. Go to sites like www.elance.com or www.guru.com and you'll quickly learn how the system works.

These are places where website owners go to find outsource "freelance" staff to help them with their online business.

When they need a job done, they will post their job description on the board and then you, the freelancer, will reply/apply to the request with your quote on how much you are willing to complete the job for.

There will be other freelance writers replying/applying to the same job

with their quote so it can be a battle of the finest (best value) to see who gets the job.

Ultimately, it's the poster who chooses who they will hire to write for them so you need to make sure you offer good value. Often, the lowest bidder for a job does not always mean they will get it. Website owners want quality articles.

You'll notice that other freelancers will provide sample articles to show off their skills. You must do the same.

Even if your price to do the job is higher than others, if you can show that you can write better articles, or have better knowledge about the subject, then your chances for landing that job increase.

Another way to find article writing jobs is to go to webmaster/internet marketing forums such as www.warriorforum.com and www.forums.digitalpoint.com and www.wahm.com/jobs.html .

These forums are loaded with internet business owners who need articles written. You can offer your services on these websites. In most cases, you'll need to pay to post your ad but it's a quick way to get clients.

Package deals often sell well with posting an ad in a forum. For example, you could offer 10 x 250 word articles for \$20 or 10 x 500 word articles for \$35.

Any combination of offer and price is up to you. Check out what others are offering to get a feel for the pricing.

Remember to provide sample work and any positive feedback you have had from prior customers. If you are new, just be honest and tell them you are just starting. You may want to provide some free articles to get those testimonials first!

How to Write Articles on a Topic You Don't know About

There will appear vast topics for article writing jobs. From debt consolidation to dog breeding. Some may appeal to you and some may not but you are free to choose which job you apply for.

You may want to apply for a writing job where you are not an expert in that field and have little knowledge. This may seem like an impossible job but there is a way to write articles on any topic quickly and easily.

Use The Internet! The internet is full of information on any topic you can imagine.

If you need to research for more information about a topic you want to write articles about, you can search for it using any search engine. Be specific in your search and you will find specific results.

When researching information online, a MUST website to use is www.wikipedia.org. It's the encyclopedia on the internet. Also try www.answers.com and www.about.com to find more info about all types of topics.

For extra help, you can even **search article directories** such as www.ezinearticles.com . Get information and ideas on article structure and flow.

Wherever you find info for research, never copy it word for word. That is illegal as it infringes on the copyright. However, **it's not illegal to re-write** articles using your own words.

Pros

Free and fast start up – If you have an email account you can get work almost immediately.

No running costs – There is no expensive software or memberships to

pay for to run your freelance writing business. All you need is any text editing and document creating program like Word which is on almost all Windows pc's.

No website required – You don't need to have a website or know anything about one. A website will help to improve your credibility and is a good idea to have one in the long run but not essential at first.

Set your own hours – Work little or as much as you want.

No Contracts – Be your own boss. You take on as much or as little work as you want without being tied down to one job. You can take on several different jobs at once also.

Choose your work- You can choose the writing jobs that suit you best.

Work from home – All you need is your computer, text program (Word) and internet connection.

Cons

Typing speed – You get paid on a per article basis so it means the faster you type, the quicker you can get work done and your pay rate will turn out to be reasonable. If you type very slowly (like me) then you will find it a low paying job.

Expert Knowledge – If you get a job that requires articles on a topic you know nothing about or have little interest in, it will be hard to write about.

Writers block – Often your employer (person who requests the articles) will give you the topics they want articles about so you at least have an idea. But for longer articles, 400-500 words, you might have a hard time coming up with the number.

Don't want to type – Unless you love writing, you may have days

10 Easy, ZERO-Cost Ways To Make Money Online!
Volume 2 "Casual Couch Potato"

where you don't want to type for hours. This job requires effort and commitment to finish your writing jobs and meet the deadlines of your employer.

Resources

Freelance Job Boards

www.elance.com

www.guru.com

Internet Marketing Forums

www.forums.digitalpoint.com

www.warriorforum.com

www.wahm.comjobs.html

Information Research

www.wikipedia.org

www.about.com


www.answers.com

www.ezinearticles.com

Recommended Resources

www.easywritingbiz.com

"Easy Writing Biz" is a full 125 page study course on how to start your own successful online writing business from home.



www.WriteYourOwnPayDay.com

Great value ebook. For less than \$10 you can learn how to start up your own writing business no matter your experience!

Method 6 – Virtual Assistant

Overview

A Virtual Assistant or "VA" may sound like a job too hard and complicated for the average person with no experience, but think again.

This type of work is growing in popularity as a legit work at home job for mums and dads and anyone in between looking for extra work.

You can start off small as a virtual assistant by offering a couple of basic services and as your talents, skills and experience increases, offer more to appeal to a wider range of clients.



What is a VA?

A virtual assistant is an entrepreneur who provides technical or administrative support for business owners via the internet. The VA can work from a home office or anywhere they have an internet connection.

Busy business owners who don't have the time to do the admin type jobs have the option to hire a virtual assistant to take care of the "house keeping" jobs of the business.

You can think of a VA as similar to an assistant in a real offline business who works away from the office at their own home online. Thus the name "virtual" because they are not really present but still contactable by phone and email, instant message etc.

Your first impressions of a virtual assistant may be that a VA only works with online businesses. However, the truth is that VA's are employed by

offline businesses too, perhaps more than online businesses.

What does a VA actually do?

A VA's job description ranges far and wide. Here is a brief outline of some of the jobs VA's do...

Some Typical VA Jobs (Offline)

- Secretarial work (letters, reports, powerpoint presentations)
- Data Entry
- Professional organizer
- Transcription
- Bookkeeping, accounts, invoicing
- Editing
- Legal secretary
- Event planning

Some Typical VA Jobs (Online)

- Email support for customers/website members
- Website moderation (forums, blogs, etc)
- Writing and submitting articles
- Copywriting
- Blog post writing
- Link building
- Website/RSS submission
- General website maintenance

So if you think you have the knowledge, ability and like to do these types of jobs, then a Virtual Assistant position might be the perfect job for you.

How It Works

A virtual assistant job is a very legitimate job so the application process

is just like any other real world job. You can search and apply to a VA position via your regular "job search" website.

Here are a few examples of VA job listings you can apply for today!

<http://www.indeed.com/q-Virtual-Assistant-jobs.html>

Places like www.guru.com and www.elance.com let you apply for jobs already posted and they also let you **submit your profile and service**. You can advertise yourself and services so when employers come looking they can find you and approach you.

Also <http://www.craigslist.org> is known as a extremely popular place to list your services and find work.

There are several other websites that let you look for freelance VA jobs and submit your profile etc. Look below in the resources section to find more.

Tips to get VA Jobs

Remember, virtual assistants hire and work with real people. You will **need to be able to sell yourself as a reliable hard worker** to secure a virtual assistant job and keep them coming. This is not a completely automated job that pays you per click or per post.

- Search and apply for job at sites like www.elance.com , www.guru.com , with a professional application
- A personal website or blog showcasing your skills, work samples, testimonials from past customers (a free blog like at www.wordpress.com will do)
- Be contactable easily (phone, email, skype, twitter, fax, facebook etc.)
- Meet and network with other people at places like www.linkedin.com
- Communicate with your client. Ask questions, answer replies

promptly

- Don't work with anyone with unrealistic expectations or wants to hire you to do unethical things like spam commenting etc.

Although a VA position can be done in your spare time, you really need to take it seriously with a professional attitude to be successful. The best VA's go all the way. They have their business set up and are out there on the scene looking for jobs, making contacts and completing jobs already on the table.

As this job deals with real people, **your reputation** will be on the line. **People in business talk.** If one client is happy with your work, the chances of a recommendation to a colleague is high.

Pros

Work from home – Set your hours, be your own boss.

Simple tasks – You can offer services you are competent in. You don't have to do anything you can't do or don't want to.

Potentially good pay – You set your price. Beginners may have to start low but top VA's get paid highly.

Plenty of job variation - New types of jobs are being made everyday from little intricate things like adding sites to a directory or writing captions for photos, products.

Legit Work At Home Job – Sleep better at night knowing you are helping real people by offering your specialized services.

Possible Career – This job can open many doors. You get to meet and interact with many business minded people.

Cons

It doesn't run by itself – It requires a fair amount of hard work. While the actual jobs might not be difficult, setting up and building your VA business and reputation requires dedication. You have to be there to answer to your employer. You need to constantly be looking for jobs.

Time Limits – Your employer will want you to have jobs completed by a certain deadline. Sure you can schedule your day so you can fit other events like a birthday party or coffee with friends. But you must plan your work day/week so you can finish jobs you have agreed to do.

You Won't Get Rich Quick – At first, pay can be low. But as your skills and demand for your services increase, so will your pay rate.

Small Running Costs – If you find work through guru.com or such, you will have to pay them a small percentage (around 3%) of the total money you receive for the job.

Resources

<http://www.indeed.com/q-Virtual-Assistant-jobs.html>

<http://www.guru.com>

<http://www.elance.com>

<http://www.craigslist.org>

<http://www.wordpress.com> (make a free blog)

<http://www.linkedin.com> (make a free profile – network)

Virtual Assistant Secrets

- How to start your VA business even if you already have a full-time job
- How to attract numerous clients you want
- How to avoid the mistakes new VA's make when advertising



Method 7 – Sell ANYTHING on Ebay!

Overview

Unless you've been living in a cave for the last 10 years, you will know what ebay is and how easy it is for anyone to sell ANYTHING on there.

www.Ebay.com is an online auction website where you or anyone (private or business) can list your items for sale and others can bid on them. At the end of the auction, the one with the highest bid can purchase the item.

You don't need to be an expert seller. You don't need any special skills. You just need a "thing" to sell and list it up there. The buyers will come and snap it up. Heck, even half eaten sandwiches can be sold for \$110.



Selling on Ebay.com is one of my favorite ways to make money online. It's a lot **fun** to watch your item receive bids and see it end with the final price sometimes much higher than you expected!

You really can sell anything on ebay. It's because Ebay is a **monster for traffic**. And not just any traffic.

Ebay visitors are buyers. People go to ebay to look for stuff they want to buy. And buyers are the best kind if you want to sell something right? So it makes sense to go where the buyers are.

No Digital Products?!

Ebay's rules for listings underwent some major changes in the beginning months of 2008. Listings for digital downloads (ie. ebooks, software, audio,) are now no longer accepted.

This change hurt a lot of info-preneurs as ebay was (and still is) a great way to **build leads**. You could sell your ebook for 99c and then collect the customer's name and email and they could download your product instantly. No shipping costs, no waiting.

Don't let this scare you off though. The digital products industry is crazy big now and will be for a long time and can be fully automated.

How to Sell Digital Products on Ebay EASILY!

You can still sell digital products easily, there is a way.

You can sell actual CD's and DVD's, as they are physical items which ebay likes, with your ebooks, software, audios, videos etc on them and post them to your customer.

There are higher costs involved of course because you have to actually make (burn) the CD and then ship it to your customer.

This process *can* be extremely laborious if you do it all by hand, but luckily there are services like <http://www.kunaki.com/> that will create, pack and ship your CDs and DVDs to your customers automatically for you. You just need to provide the information.

But if giving the information to them is too much work, there is [software](#) you can get that will allow you to manage all your websites and ebay accounts to deliver your physical cd's and DVD's to your customer.

Software like [My Digital Dispatch](#) and [Disc Mojo](#) will integrate your Ebay account, Paypal account, Kunaki, Aweber, and other popular autoresponders so you don't have to touch anything when an order comes through.

This software is reasonably cheap at around \$67 ~ \$97 a piece. You only need one and you will be set to **run your digital ebay business completely hand free!**

How to Sell Physical Products on Ebay

This is where a lot of fun can be had. Do you have a garage full of stuff you would like to turn into spare change? Sell it on Ebay! How about some old books or records you never touch? Sell it on ebay!

As the old saying goes, "*one man's junk is another man's treasure*". You may like to think of selling on ebay as having an online garage sale. You can literally sell anything on ebay and some of these strange listings will prove it.

- *A 10 year old moldy cheese sandwich with the image of the Virgin Mary sold on ebay for \$28,000*
- *A X-ray of the stomach of a duck which seems to have an alien inside sold for the whopping price of \$9,600*
- *A French fry in the shape of the Nike logo*
- *Internet Marketer Joel Comm's half eaten sandwich sold for \$110*

I'm not saying that you will make thousands from a wacky listing, but there is potential to sell some things you would never have thought would sell.

Ebay is a great place to make money online if you have some things lying around the house you want to get rid of or even want to start a legit ebay store business.

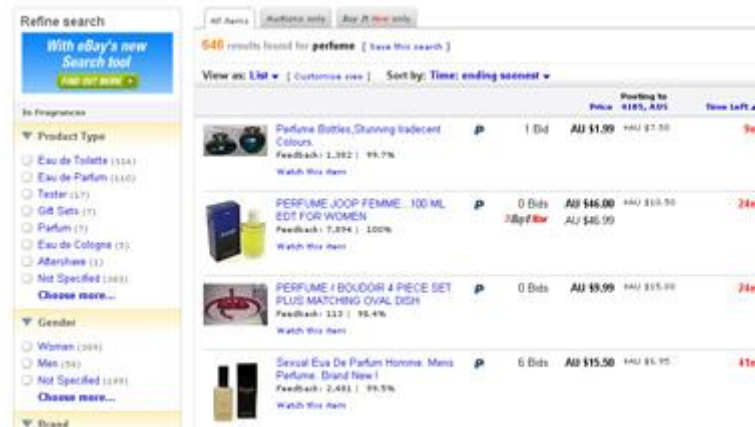
Start an Ebay Store!

Opening an Ebay store is a good choice if you want to really get down to business with Ebay and make a living from it. First, [learn what an ebay store is](#). Then, sign up and start listing and selling your goods.

There are fees involved with operating an ebay store but opening a regular ebay account is free. A free account is a good way to get your feet wet with selling on ebay so try that first.

10 Easy, ZERO-Cost Ways To Make Money Online! Volume 2 "Casual Couch Potato"

Tips to Attract More People to Your Ebay Listing



1. **Take a nice clear picture(s)** of your item with a digital camera and upload it your PC. Pictures say 1000 words. Take as many as you need to show the features of your item. Have a nice background, not a mess that will turn your customers away.
2. **Add a gallery picture** – Items with a gallery image have a 70% more chance of being sold than those without. It will cost around 50c to add a gallery photo but it's worth it.



3. **Use the right keywords in the title** – Use keywords to describe your item that buyers would enter in a search. Use the brand name, item name and if you still have space left, list some benefits like "New" or "Rare" etc. Avoid words that don't help buyers find or 'sell' the item.
4. **Write an easy to follow description** – The style of writing the description is up to you. Use an easy-to-read font and an

easy-on-the-eyes color. I like to write a nice bold headline at the top and then use sub-headlines like "Features", "Dimensions", "Payment", "Shipping", "Refund/Return Policy" and then sign off with my name.

5. **Research Shipping** – The shipping cost appears in the listings when buyers make a search so it's important to be competitive. Buyers want to get the best deal so if you can offer lower shipping costs then you stand a better chance at getting the sale.
6. **Aim for Positive Feedback** – Your feedback matters. People trust and will buy from those sellers with perfect feedback. Don't do anything to jeopardize your feedback rating.

Other Good Selling Tips

- **Offer a refund/return on goods.** You can make your own terms on this. I like to clarify that postage and handling will be at the buyer's expense – it's a risk the buyer will take when bidding.
- **Don't skimp on packaging** – use more material than you think is sufficient. Post office workers are not always gentle and buyers will appreciate a well packaged item.
- **Don't be afraid to charge more for postage than actual cost.** Safely charge double the actual amount. This is to cover handling; your time and packaging materials etc.
- **Send the item promptly** after you receive payment. You don't have to send it the same day. You may decide on your shipping days ie. Monday and Thursday every week.
- **Never send the buyer the item before you get paid** – eg. wait for paypal e-checks to clear first
- If your item does not sell, **re-list** it. But only once. Don't waste

money on listing fees on something that won't sell. Trash it if it doesn't sell after the second listing.

- **Start the bid low** – Of course you want to make a profit or at least get your money back, but for "around the house" items, start the bidding at 0.99c. This will attract some lookers!

Pros

No expert experience required – Even a kid can list an item for sale

Make money from "stuff" lying around the house

Fun to sell things you are interested in -you choose what you want to sell

Can be Fully Automated – i.e. a digital products/CD publishing business with software like [My Digital Dispatch](#) and [Disc Mojo](#)

Easy to Run – Invoicing, re-listing items can be done in at the push of a button!

Legit Work at Home Business

Work with real people/buyers

Can grow a customer list – to contact and make more sales down the line

Satisfying work – you feel like a real store owner when you sell and ship your items!

Cons

Fees – You pay ebay a **listing fee** and a total value fee when the item sells. Fees are discounted if you run an ebay store, but you pay a base

subscription fee. But if you can sell your item, you can cover the costs and hopefully make a profit!

Time consuming – Taking photos, writing the ads, listing the item all takes time. Then you have to package the item(s) and take them to the post office. However, once you have a system/routine in place, it's a breeze.

Dealing with Fraud – Sometimes buyers will not pay for an item they win. This can be frustrating as you have to file a dispute with ebay etc.

Postage is not 100% reliable all the time – While 99% of the time your customer will receive their item, there is always that 1% who's item will disappear in the shipping somewhere along the line. This is not good for your feedback score.

Resources

There are several variations of ebay based on locality:

U.S.A. <http://www.ebay.com>

Australia <http://www.ebay.com.au>

UK <http://www.ebay.com.uk>

France <http://www.ebay.fr>

Germany <http://www.ebay.de>

Find out what is **selling best on Ebay** these days

<http://pulse.ebay.com>

Learn about Ebay Stores

<http://pages.ebay.com/storefronts/start.html>

Software to Automate CD and DVD fulfillment

[My Digital Dispatch](#)

[Disc Mojo](#)