

# Landing Page Success Guide

**How To Create Your Own Landing Page That Rapidly Builds Your Mailing List**



**Congratulations – You Get FREE Giveaway Rights To This Entire Ebook**

You have full giveaway rights to this ebook. You may give away or include this as a bonus in any product and membership site.

## Unadvertised Bonus!

**This Limited Time Free Offer Could  
End At Any Time...**

**"Imagine Pressing A Few Buttons And  
Instantly Creating Your Very Own  
Branded Cash Producing Viral Ebooks  
That You Can Sell Or  
Give Away!"**



"Free"
Click Here
"Free"

### DISCLAIMER AND/OR LEGAL NOTICES

The information presented herein represents the views of the author as of the date of publication. Because of the rate with which conditions change, the author reserves the right to alter and update their opinions based on the new conditions. This report is for informational purposes only and the author does not accept any responsibility for any liability resulting from the use of this information. While every attempt has been made to verify the information provided here, the author and their resellers and affiliates cannot assume any responsibility for errors, inaccuracies, or omissions. Any slights of people or organizations are unintentional.

### Master Reseller/Giveaway License

- You have full master resell rights to this product.
- You MAY resell this product and give master resale rights to your customers.
- You MAY offer this product as a bonus to a PAID product.
- You MAY include this product on a FREE or PAID membership site.
- You MAY give this product away for free.
- You May sell this product or give it away on Ebay or any other auction site.

[Click Here For:](#)

[Copyright & Trademark Notices, Limits of Liability & Disclaimers of Warranties,  
Affiliate Compensation Disclosure, and Earnings & Income Disclaimer](#)



## Make More Money With These Products:

**Learn The #1 Most Critical Thing  
You Need To Do To Instantly  
Make More Money With Video!**



[Click Here To Get Started!](#)

**Discover Secret Strategies That Send  
Stampedes Of Traffic To Your  
Websites!**



[Click Here To Get Started!](#)



# Table of Contents

Introduction to Landing Pages	5
The Landing Page System	6
What You Need Before Getting Started	8
Planning Your Landing Page Theme	9
How to Write a Landing Page that Converts	10
Tips on Increasing Your Landing Page Conversion Rate	12
Driving Traffic into Your Landing Page	13
Great Examples of Landing Pages	15

# Introduction to Landing Pages

Before you begin the attempt to build a successful list or create a powerful sales page, you will want to start with a rigorous introduction to landing pages. In stark contrast to undifferentiated, unfocused home pages, landing pages focus specifically on capturing leads for a newsletter or making sales for a specific product – and make no attempt to give visitors a different option.

Another common word that is often used to describe landing page, is “**squeeze page**” (or “**lead capture page**” in some circles). A squeeze page is a page designed to get names and email addresses. Usually, however, a squeeze page is usually a smaller type of landing page, which usually has an opt-in form in sight when the page loads.

So what is important to learn in an introduction to landing pages? First, it is important to recognize that all successful marketers use these. If you plan to sell a product over the Internet, you will want to use one, too, rather than relying on sidebar opt-in forms and unfocused pages that do not convey a single point and a single call to action.

Another important thing you will want to take away from this introduction to landing pages is that every landing page contains the same parts and is focused on a SINGLE goal – getting the visitor to become a subscriber or buyer.

These parts are as follows: an opt-in form (or sales prompt), a brief or lengthy introduction, a picture of the list/product owner, the signature of the list owner, and a call to action (or multiple calls to action).

Determining which model will work best for you can simply only be done through testing. While many boast a conversion and attribute it to the shortness of their introduction (many will be one short paragraph), otherwise will boast a high conversion rate because they use lengthy, thorough, and compelling copy.

If there is anything you absolutely must take away from an introduction to landing pages, it is that you cannot create a landing page or squeeze page that isn't focused.

## **The Landing Page System**

The landing page system provides a uniquely powerful system through which you can derive profit from multiple streams. This article will briefly discuss some of those different streams – and how you can manipulate them.

Let's start with the landing page itself: all traffic is sent to the landing page. From there, it will have a number of options, depending on what you have given them. Many marketers suggest that your landing page should always be an opt-in form. Others will suggest that it should simply be a sales page.

Whether it's a free newsletter or a product for sale, the landing page system you create should include a “one time offer,” which will compel them to take action – subscribe, buy, etc.

Once they subscribe or buy, the landing page system you create should then re-route them to a thank you page, which opens up more means through which you can up-sell. One quick way to up-sell is to simply include advertisements on your thank you page for related affiliate products or for your own products. Here, again, you will want to give them a one-time offer.

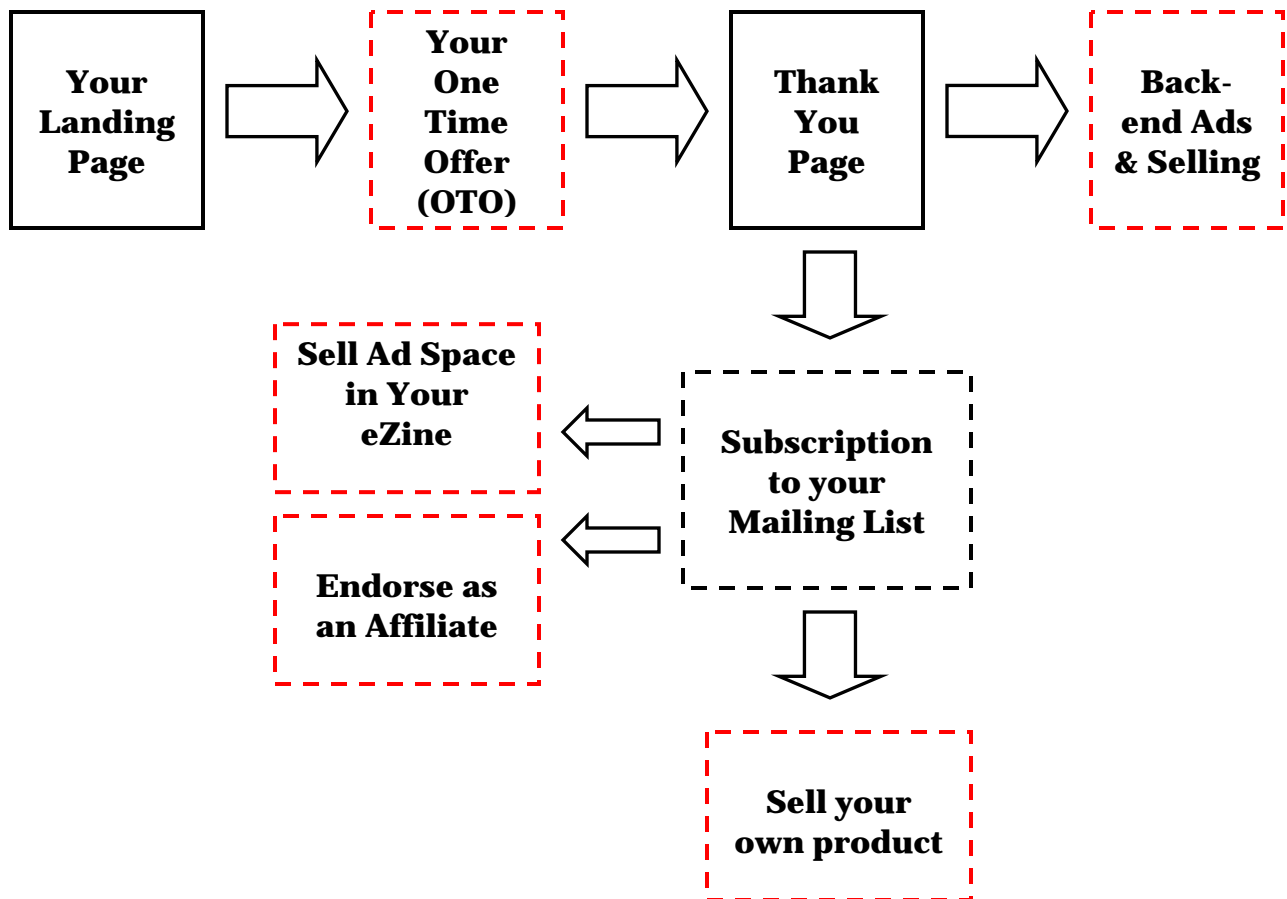
Also, if you haven't yet asked them to join your mailing list, this is where you should do it – on your thank you page. Once they opt-in to your list, you now have a whole new option you can use in conjunction with the landing page system to generate revenue.

One such option is selling ad space in your newsletter or e-zine. The more people you have reading your newsletter, the more you can generally charge for ad space; however, you will want to avoid overselling to your list to ensure your advertisers actually make money.

Your next option is to endorse a product as an affiliate. You can tell your subscribers how someone has just created a brilliant product – and you can offer it to your subscribers through an affiliate link. You may even want to use other products you have as bonuses to give them something extra.

The last and most profitable way in which you can generate revenue through your newsletter is by creating and selling your own products to them.

It is important to note that you don't have to use all of these means to generate revenue; however, the more you use, the more you earn in general.



# What You Need Before Getting Started

Before you get started building your landing page, you will need a number of things to a) make your offer actually have a point; and b) facilitate the creation of your landing page.

One thing you absolutely must have before you get started is an auto responder. Without any auto responder, you are tossing potential bags of money in the garbage. Rather than creating a relationship with customers and potential customers – and giving yourself the opportunity to attempt future up-sales -- you're allowing them to leave and never return.

In addition to an auto responder, you will need to have an actual offer that people want to buy. You may want to develop a product, such as an E-Book or a piece of software.

If you don't have the skills to do either, you can always hire a professional to do it for you through [Elance.com](http://Elance.com) or [Guru.com](http://Guru.com). You will then either want to sell this product and attempt to get subscribers from your thank you page – or you will want to get subscribers by offering the product for free (which is what many Internet marketers now do).

Another thing you absolutely must have before you get started is a check out service. You may want to consider [Paypal](http://Paypal.com), [Click Bank](http://ClickBank.com), or [2 Check Out](http://2CheckOut.com). All of these services will allow you to make transactions quickly.

Another thing you must have before you get started is a set of graphics, which usually includes a graphic header, a check out button, background wallpaper, and a half-decent picture of yourself. You can probably provide the picture of yourself, but you might want to hire a professional to do the rest.

Another thing you will need before you can get started on your landing page is some way in which to create a realistic signature. <http://www.vletter.com> is probably your best bet; but, if you're on a budget, you may want to opt for simply using a word processing program.



# Planning Your Landing Page Theme

Perhaps the most important part of creating a landing page is planning your landing page theme. How you select your theme, of course, will all depend on **how you plan to generate traffic**.

If you decide to generate traffic through search engine optimization, planning your landing page theme will entail finding phrases within your niche which have a high demand (aggregate search value) and a low supply (small amount of competing sites) and then creating multiple landing pages, each which is optimized around a different phrase.

If, on the other hand, you decide to generate traffic through pay per click (PPC) programs, such as Adwords, planning your landing page theme will again entail tuning a number of different pages to fit the keywords you are purchasing.

This is actually where most people fail when they create a landing page: they don't tune it to fit a specific audience. For instance, in the case of a squeeze page for a newsletter, they might start a newsletter about toys, but they only create one landing page and send all traffic to it. This is a big mistake.

Chances are, if you create a quality product or newsletter, it can benefit a number of people. So why not communicate the exact benefits they will derive from subscribing or buying?

If, for instance, you have a newsletter about Legos and toy blocks, so you group it under the loose heading of "toys," a visitor who is looking specifically for information about either Legos or toy blocks will click off your page if they don't see the direct connection to the exact topic for which they were searching.

Instead, you will want to setup a page centered around Legos and a page centered around toy blocks. On each page, you will want to communicate the specific benefits to joining the list for each of those groups of visitors.

Going one step further, in addition to planning your landing page theme, if you are creating a landing page for a newsletter, you may also want to segment

your list, so you can send information specifically about Legos to those who request it – and information about blocks to those who request it.

## How to Write a Landing Page that Converts

Most people have no (or simply the slightest) idea how to write a landing page that converts. Instead, they slop together elements that they have seen used in other landing pages – but usually do not put them together in the same way the owner of the successful landing page did.

**One major problem is copy.** And that's fine. Not everyone is going to be an excellent writer – never mind a copywriter. But as someone selling a product or trying to build a list, it is important that you know your strengths and weaknesses – and that you either spend the time to overcome them or hire someone else to do it for you.

With copywriting, for instance, it is important to use a mix of compelling sales points with powerful psychological triggers. Most people who create a sales page miss either one or both of those elements.

For instance, they might concentrate so much on building hype that they don't actually explain what solution they are providing – and for whom they are providing it. If I don't have a specific problem that your product solves, why would I buy it? I wouldn't.

Now, **if** they fail to sprinkle in psychological triggers, such as “scientifically proven,” “guaranteed,” and “shocking,” no one will feel compelled to continue reading, as the benefits will have a low or average perceived value.

In addition to these two problems, some sales pages lack coherency and direction. The copy looks amateurish and it doesn't slowly grind forward, breaking down the visitor's resistance to the sale – and compelling him or her to buy more and more at each sales point.

Additionally, if there aren't multiple calls to action – another form of psychological trigger – then a potential visitor might never feel compelled enough to pull out his or her credit card on the spot and make the purchase.

In addition to careful copywriting, there are other important things you must take into consideration when writing a landing page that converts. For instance, it is important to build a compelling case for a time-bound offer.

Now, this doesn't mean you have to invent fake deadlines and constantly revise them each week. This is a good way to guarantee your complete loss of credibility in the shortest amount of time possible.

However, when planning your copy, you will want to make sure that you constantly urge the reader to act immediately by inserting a number of “calls to action,” as I've mentioned previously.

You may want to consider using fly-ins or pop-ups to create more urgency – or to make a time-bound offer. Perhaps you can use a countdown to build urgency (i.e., when someone arrives at your landing page, they have five minutes to purchase the product at the lowest price).

Now, if you're creating a squeeze page, you might want to employ slightly different tactics. Rather than building a compelling case with multiple triggers and calls to action over the course of 1000 words, you may want to simply condense that all into a compelling headline and one paragraph of “benefits.”

For a completely free-to-join squeeze page, you more than likely won't have a considerable amount of resistance to joining, unless the visitor:

- a) **Doesn't see any benefits;** and
- b) **Suspects that you will sell their email address** to spammers.

Both of these problems are relatively easy to overcome. In your headline, simply state the exact benefits they will receive for joining – as always, mixing in psychological triggers.

In your first paragraph of copy, give them a compelling reason to join now (i.e., the price might go up, the list might become private, you'll get this amazing report).

Now, to overcome the second problems, simply include a short line under your opt-in form that explains that you will not – under any circumstances – spam them or sell or give away their email address and name.

# Tips on Increasing Your Landing Page Conversion Rate

There are three major ways in which you can create your landing page conversion rate. All landing pages created by professionals usually include these three elements at a few others.

The first way in which you can increase your conversion rate is **through personalization**. This is usually done in two ways: the first way is by providing a photo of yourself. The second way is by adding your signature to the bottom of your landing page.

This radically increases visitors' trust. Most people who resist buying products online do so because they're weary of getting scammed by a faceless liar, who won't be around when they need help or when they need to return the product.

**Tip:** By adding your picture and signature, you can significantly increase a gain in your visitors' trust. 😊

Another way in which you can increase your landing page conversion rate is by **using black text or a white layout**. Regardless of what anyone tells you, this is one of the easiest ways in which to make your page look professional, rather than pathetic or desperate.

The third way in which you can gain trust is by **offering something for free**. This is generally what you will do if you're using a squeeze page to generate leads: you'll offer a free report or five-day course – and then use that to generate leads, which you will later up-sell or generate revenue from via affiliate sales. Why is this technique so effective?

Quite simply because it allows them to judge your work and ideas before they actually have to pay for them. Additionally, **it builds trust**.

In addition to these three general ways in which to increase your conversion rate, you should always guarantee a product. If you sell through Click Bank, you actually won't have a choice.

But if you're using Paypal or some other check out (Credit Card processing) program, you will want to make sure you clearly state that customers can return your product for any reason within a given period of time after the purchase.

Follow all of these steps and you will significantly increase your landing page conversion rate.

## Driving Traffic into Your Landing Page

Driving traffic into your landing page – it *sounds easy, doesn't it?* Well, it's not. And no matter how great your landing page is, it won't matter if no one ever reads it. Furthermore, if everyone in the world other than your target audience reads it, it also won't matter. This is why you need to find media through which you can drive targeted visitors to your landing page.

One way in which you can drive traffic to your landing page is through natural search engine optimization. This is the slowest process, but it is also one of the best ways to ensure a **continually increasing** stream of traffic over time.

Generating natural search engine traffic generally entails getting links to your site. While reciprocal linking was once the best strategy, experts now believe that major search engines are devaluing reciprocal links in favor of one-way links and triangular links (which search engines can't really detect).

Another way in which to get natural search engine traffic is by optimization your website for certain key phrases. You can do this by creating pages that specifically focus on one keyword on your given niche. You can then

set the page extension to that keyword and optimize the content at a 1.5% density for that keyword. You will also want to use it in header and title tags.

Now, in addition building natural search engine traffic, you will want to consider using pay per click advertising. You can do this by opening an account with Google Adwords.

As mentioned earlier, successful Google Adwords campaigns do two things: they group keywords into multiple, small, related groups – and they send leads to multiple, tweaked landing pages.

This means you will have to start with some careful keyword research; and you will then have to alter your landing pages to match that research. These are some of the most commonly used tools for driving traffic to a landing page; however, they are not always the most effective.

Now, both of those methods can be effective, but they both usually have rather high barriers to entry and require a lot of work.

Luckily, you do have another option: human connections. And this is where most Internet marketers fail. They don't realize the power of human connections because they are so caught up in the idea of making transactions and collecting massive checks without having to deal with customers and clients.

One quick way to get traffic through human connections is a joint venture. You can enter into a joint venture by compiling a list of possible “partners” -- or people who might be able to assist you in some mutually-beneficial way. This list might include other list owners in your niche, site owners in your niche, and experts.

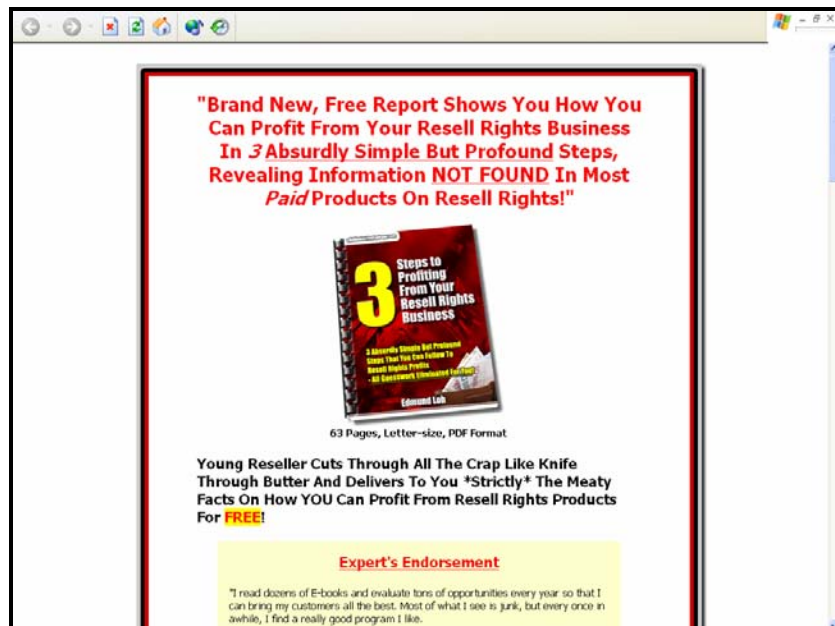
There's only one important thing you should keep in mind when contacting joint venture partners – and that is to make it as quick, easy, and beneficial for them as possible. If they have no incentive for doing it, they probably won't even reply to you. And if it isn't easy, they'll accept other joint venture offers over yours.

Another way in which you can drive traffic to your landing page is through blog and forum posting; however, it is important that you do not spam, as many businesses do. Instead, actually participate on the forum, provide people with something of value; and, after a while, post your product in your signature – and try to network with people on the forum who work in similar fields.

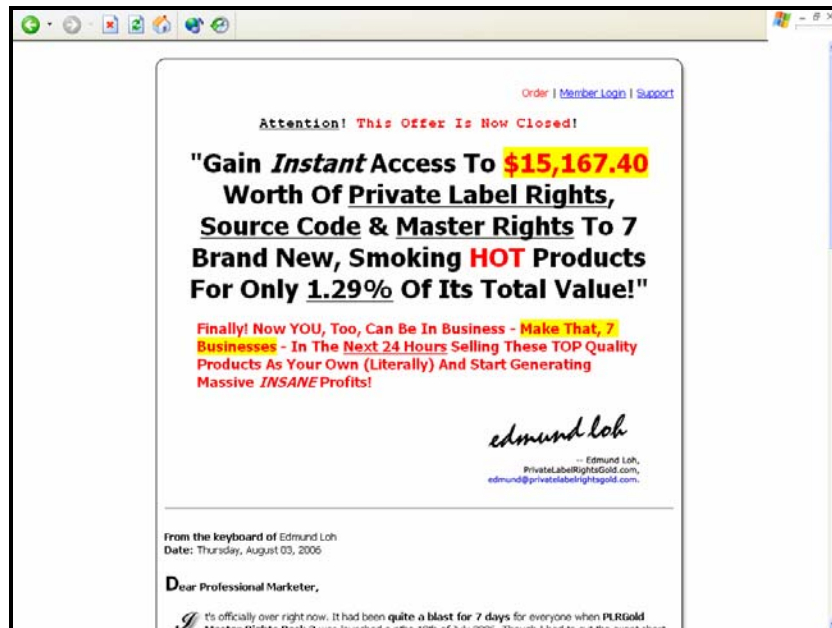
Your approach to blog posting should be similar. Include a signature file that links back to your landing page, but don't spam. Instead, post useful comments. This is not only more ethical, but it is plainly more effective. Spam gets deleted. Good comments get praised, inducing people to follow your link and check out your products.

## Great Examples of Landing Pages

<http://www.ebizmodelsyoucancopy.com/resellrights>

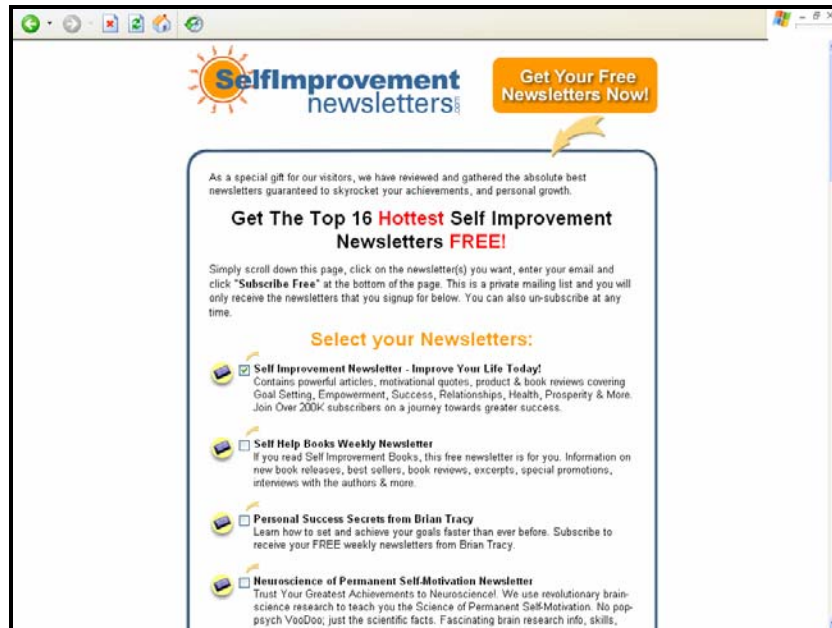


<http://www.privatelabelrightsgold.com/>

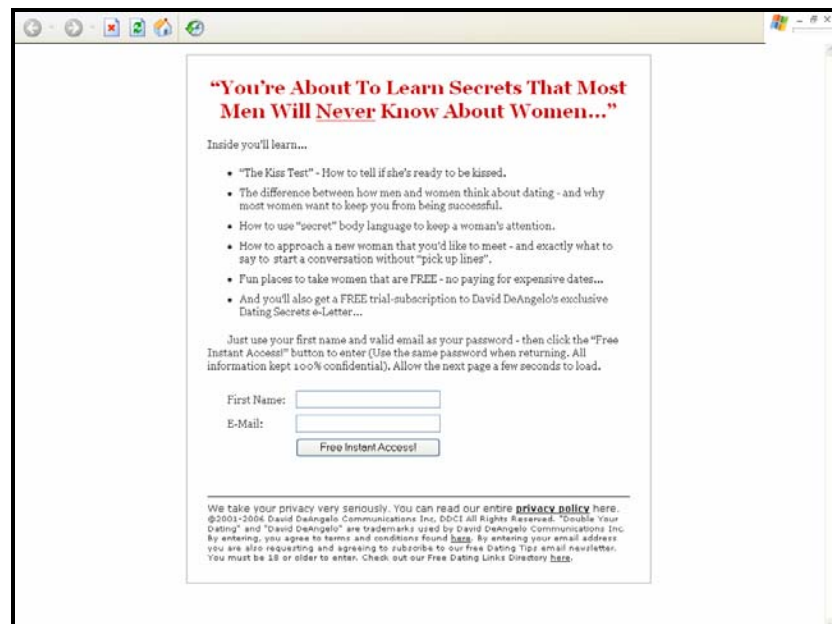


<http://www.selfimprovementnewsletters.com/>





<http://www.doubleyourdating.com/dt>



## Make More Money With These Products:

**Discover A Point And Click Way To Create Professional Looking Squeeze Pages That Will Rack Up Email Addresses Like Crazy!**



Robert Puddy's  
**InstantSqueeze  
PageGenerator.com**  
Fill Your Funnel With Highly Targeted Subscribers!

The unprecedented Instant Squeeze Page Generator from Robert Puddy -- The man that put the membership model on the map with Launch Formula Marketing

**"If You're Not Using A "Sweet & Sexy"  
"Grab Your Customer By The Eyeballs" Type  
Of Squeeze Page On Your Website... Then  
There's No Doubt You're Leaving Thousands  
Of Dollars In Extra Profits On The Table Each  
Month"**

I'm sure you've heard the term "Squeeze Page" before. Squeeze pages seem to be taking the net by storm these days... And for very good reason...

*Plain and simple... They Make Money!*

[Click Here To Get Started!](#)

**Discover How To Catapult Your Backend Profits With Cash Pulling Instant Bonus Pages!**



Jeff Dedrick presents...  
**Instant  
BONUS PAGE**  
Create Download Pages on the Fly!

This Very Special Limited Time Offer Is Still Available For Free Today -- But It Could Be Pulled At ANY Time...

**"Discover How You Can Generate Cash Pulling  
Instant Bonus Pages And Catapult Your Backend  
Profit Like The Big Dogs... All For Free... And  
Starting Right Now!"**

That's Right -- Beginning Today You Could Explode Your Back End Profits Like The Pros With This Powerful But Simple To Use Point And Click Technology!

[Click Here To Get Started!](#)

## COPYRIGHT AND TRADEMARK NOTICES

This eBook is Copyright © 2010 jeffdedrick.com, Inc. (the "Author"). All Rights Reserved. Published in the United States of America. The legal notices, disclosures, and disclaimers at the front of this eBook are Copyright © 2009 Law Office of Michael E. Young PLLC, and licensed for use by the Author. All rights reserved.

No part of this eBook may be reproduced or transmitted in any form or by any means, electronic or mechanical, including photocopying, recording, or by an information storage and retrieval system -- except by a reviewer who may quote brief passages in a review to be printed in a magazine, newspaper, blog, or website -- without permission in writing from the Author. For information, please contact the Author by e-mail at [jeff@secretarticleconverter.com](mailto:jeff@secretarticleconverter.com) or by mail at 2100 E. Milwaukee St. Suite L21, Janesville, WI 53545.

All trademarks and service marks are the properties of their respective owners. All references to these properties are made solely for editorial purposes. Except for marks actually owned by the Author, the Author (as both author and as publisher) does not make any commercial claims to their use, and is not affiliated with them in any way.

Unless otherwise expressly noted, none of the individuals or business entities mentioned herein have endorsed the contents of this eBook.

## LIMITS OF LIABILITY & DISCLAIMERS OF WARRANTIES

The materials in this eBook are provided "as is" and without warranties of any kind either express or implied. The Author disclaims all warranties, express or implied, including, but not limited to, implied warranties of merchantability and fitness for a particular purpose. The Author does not warrant that defects will be corrected, or that the site or the server that makes this eBook available are free of viruses or other harmful components. The Author does not warrant or make any representations regarding the use or the results of the use of the materials in this eBook in terms of their correctness, accuracy, reliability, or otherwise. Applicable law may not allow the exclusion of implied warranties, so the above exclusion may not apply to you.

Under no circumstances, including, but not limited to, negligence, shall the Author be liable for any special or consequential damages that result from the use of, or the inability to use this eBook, even if the Author or his authorized representative has been advised of the possibility of such damages. Applicable law may not allow the limitation or exclusion of liability or incidental or consequential damages, so the above limitation or exclusion may not apply to you. In no event shall the Author's total liability to you for all damages, losses, and causes of action (whether in contract, tort, including but not limited to, negligence or otherwise) exceed the amount paid by you, if any, for this eBook.

Facts and information are believed to be accurate at the time they were placed in this eBook. All data provided in this eBook is to be used for information purposes only. The information contained within is not intended to provide specific legal, financial or tax advice, or any other advice whatsoever, for any individual or company and should not be relied upon in that regard. The services described are only offered in jurisdictions where they may be legally offered. Information provided is not all-inclusive, and is limited to information that is made available and such information should not be relied upon as all-inclusive or accurate.

For more information about this policy, please contact the Author at the e-mail address listed in the Copyright Notice for this eBook.

This eBook contains hyperlinks to websites and information created and maintained by other individuals and organizations. The Author does not control or guarantee the accuracy, completeness, relevance, or timeliness of any information or privacy policies posted on these linked websites.

You should assume that all references to products and services in this eBook are made because material connections exist between the Author and the providers of the mentioned products and services ("Provider"). You should also assume that all hyperlinks within this book are affiliate links for either (a) the Author or (b) someone else who is an affiliate for the mentioned products and services (individually and collectively, the "Affiliate").

The Affiliate recommends products and services in this eBook based in part on a good faith belief that the purchase of such products or services will help readers in general. The Affiliate has this good faith belief because (a) the Affiliate has tried the product or service mentioned prior to recommending it or (b) the Affiliate has researched the reputation of the Provider and has made the decision to recommend the Provider's products or services based on the Provider's history of providing these or other products or services. The representations made by the Affiliate about products and services reflect the Affiliate's honest opinion based upon the facts known to the Affiliate at the time this eBook was distributed by the Affiliate.

Because there is a material connection between the Affiliate and Providers of products or services mentioned in this eBook, you should always assume that the Affiliate may be biased because of the Affiliate's relationship with a Provider and/or because the Affiliate has received or will receive something of value from a Provider.

Perform your own due diligence before purchasing a product or service mentioned in this eBook. The type of compensation received by the Affiliate may vary. In some instances, the Affiliate may receive complimentary products, services, or money from a Provider prior to mentioning the Provider's products or services in this eBook.

In addition, the Affiliate may receive a monetary commission or non-monetary compensation when you take action by clicking on a hyperlink in this eBook. This includes, but is not limited to, when you purchase a product or service from a Provider after clicking on an affiliate link in this eBook.

## EARNINGS AND INCOME DISCLAIMER

### No Earnings Projections, Promises or Representations

For purposes of this disclaimer, the term "Author" refers individually and collectively to the author of this eBook and to the affiliate (if any) whose affiliate links are embedded in this eBook.

You recognize and agree that the Author has made no implications, warranties, promises, suggestions, projections, representations or guarantees whatsoever to you about future prospects or earnings, or that you will earn any money, with respect to your purchase of this eBook, and that the Author has not authorized any such projection, promise, or representation by others.

Any earnings or income statements, or any earnings or income examples, are only estimates of what you might earn. There is no assurance you will do as well as stated in any examples. If you rely upon any figures provided, you must accept the entire risk of not doing as well as the information provided. This applies whether the earnings or income examples are monetary in nature or pertain to advertising credits which may be earned (whether such credits are convertible to cash or not).

There is no assurance that any prior successes or past results as to earnings or income (whether monetary or advertising credits, whether convertible to cash or not) will apply, nor can any prior successes be used, as an indication of your future success or results from any of the information, content, or strategies. Any and all claims or representations as to income or earnings (whether monetary or advertising credits, whether convertible to cash or not) are not to be considered as "average earnings".

## **Testimonials & Examples**

Testimonials and examples in this eBook are exceptional results, do not reflect the typical purchaser's experience, do not apply to the average person and are not intended to represent or guarantee that anyone will achieve the same or similar results. Where specific income or earnings (whether monetary or advertising credits, whether convertible to cash or not), figures are used and attributed to a specific individual or business, that individual or business has earned that amount. There is no assurance that you will do as well using the same information or strategies. If you rely on the specific income or earnings figures used, you must accept all the risk of not doing as well. The described experiences are atypical. Your financial results are likely to differ from those described in the testimonials.

## **The Economy**

The economy, both where you do business, and on a national and even worldwide scale, creates additional uncertainty and economic risk. An economic recession or depression might negatively affect your results.

## **Your Success or Lack of It**

Your success in using the information or strategies provided in this eBook depends on a variety of factors. The Author has no way of knowing how well you will do, as he does not know you, your background, your work ethic, your dedication, your motivation, your desire, or your business skills or practices. Therefore, he does not guarantee or imply that you will get rich, that you will do as well, or that you will have any earnings (whether monetary or advertising credits, whether convertible to cash or not), at all. Businesses and earnings derived therefrom involve unknown risks and are not suitable for everyone. You may not rely on any information presented in this eBook or otherwise provided by the Author, unless you do so with the knowledge and understanding that you can experience significant losses (including, but not limited to, the loss of any monies paid to purchase this eBook and/or any monies spent setting up, operating, and/or marketing your business activities, and further, that you may have no earnings at all (whether monetary or advertising credits, whether convertible to cash or not).

## **Forward-Looking Statements**

Materials in this eBook may contain information that includes or is based upon forward-looking statements within the meaning of the securities litigation reform act of 1995. Forward-looking statements give the Author's expectations or forecasts of future events. You can identify these statements by the fact that they do not relate strictly to historical or current facts. They use words such as "anticipate," "estimate," "expect," "project," "intend," "plan," "believe," and other words and terms of similar meaning in connection with a description of potential earnings or financial performance.

Any and all forward looking statements here or on any materials in this eBook are intended to express an opinion of earnings potential. Many factors will be important in determining your actual results and no guarantees are made that you will achieve results similar to the Author or anybody else, in fact no guarantees are made that you will achieve any results from the Author's ideas and techniques found in this eBook.

## **Purchase Price**

Although the Author believes the price is fair for the value that you receive, you understand and agree that the purchase price for this eBook has been arbitrarily set by him. This price bears no relationship to objective standards.

## **Due Diligence**

You are advised to do your own due diligence when it comes to making business decisions and should use caution and seek the advice of qualified professionals. You should check with your accountant, lawyer, or professional advisor, before acting on this or any information. You may not consider any examples, documents, or other content in this eBook or otherwise provided by the Author to be the equivalent of professional advice.

The Author assumes no responsibility for any losses or damages resulting from your use of any link, information, or opportunity contained in this eBook or within any other information disclosed by the Author in any form whatsoever.

**YOU SHOULD ALWAYS CONDUCT YOUR OWN INVESTIGATION (PERFORM DUE DILIGENCE) BEFORE BUYING PRODUCTS OR SERVICES FROM ANYONE VIA THE INTERNET. THIS INCLUDES PRODUCTS AND SERVICES SOLD VIA HYPERLINKS EMBEDDED IN THIS EBOOK.**