

**DISCLAIMER AND TERMS OF USE AGREEMENT:**

**(Please Read This Before Using This Report)**

This information in this course is for educational and informational purposes only. The content is not presented by a professional, and therefore the information in this course should not be considered a substitute for professional advice. Always seek the advice of someone qualified in this field for any questions you may have.

The author and publisher of this course and the accompanying materials have used their best efforts in preparing this course. The author and publisher make no representation or warranties with respect to the accuracy, applicability, fitness, or completeness of the contents of this course. The information contained in this course is strictly for educational purposes. Therefore, if you wish to apply ideas contained in this course, you are taking full responsibility for your actions.

The author and publisher disclaim any warranties (express or implied), merchantability, or fitness for any particular purpose. The author and publisher shall in no event be held liable to any party for any direct, indirect, punitive, special, incidental or other consequential damages arising directly or indirectly from any use of this material, which is provided "as is", and without warranties.

As always, the advice of a competent legal, tax, accounting, medical or other professional should be sought. The author and publisher do not warrant the performance, effectiveness or applicability of any sites listed or linked to in this course.

All links are for information purposes only and are not warranted for content, accuracy or any other implied or explicit purpose.

**This report is © Copyrighted by Wings Of Success. No part of this may be copied, or changed in any format, or used in any way other than what is outlined within this course under any circumstances. Violators would be prosecuted severely.**

**[Click Here To Visit Our Website](#)**

## 5 TIPS TO GET A FLAT STOMACH

TruthAboutAbs.com

Stop making  
these 5 major  
mistakes and you  
will finally lose  
your stubborn  
belly fat



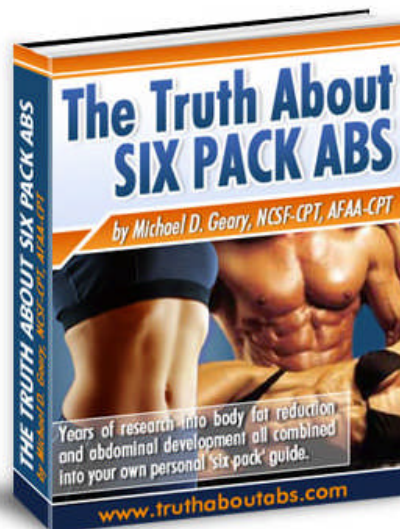
**CLICK HERE**

# THE TRUTH ABOUT SIX PACK ABS

.....

You Too Can Discover a Unique Method  
to FINALLY Hack Off Your Ugly Belly Fat  
and Carve Out Ripped 6-Pack Abs

...and if you actually apply these unique dietary strategies  
and secret training techniques, you will no longer be  
self-conscious about taking off your shirt at the beach  
and no longer force yourself to wear baggy shirts  
to help hide your gut...




**DOWNLOAD NOW**

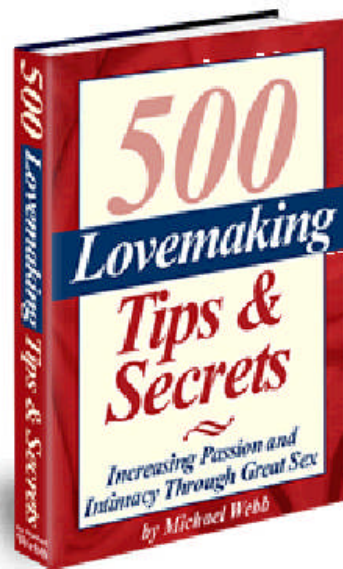


# 500 Lovemaking Tips

**“Oprah Love Expert  
Reveals How To Bring Back  
The FIRE Into Your Love Life.  
In Fact, It’s So Simple, It’s  
Embarrassing!...**



- The biggest lovemaking mistakes
- How to invigorate each other to make love
- Ways to help cure premature ejaculation
- Dozen of oral sex tips
- Fun sex games
- How to make your erections harder
- The best positions to make love
- Unique places to make love
- Secrets to give each other more pleasure
- How to make sex more intimate and meaningful
- Ways to incorporate food into lovemaking
- The complete guide to safe sex
- And much more...



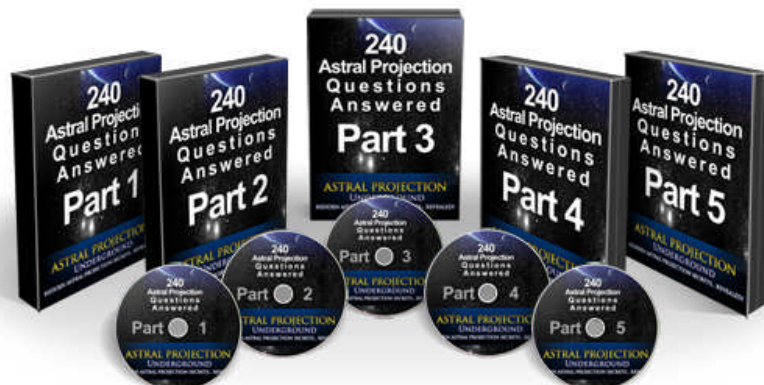
**DOWNLOAD NOW**



# ASTRAL PROJECTION

The Amazing Art Of Leaving Your Body At Will

# FREE!



Astral Projection - 240 Questions Answered  
**5-Part Video Series**

**[Click Here To Download](#)**

## Contents

### Contents

Getting Started With Snow Boarding .....	7
My Favourite Hobby: Snow Boarding .....	9
Snowboarding Accidents .....	11
Snowboarding Activities .....	13
Snowboarding At My Local Slope .....	15
Snow Boarding Costs .....	17
Snowboarding For Beginners .....	19
Snow Boarding Holidays .....	21
Snow Boarding Training .....	23
Snow Boarding Vacation .....	25
Snow Board Preparation Tips .....	27
Starting An Online Snowboarding Business .....	29
Why I Choose Snowboarding .....	31
Why I started Snowboarding Classes .....	33

## **Getting Started With Snow Boarding**

If you are thinking about getting started with snow boarding then it really does not have to be as difficult as you are probably imagining. For a start, you can be sure that whatever you are planning to do you can be sure that as soon as you hit the slopes you will almost certainly enjoy yourself. When I was younger I always thought that it would be a really hard thing to get started with, but boy was I wrong. However, what I have to tell you is that I recommend you get lessons first, rather than just hitting the slopes with no idea of what you need to do.

Getting lessons booked does not have to be that difficult. All you need to do is speak with your local snow boarding slope and you can be sure that they will put you in touch with a snow boarding instructor in your area that would be glad to help you out. This may cost anywhere from around \$35 an hour, but you can get them even cheaper, if you get group lessons. Group lessons means that more than one person learns at the same time, and it really is a very simple thing to do. I had my first lesson from a friend, however I would always recommend that it is best to get professional lessons from a man or a lady that is a professional snow boarding instructor. You can be sure that they have been teaching snow boarding for some time, and they are not only good at snow boarding, but also have a better idea of how to communicate to a learner.

Many people ask me what they need to buy when they are first starting snow boarding. The answer is that you probably need to buy nothing if you have the right kind of gear in your wardrobe. For those of us that are just getting started it is best to rent out the gear from your local snow boarding slope. A lot of places will do this for free when you pay a rate to actually use the slope. The reason for this is simple; when you are first learning how to snow board you may not enjoy it that much. If you do not enjoy it or decide not to take it any further, think of how

## **Snowboarding Fun!**

much money you will have wasted on a snow board and related stuff. That is why you need to think about ways that you can practice without buying things up front.

It is important that you get the correct clothes for going to the slope. Even if it is your first time! What I recommend is that you simply must wear gloves, and the thicker the clothes the better. You should really be wearing water proof gloves but if it is your first time, then there is no point splashing out money on a fancy pair of gloves that you are never going to need in the future. This is just common sense. What I also recommend is that if you have any water proofs wear them to go on your snow boarding lesson. If you wear them then you will have a great advantage over the competition. The fact is that even if you are wearing clothes that are warm, they will soon become cold once they start getting wet. Despite this you should still wear warm clothes, unless you want to feel cold out their on the slopes. Another thing that is vital is sun glasses. You will find that when you are on the slopes you can find it very challenging to board when you have the sun in your eyes, another issue is that if the sun reflects off the snow then it can blind you if you are not wearing appropriate UV protected sun glasses.

All I have to say is that I am sure that you will enjoy yourself. Go out their and learn to snow board!



## **My Favorite Hobby: Snow Boarding**

Since moving into the suburbs, I have developed a new hobby: snow boarding. Snow boarding is great fun, and the reason I got started is because I used to go surfing when I lived by the beach, and when I moved away from the coast I had to find something new to satisfy my fix for extreme, white-knuckle sport. When I moved to my new college, everyone was talking about snow boarding, and a lot of my peers considered snow boarding an excellent hobby. When they asked if I wanted to attend, I was more than happy to come along and take part.

The next thing I knew I was at the slopes, and I had to let everyone know that I had absolutely no experience of the sport whatsoever. They appeared to understand, and everyone was really helpful when it came to explaining how to get started. In fact, there were so many people trying to teach me what to do, I actually found that I would rather just one person would teach me at a time. The next thing I knew, I was going down the slope, and had no idea how to break appropriately, or how to turn. OK, so I'll admit that getting tuition from a bunch of teenagers was hardly the best idea, but it ensured that I didn't hold back on anything, and I certainly got off to a flying start. The fact is that you realize it is mostly just common sense, and the thrills that you get are amazing. When you are going down a slope at 30 miles an hour and you do not have to put in any effort to accelerate: that is like flying.

The fact is that I also enjoy snow boarding because it is a great social activity for everyone to enjoy. I had just moved to a new area, and snow boarding really gave me an opportunity to get to know people, and is actually the reason why I am friends with the people that I hang around with at the moment. After visiting the slopes a few times, my new friends and I have discovered more common ground, so now we enjoy other activities together, along with the occasional visit to the slopes of course! I'd recommend snowboarding as a great hobby for anyone, particularly those with a passion for extreme sports, or anyone with a sense of adventure. And it's really great when you actually get involved - there's a whole culture attached to it.

## **Snowboarding Fun!**

Some of my friends suggested taking up skiing, but this is something I think I'll avoid. It is almost like trying to compare a car and a motor bike. A car maybe burns less gas, it may be safer and may even turn corners with more precision, but what would you rather travel in for sheer thrills? Skiing just looks boring compared to snow boarding and the more I get into snow boarding the more my opinion is re-affirmed.

I am glad that I moved away, and I am glad that I managed to find a sport that I enjoy more than surfing. I am hoping to start entering into competitions soon, however I have a lot of catching up to do with my new friends first!

## **Snowboarding Accidents**

Snowboarding accidents happen every single day and the reasons for this vary from person to person, and from accident to accident. Despite this, one thing remains prominent. Of those accidents, many of them could have been stopped with appropriate care and attention from the snowboarders involved. This is why we have to realize that snowboarding is a dangerous sport, and therefore health and safety should always remain an issue to any snowboarder.

The first thing that any snowboarder has to remember is to wear appropriate protective head wear. Protective head wear may not look as cool, or even be as warm as a hat, but when it comes to going down the slopes wearing one could save your life. In 2003 15 people suffered fatal head injuries whilst snowboarding. This number could have been reduced to 0 if those 15 people had chosen wear a helmet whilst snowboarding. When people go snowboarding and do not wear a helmet, they do not take precautions based on this, and are still happy to attempt stunts such as jumps, slaloms which involve dodging trees, and other activities that could not be recommended. People have to remember that snowboarding is in the top 10 most dangerous sports, and I would call on the authorities within the sport to drive even further towards excellence in health and safety.

My brother is a keen snowboarder and recently broke his leg whilst snowboarding. Although this was not his fault, many of the complications that went along with the injury could have been avoided with due care and attention. This includes the fact he was stranded on a slope for over 4 hours before he was noticed by a boarder who was then able to go and get help. But how could this have been avoided. Firstly he should not have chosen to hit the slopes on his own. Through doing these problems arise automatically, if you do have to go snowboarding on your own then make sure you tell people that you are away. I would also call on snowboarding facilities to keep better records of who is on the slope, and for what time. This could certainly help with many issues.

## **Snowboarding Fun!**

I would secondly advice and call for people to carry mobile phones with them when they go snowboarding. Even, a mobile phone on its own may not be enough if you do not have a signal or do not have any battery left in your phone. This is why I advise that you ensure that your battery is full at all times, and that you also take appropriate care to ensure that you have a replacement SIM card. If you have a replacement SIM card that works on your phone you may be doubling the chances of you being able to contact someone if you phone does not work. This is why people also choose to carry a torch, a flare or an air horn. All of these can work in alerting people to a situation as long as they are near where you currently are.

Health and safety are prominent issues in snowboarding and that is why we all, have to be careful that we abide by them. Through choosing to take simple measure we can all choose to snowboard, and enjoy ourselves at the same time. Do not make yourself another statistic.

### Snowboarding Activities

If you are considering doing some snowboarding activities then I simply must tell you about the kind snow boarding activities that I have tried in the past, and the kind of activities that I intend to try in the future. The fact is that when I first tried snow boarding I had only been skiing a couple of times, so I was really a newbie that was looking to have a little bit of fun and experience some snowboarding activities for the first time.

Me and my friends all decided to go out there and see what kind of fun we were able to have on the slopes, and we sure did have heaps of fun and in fact far more than I would ever have imagined. We went out there, and because we had a rough idea how to ski we were far more cocky than we should have been but that did not stop us from having the most fun in our lives. The slope was very quiet, which just made it so much better. The way you move on a snowboard just makes you feel so much more in control, however you feel like you are taking more risk. When you are skiing it is just that little bit too comfortable at times, but the fact is that you never actually notice it until you give it a try. It really does not surprise me that people are choosing to give up skiing and are taking up snow boarding in its place, let's be honest you can't actually jump on ski's. So OK, it is possible but you could hardly suggest that they are custom built for doing Ollie's. That is why I have to tell you that when I done my first jump on a snowboard and successfully landed it, I was sure to give it a try again, in the future.

I and my friends all decided that the most fun thing that we could do was have a race down the slope, and this is what we did. I was actually very nervous, as I was very anxious to win, but I knew if the worst came to the worst then I could always say that I tried my best, and trying my best is certainly what I done. Over the next minutes as we went down one of the most daring runs on one of our first times I was sure that I was going to win. That is not to say that I was, I could have hit a tree, or took a wrong turn and in the end I done the later. I lost and I was gutted, but the exhilaration just meant that I wanted to do more. I proposed doing it again, and everybody was up for it. It was the fact that when we done the first run, we had managed to

## **Snowboarding Fun!**

grab some “Air-time” and I can assure you if you think that is good on ski’s you have experienced nothing yet.

The main problem with doing this run was that we were failing to abide by the rules of the slope with aggressive turning and twisting. The last run my friend Alan actually pushed Collin into a tree for a laugh. Although most people would not see this as being fun, it was the kind of think that happened based on excitement and I have to tell you that this snow boarding day has to be one the best days of sport that I have ever experienced, and even when I go skiing and snow boarding these days I often think back to the stuff we got up to that day on the slopes. I have to say that skiing just doesn’t seem to compare to snow boarding and it really does not surprise me to see people migrating from snow boarding to skiing at all. The thing is though we really should not compare them, I suppose they are both good in their own way.



## **Snowboarding At My Local Slope**

My local ski slope is quite a fun place to hang out for me and my teenage friends. We find that it's a good way to keep ourselves amused. You see in my local area when you are under 21 their really is nothing else to do. You see me and my friends can't go out drinking and nor do we have any particular desire to hang out at the local tennis court, that is why we were looking for something to do that was knew, exciting and more suited to our need for extreme entertainment!

So we went down the local ski slope and asked some questions about what kind of thing goes on and basically tried to get a grasp for how much it was going to cost to get started. The lady was really helpful and seemed to be really encouraging. She explained that we would not need a snowboard, snowboarding boots or even snowboarding skills to get started. We were really pleased to here it, so basically asked if we just went on the slope or if we needed some kind of tuition first. The lady explained that we would definitely need some kind of tuition first, and explained that for \$15 an hour we could get a group lesson. This was kind of what we were looking for, as the idea was to do this as a group and we felt that if we all done it together It would be more of a laugh. So we basically booked a lesson, and the lady explained that we had to pay a deposit because the slope had to arrange it with the instructor. She explained that we would get lessons for around 5-10 hours and then she thought that we would be good enough to come down the slope on our own and try things out. This was the kind of thing that I was looking to do, because we wanted more than merely to learn. We wanted to pick up the basic skills that were required and then come down on our own and have a laugh at the slope.

So we went to the lessons and they worked out great. They were really fun for everyone involved. It turned out that it wasn't just us at the lessons, but the other girls and boys who went to the lessons were all really easy to get on with and everyone got on well. Nobody had been to snowboarding lessons before so we were all kind of in the same boat so to speak. The teacher went over really basic stuff at first, and to be honest I did not pay too much attention because I was more concerned with actually going out their and starting to ski for real. The guy who was our teacher was really approachable and that just made it so much easier for everyone. We were able to ask all the questions we wanted, and he seemed to pick up when someone was

## **Snowboarding Fun!**

having problems and when we understood things. He then explained after around 30 min's that we were ready to hit the slopes, and you can be sure that we were ready, I was practically desperate to hit the slopes and get started. At first, he asked us to go down the beginner slope which is basically a slope that is for people who are just starting to learn. The gradient is much less and that makes it so much easier to get going, because if you build up to much speed and you do not know how to stop then that could cause real problems for a beginner.

## **Snow Boarding Costs**

So you are thinking about getting started with snow boarding and before you do you think that you will need to get to grip with the costs first. This is very sensible and is certainly something that I would recommend to anyone. If you cannot afford to get started then why try? However, I am sure that you will be pleasantly surprised to find out the kind of money that you are going to have to spend to get started. What would you say if I got lessons and on the slopes for the first time for well under \$100! Yes folks, it really is that cheap, and it really is that easy. When I first got started, I stopped to consider if I would be able to afford it, and I phoned up my local slope that were really helpful in giving me an idea of all the cost that would be involved.

They firstly said that they recommend that I book up a block of 10 lessons in order to get started, but they explained that 3 would be enough. I guessed that they probably wanted me to pay more, so I decided to go for just the 3 lessons and this worked out just enough to give me the confidence to hit the slopes on my own. The fact is that the lessons cost \$10 each, but it worked out a lot cheaper, because I decided to go for group lessons. This meant that when I was getting taught, I was actually getting taught with others. However this actually worked out to be better than I had imagined. It actually meant that I made some friends with which to spend some time with at the slopes, and that I now go along with every Wednesday night. It is ideal, and that is why it is maybe even better to do it on a budget!

Now the next thing that you are probably worried about is the cost that is associated with getting equipment and things like that sorted out. It may be expensive if you are wanting to go out their and get top of the range equipment, but it is just as easy and just as quick to rent out every time you go their. At my local slope, they charge the same amount for an hour on the slope whether or not you rent out equipment or not! That is why it is simply not expensive to get started, all I spent was \$30 to get lessons, and I got a shot on the slope included in the price. What I would say is that if you can afford to go to the pub or go on holiday then you can certainly afford to the initial snow boarding costs.

## **Snowboarding Fun!**

This really is not that expensive and that is why I have to say that it is a great sport to get started in, regardless of your age. It is a good way to make friends, have fun and learn something new.

One cost that I forgot to mention is that I had to buy gloves. Buying gloves is simply a must, and they should be water proof gloves. If they are not water proof then you will end up with cold hands, and you will not enjoy your day out quite as much.

## **Snowboarding For Beginners**

If you are interested in taking up a new hobby, and you enjoy thrilling, fast paced action, why not consider snowboarding? Increasing in popularity year on year, snowboarding has always been highly fashionable, and is no more accessible than ever, so you really have no excuse for not giving it a go if you are interested. In this article we will look at the equipment you will need, where to get started, and the things to watch out for when snowboarding.

First thing's first - get yourself online. Look around, and find out exactly what snowboarding involves. It is a dangerous game, and highly physically taxing. Additionally, it can be quite expensive, so you need to try to ensure its right for you. Next you need to look for a board to get you started, and some clothing for wearing on the slopes. First off, forget about buying a top quality board. You need to start off with something cheap and cheerful, designed for beginners. You can find these easily online, and you may also be able to come across some models in your local extreme sports shop. Alternatively, you could try to pick one up second hand from a friend, or from another snowboarder. You also want to make sure you look cool whilst you're out there! Check out some of the highly fashionable snowboarding wear, and kit yourself out from hats, to sunglasses to thick socks - make sure you're prepared for the elements before you set off.

It is worth looking around to find lessons in your local area. Lessons range in availability, quality and price, although you will often find recommendations or local adverts particularly helpful. Again you could look online for some tips to get you on your way. If you do take lessons, it is important to take on board what the instructor says from both a performance and safety perspective. Additionally, get out there and practice between lessons if you ever want to improve. If you stick at it, and work hard, you will eventually see an improvement, and find the sport significantly more enjoyable also.

It is also good to note that snowboarding is a highly dangerous activity and people do get hurt. Before you even think about snowboarding, take some lessons in safety, and make sure you are fully equipped both mentally and physically for avoiding injury to yourself and others. Snowboarding is responsible for many accidents every year, and it is an extreme sport after all -

## **Snowboarding Fun!**

if you're of a weak disposition, it is perhaps not the best sport for you. Having said that, snowboarding can easily be performed safely with a bit of common sense, and a bit of research, so make sure you're prepared before you get out there.

Warnings aside, snowboarding is great fun, if you like this sort of thing. Many people adopt the mantra that you should try everything at least once, and as far as snowboarding is concerned, this is definitely true. Try snowboarding once, and join the legions of followers who enjoy snowboarding at every opportunity. Chances are there are clubs and associations in your local town, so get yourself along and join in with like minded people. Your level of experience doesn't matter, as long as you go along and participate, you will gain a lot from it, and you will definitely have a good time in the process.



## Snow Boarding Holidays

OK so have you ever been on a snowboarding holiday? If so, then you must have enjoyed yourself. The thing about Snow Boarding is that absolutely everybody can enjoy it regardless of their ability. When I first went on a snow boarding holiday it was with my friends and they had all been snow boarding already. This was something that I had never done before, and I was obviously nervous about whether or not I could really enjoy myself when I had absolutely no experience on a board.

But the fact is that I enjoyed it just as much as them, if not more! When you get behind a board something special happens, that I cannot explain. When you are going down a slope, no matter how small, you feel something special when you start to speed up and the acceleration just hits you. I went on the starter slope with my friend who had also never been snow boarding before, but we really enjoyed ourselves. We were firstly given instructions and training by a girl who was an experienced snow boarder. She basically gave us all the hints and tips that we would need to hit the slopes ourselves.

After we had been given the training we also got taught one of the most difficult parts of snow boarding. Yes guys, you guessed it – How to get to the top of the hill on our own. It is really difficult because if you miss-time getting on the lift then you could fall, and if you miss-time getting off the lift then problems can happen just as easily. This is what I always noticed when I was snowboarding because I actually used to get really nervous before I approached the lift. Getting off a snow boarding lift is probably just as difficult for a beginner.

Now let me tell you more about what you can actually get up to on a snow boarding holiday. There is so much to do that it is unbelievable but what I really enjoy the most is how relaxing they are, if not tiring!

You get up in the morning and if you are staying at a hotel, then you really should try and get as big a breakfast as your stomach can handle! Next it is time to hit the slopes, and that is the part that takes up most of the day. When you are deciding what slope to go to you should ask people what slope they prefer and what kind of slope they enjoy. For me this was simple, as I was just a beginner. But as the week went on I did start to get a little braver I have to say. After you have

## **Snowboarding Fun!**

spent your day snow boarding, there is usually lots that you can do on a snow boarding holiday. For a start, you can think of activities that you would do back home. I and my friends are from the states and we had never been allowed to drink before. So when we went to Europe and we were 20 we could not wait to sample drinking in clubs and pubs around the slopes. This was so much fun, and I have to say that apart from the snow boarding this was the best part of the holiday.

A lot of people ask me if you have to hire out a snow board to go snow boarding on a snow boarding holiday but this is not the case at all. You can easily rent one out when you are over here and it really will not be that much cost at all. My friends are all snow boarders and they decided to hire out snow boards because it actually worked out cheaper than the cost of flying them over on the plane. Whatever you do go on a snow boarding holiday and I am sure that you will really enjoy yourself if you are anything like me.

## Snow Boarding Training

If you need snowboarding training then it is important that you make sure that the training you get is good, and from an appropriately trained snow boarding trainer. That is why you have to consider ways that this can be done to meet the needs, and goals that you have set yourself. What I always tell people is that there is no point in telling yourself that you are going to be the best snowboarder in the world, because that just isn't going to happen in a few months. What I did was set myself the challenge of being able to do the second most challenging slope, of three at my local snowboarding centre. Once I set myself this challenge I had something to work towards and a goal that I could aim to achieve. This is what you should do, and the chances of getting further in the sport are greatly increased. Once I achieved this goal, my next goal was to handle the most difficult slope and then to improve my times and agility after that. You should set goals before you start snowboarding training and then you will be more likely to achieve your goals in the shortest time.

The next thing that you have to do is decide what kind of training you want to undertake. Many people just try and teach themselves and to be honest it really is not worth it, unless you are doing it for the pride of saying that you taught yourself how to snowboard, if this is the case then you are going to have to get lessons at one point if you want to be one of the best so I would tell you just to give up now. The next type of person is the type that decides that they will teach themselves the DIY way. This means that all they do is read books, read stuff on the internet and ask people for help that are friends or people that they meet down their local snowboarding centre. This is fine, but it is also kind of stupid and kind of pointless. It is a waste of time, but if you do not have the money to afford proper tuition then this is fine with me, at least you will get somewhere if not as fast as others! The next kind of snowboarding training can be split into two kinds. The road name for it is getting professional tuition from a trained snow boarding instructor. This can be split up into group lessons, and individual lessons. So you are probably wondering about the difference between each.

Those who chose to get individual instruction will be doing so at a higher cost, and the reason for this is simple. If you are getting individual instruction then it actually means that there is nobody to share the cost of an instructor but if you are doing it in company and with others then they are also making a contribution towards the salary or wage of the person that is teaching

## **Snowboarding Fun!**

you. That is why I actually recommend getting solo instruction after you have managed to pick up the basics. This is a sure way to save money, and improve your ability down the slopes. Good luck and I am sure that you will be whizzing down the slopes in no time!

## Snow Boarding Vacation

Around a year ago I went on a snow boarding vacation to Europe and had a great time by all accounts. The best part was that I went with all my friends, all of which had varied abilities in the sport. Some of my friends compete in competitions and the like, whilst others have only been on the slopes a few times in their life. The fact is that we were all really looking forward to it, and we were all sure to enjoy ourselves whilst we were away. The fact is that we do not spend that much time together, as we all went to different colleges whilst others decided to enter the world of work and go out there and get a job.

When we decided to book the holiday I was delighted to hear that everybody was able to make it, and that everyone had promised to save up enough money to really enjoy themselves while we were away. The cost of booking the holiday worked out at around \$300 for accommodation for the week as we were going to be staying at a backpacker's location, and it was only going to cost \$150 for return flights. We really felt like we had struck a bargain, and we were even more delighted when we heard that the cost of living would be really cheap when we got there. We had decided to save up \$1000 each, which meant that we would have more than enough spending money for when we arrived.

The price being so cheap, some of my friends decided to go online and buy some equipment for the trip and that was anything from new boards to clothing. I personally never bothered, as I was currently struggling for money, surviving merely on the pay that I got for working in a local MP3 player shop.

When we hit the slopes I cannot explain how brilliant it actually was. We had never had an opportunity to ride a snow board on snow, apart from one of my friends who has more of an interest in the sport than the rest of us. We decided that would really just do our own thing, please ourselves and then meet up at night. This is not the way it worked out as we had such a laugh out there on the slopes. My best friend Blair was struggling at first so I did my best to teach him about how to handle the slopes. After a few hours he was doing great, and even managed a nice little Ollie or two. After our hard days on the slopes we couldn't wait to get home and get a shower. Although it is not cold, when your clothes get wet, it can become very tiring and you often feel like getting in, having a hot shower and changing your clothes.

## **Snowboarding Fun!**

Next thing it was time to get out there and sample the night life. This is what we had been looking forward to, we had heard great things about European girls, and we were sure to enjoy ourselves getting to know the culture. We firstly went out for a meal, and we all ended up having burger and chips! Next we went to a local club and really had a great night. This was the pattern for the rest of the week and I can hardly say that I regret it.



## **Snow Board Preparation Tips**

Everyone that loves snow boarding knows that accidents can easily happen, and accidents do happen on a daily basis. That is why you have to follow basic tips to prepare before you actually hit the slopes, and if you do not follow the basic rules then you are simply asking for accidents to happen. That is why I recommend that anyone who is planning a snow board tip should do the following before they even consider leaving the house:

1. Ensure that you clean your board and your boots. When you allow your boots and board to get dirty, then they not click into place as well, and you also risk slipping etc. More than anything else you should never deliberately go to the slope with boots and a board that are dirty.
2. You should always ensure that a member of your family or friends knows where you are, and when you are expected to be back. If you are out on a long run, and something wrong happens, then you are left to rely on someone to find you if the worst happens and you get lost with an injury.
3. Always wear waterproof clothes. If you do not wear waterproof clothing then you are surely asking for problems. This means water proof trousers, water proof jacket, and water proof gloves are a must.
4. Make sure that you do not eat something that is too filling or you may end up with cramps and the kind of thing that you have to try and avoid. The best food that you can eat before you hit the slopes is high calorie, low fat foods, such as pasta for example.
5. Do not consider trying runs that are well in advance of your ability levels, the trick is to take things slowly and try and build up gradually, time by time, every time you visit. Jumping ahead of yourself can actually mean that you place too much pressure on yourself and you end up not wanting to come back.
6. Consider your friends and prepare how you are going to act based on those that you are going snow boarding with. If the snow boarder is an amateur, then you have to think how you would feel if you were to go snow boarding with someone and they were to always try more challenging runs. You would surely try and compete and that can cause accidents and embarrassment.
7. Bring a change of clothing and a snack for when you are out. It is good to come prepared and you do not want your day to end early because your clothes are uncomfortable or because you are hungry or thirsty. Remember that when you are out on the slopes that if you

## **Snowboarding Fun!**

fail to drink enough then problems can happen. You may feel cold, so you do not feel thirsty, but that is why you have to try and ensure that have enough to drink.

Making sure that you are prepared for going on a snow boarding trip is one of the best ways to ensure that you have a great day, and so does everyone around you. Taking that extra time, to ensure that everything is going to go smoothly will surely pay off when you are on the slopes.

## **Starting An Online Snowboarding Business**

Are you tired of working for the boss man, and getting no recognition for the efforts you put in? Are you sick of working harder than your colleagues, but getting paid exactly the same, derisory amount? Well you don't have to suffer it any longer. If you are passionate about snowboarding, why not consider starting a snowboarding business? By working with your passion, you can create a product or service that you'll will enjoy, and that will make you money.

There are loads of different types of business you can do in keeping with your snowboarding hobby. You could begin by retailing snow boarding equipment online, or alternatively by customizing boards if you are artistic. Either way, you're going to need a website. Make sure you shop around for a good deal on web design, and take the time to think about all the functionality you are going to require. Will you need a contact form, or a shopping cart? What domain name would be ideally suited to your business? How much should you spend on online marketing? These are all concerns which must be addressed before launching your website in addition to the normal hassles of running a business. Having said that, it can be a highly rewarding pursuit, particularly financially if you get it right!

Alternatively, you might like to consider setting up a snowboarding holiday company in your local town or city. By running trips out to the slopes, you can benefit financially as well as from a greater number of boarding trips. All you would need to ensure would be some form of marketing or sales channel, such as a website, or a shop front in your local shopping mall, and links with a snowboard resort and a coach company. You might even find that you'd be able to negotiate discounts for large groups, which could lead to increased profit margins for your business. As long as you take care to market your business, you should be able to drive sales, and if you can do that at a profit, and you enjoy doing it, then that is really all that matters. Imagine waking up on a dark Monday morning to go into your own shop - you'll be surprised how much easier it is to get out of bed!

Whatever you decide to do, it is important to make sure you have thoroughly planned your business, weighing up pros and cons from every angle. That way, you will be sure to have covered all the eventualities in your budgeting, and you won't be left high and dry. Another good tip is to use a business plan template for your business. This way, you'll think about all the

## **Snowboarding Fun!**

necessary elements, which will again help with your planning, and be an invaluable aid if you are seeking investment.

Before starting any business, it is important to understand there is an element of risk involved. Do not invest any more money than you can afford to lose, and remember not to quit your job until you are actually experiencing the income you need to support yourself from the business. Faith is a good thing in business, but so is common sense, and it pays not to be too headstrong and exercise caution at every stage.

## **Why I Choose Snowboarding**

Many people ask me from time to time why I choose snowboarding as the sport that I wanted to do. Why I choose to work so hard at it, and why I managed to achieve a degree of success in doing so. The answer is simple, and it is the reason why many people do well at different sports. The answer is desire and love for the sport and that is what I had in abundance for snowboarding, before my accident.

When it came to choosing a sport, I thought long and hard when I came to a cross-road in my life. What should I do? Should I do snowboarding or skateboarding? This was really hard for me as I loved both sports, but I was having to train for both of them, and therefore wasn't dedicating enough time to either. That is why when it came down to it, I decided that skateboarding was only going to be a hobby and that snowboarding was what I wanted to do with my life. The reasons that I preferred snowboarding were not clear cut, and to say I had anything less than love for skateboarding is also not true. But I think I loved the way that snowboarding was a whole different world. Do you know what I mean? When you choose to go skateboarding you can just jump out of bed, and skateboard down to the shop, Ollie over a step and grind down a pole. Is that fun? Yes, of course it is. But when it comes to snowboarding you are entering a completely alien environment. Let me explain. When you live in Atlanta you hardly get snow every day of the week, nor do you get hills and slaloms caked in it! That is why, whether I am boarding on snow or synthetic snow the feeling is the same. It is like, boy I am on snow!

When I choose snowboarding there was also another reason that really helped to make my mind up for me, and that was my friends! My friends who done skateboarding were not as close friends as my friends that done snowboarding and as you can imagine this had an impact. The thought of getting to spend more time with Collin, Justin and the lads was just too much to miss out on! We had such a good laugh, and had so much in common. We would always feel the same about snowboarding, and we were able to really help each other out on issues. When we noticed a flaw in each others technique we would always point it out to each other so that we could all improve together. This worked great, and was one of the reasons that I chose snowboarding over skateboarding when it came down to it!

## **Snowboarding Fun!**

Now I suppose I should tell you the sad part - the reason why I am no longer able to pursue a career in either, snowboarding or skateboarding. The reason for this is a terrible accident that ruptured my leg muscle, and has resulted in a six month time-out at such a crucial time. You see others will improve in fitness whilst I deteriorate and that is why my sponsor has now dropped me as well. What I am hoping to do is try my best to get back into the sport, because my love for it and my ability at it should be enough to make me come through. Collin and Justin are doing really well, but it is hard for me to spend as much time with them when they are always down the slope or working out. One of my friends called Blair, has also recently won the Junior USA championship, and although I am happy for him it makes me sad to think that I could have been their competing for that trophy. All I can do is try my best, and hopefully luck will fall on my side.



## Why I started Snowboarding Classes

Let me tell you all about the time that I went to snowboarding classes and why I absolutely think that you should go out there and do the same. When you learn something new it provides and excellent sense of well being and can result in many hours of fun and enjoyment that can come as a result of the new skill that you have attained. When I was only 16 I really liked watching winter sports on television and although it may sound stupid, it was actually sledging that drove me to want to learn a winter sport. I always liked sledging and I even went sledging when it wasn't snowing. You see, where I live it is absolutely impossible to go sledging 11 months of the year, and if we are lucky enough to have as much as a month of snow then I am always sure to take advantage of it and go out their and sledge away! That is why, coupled with my love for watching snowboarding and sledging on television, that I decided that I would go out their and learn how to snowboard.

So you are probably wondering why I made the choice of snowboarding over skiing as my choice for the winter sport that I would try. The main reason for this was because I have a lot of friends that do snowboarding but absolutely none that do skiing done at the local ski slope. Although they do snowboarding the slope caters for both and I suppose the decision really did come down to me. Anyway, in the end I decided to go out their and choose snowboarding and I would be lying if I said my friends were my only influence in my decision to choose the board over the ski's. You see I do not know if everyone will know what I am talking about but I feel that a snowboard just appears to be so much more responsive than ski's. Do you know what I mean? At our local ski slope there is only 100M of run that is around 300 feet if you convert it. In that period on ski's what can you actually do? If it was some kind of complicated slalom then that would be different, but just going down a hill on ski's to me seems slightly boring compared to on a snowboard. A snowboard appears to be more of a white knuckle ride. That is why I decided to choose snowboarding, but don't get me wrong I still think that skiing looks fun, and as I now go down to the skiing slope every week or so I have actually started to do skiing some times for a bit of a change. You see, once I learned how to snow board I had some transferable skills, such as an ability to use the lift, how to handle speed, when to slow down etc. That is why I am glad that I learned how to snowboard first. If I had skied first, then I would probably have found it a lot more difficult to pick up snowboarding second. Anyway I went to snowboarding

## **Snowboarding Fun!**

lessons and really enjoyed myself, I am not as good, nor as dedicated as some of my friends but I still really enjoy myself and that is what it is all about.

## Brand 126 Niche eBooks With Your Affiliate ID

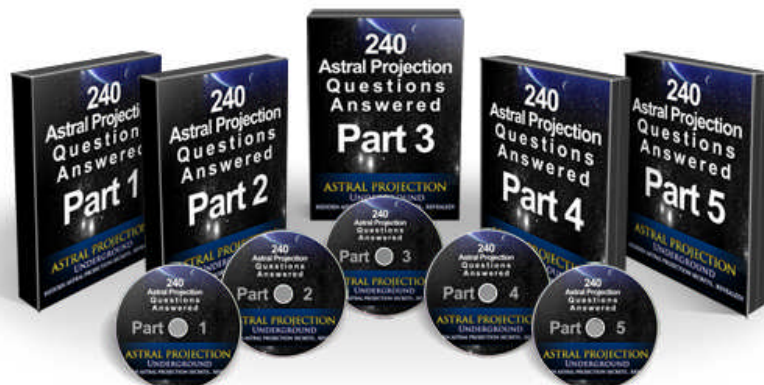


..... [Click Here](#) .....

# ASTRAL PROJECTION

The Amazing Art Of Leaving Your Body At Will

# FREE!



Astral Projection - 240 Questions Answered  
**5-Part Video Series**

**[Click Here To Download](#)**

**Snowboarding Fun!**

**This Product Is Brought To You By**

**[Click Here To Visit Our Website](#)**