

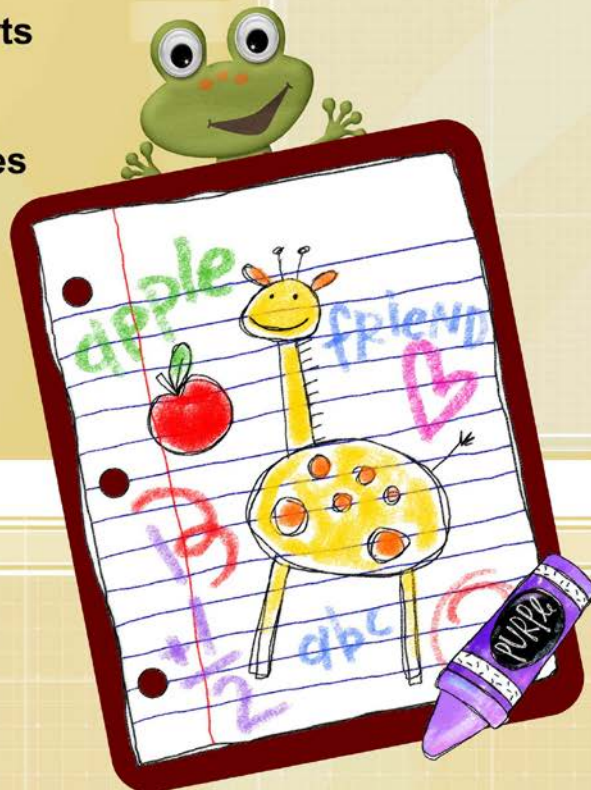


# Preschool

Complete Study Unit

## Everything For Learning Drills

Language Arts  
Math  
Science  
Social Studies  
Puzzles...  
and More!



Dear Parents, Caregivers, and Educators:

Today, more than ever, your child needs a solid foundation for learning. *Everything For Learning Drills* series of books are an essential building block in that foundation. *Everything For Learning Drills* takes students through learning about Language Arts, Math, Science, and Social Studies. Included are fun activities, worksheets, and puzzles. *Everything For Learning Drills* are complete study units which will guide your student through the entire grade year.

*Everything For Learning Drills* – an exciting and powerful learning tool for your young learner!

To find other learning materials that will interest your young learner and encourage school success, visit <http://kid-brilliance.com>

---

# Everything For Learning Drills

## Preschool

---

Published by Kid Brilliance (2011). Printed in the USA. All rights reserved. Except as permitted, no part of this publication may be reproduced or distributed in any form or by any means, or stored in a database or retrieval system, without prior written permission from the publisher, unless otherwise indicated.

Send all inquiries to:

Kid Brilliance  
176 Maitland Drive NE  
Calgary, Alberta, T2A5A5  
Canada  
<http://kid-brilliance.com>

## Table of Contents

Language Arts	5 - 74
Math	75 - 100
Puzzles	101 - 107
Coloring Pages	108 - 113
Certificate Of Achievement	114

Name\_\_\_\_\_

**Trace the upper case letters.**

A B C D E F

G H I J K L

M N O P Q R

S T U V W

X Y Z

Name \_\_\_\_\_

**Trace the lower case letters.**

a b c d e f

g h i j k l

m n o p q

r s t u v

w x y z

Name \_\_\_\_\_

# Aa is for apple.



Aa Aa Aa

**Circle the upper case A's.**

**S A K T A R G**

**Circle the lower case a's.**

**j g a l h n a f**

Name \_\_\_\_\_

# Bb is for barn.



Bb Bb Bb

## Circle the upper case B's.

G L B X M B M

## Circle the lower case b's.

b l v o p b z p

Name \_\_\_\_\_

# Cc is for clock.



Cc Cc Cc

## Circle the upper case C's.

B C G W C Y P

## Circle the lower case c's.

c r s a n p c t

Name \_\_\_\_\_

# Dd is for dog.



Dd Dd Dd

## Circle the upper case D's.

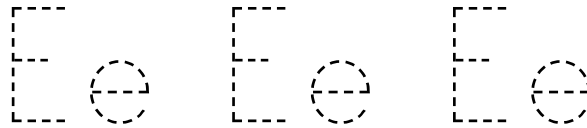
R Q D J D B M

## Circle the lower case d's.

c d n f e d y o

Name \_\_\_\_\_

# Ee is for egg.



## Circle the upper case E's.

H T A E N J E

## Circle the lower case e's.

t d e a k e b p

Name \_\_\_\_\_

# Ff is for feather.



Ff Ff Ff

## Circle the upper case F's.

F J I F K D L

## Circle the lower case f's.

g f x z f l w q

Name \_\_\_\_\_

# Gg is for giraffe.



Gg Gg Gg

## Circle the upper case G's.

**G K T G V B Q**

## Circle the lower case g's.

**q b g t u b g m**

Name \_\_\_\_\_

# Hh is for hat.



Hh Hh Hh

## Circle the upper case H's.

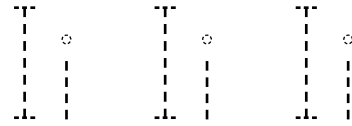
K H I A Q H R

## Circle the lower case h's.

j n h o p h f g

Name \_\_\_\_\_

# li is for icicles.



## Circle the upper case I's.

I R V N I L P

## Circle the lower case i's.

v g a i e o i t

Name \_\_\_\_\_

# Jj is for jam.



## Circle the upper case J's.

L J T R W K J

## Circle the lower case j's.

g c j o f j z h

Name \_\_\_\_\_

# Kk is for kitten.



Kk Kk Kk

## Circle the upper case K's.

Y M K P C K B

## Circle the lower case k's.

k x e k l r t p

Name \_\_\_\_\_

# Ll is for leaf.



## Circle the upper case L's.

H P L Y L R W

## Circle the lower case l's.

d o q l v x l u

Name \_\_\_\_\_

# Mm is for mouse.



Mm Mm Mm

## Circle the upper case M's.

G N M L W M S

## Circle the lower case m's.

b h r m q m c v

Name \_\_\_\_\_

# Nn is for nail.



Nn Nn Nn

## Circle the upper case N's.

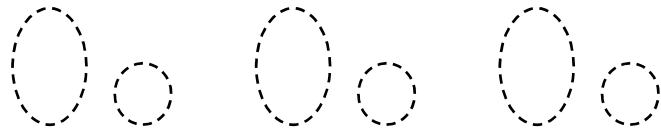
I N B M N T O

## Circle the lower case n's.

c j n l y n m z

Name \_\_\_\_\_

# Oo is for orange.



## Circle the upper case O's.

G O P W O S T

## Circle the lower case o's.

g p o z r x o c

Name \_\_\_\_\_

# Pp is for pencil.



Pp Pp Pp

## Circle the upper case P's.

P H T P C E L

## Circle the lower case p's.

g p q l n p a k

Name \_\_\_\_\_

# Qq is for quail.



Qq Qq Qq

## Circle the upper case Q's.

O P Q S F Q G

## Circle the lower case q's.

p q r b c q l w

Name \_\_\_\_\_

# Rr is for rose.



Rr Rr Rr

## Circle the upper case R's.


Y H L R G A R

## Circle the lower case r's.

d k r v s r j q

Name \_\_\_\_\_

# Ss is for sun.



Ss Ss Ss

## Circle the upper case S's.

D S L E C S Z

## Circle the lower case s's.

z v s v s k t p

Name \_\_\_\_\_

# Tt is for tree.



Tt Tt Tt

## Circle the upper case T's.

I T P A F T X

## Circle the lower case t's.

i l r t b t k o

Name\_\_\_\_\_

# Uu is for umbrella.



Uu Uu Uu

## Circle the upper case U's.

A K U V W U M

## Circle the lower case u's.

v u b p q u g h

Name \_\_\_\_\_

# Vv is for violin.



## Circle the upper case V's.

U V G V D R S

## Circle the lower case v's.

h b u t l z u c

Name \_\_\_\_\_

# Ww is for whale.



V V w V w V w

## Circle the upper case W's.

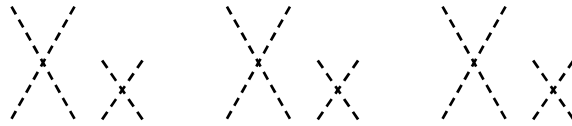
V O W M N W T

## Circle the lower case w's.

d w j u m w v k

Name \_\_\_\_\_

# Xx is for xylophone.



## Circle the upper case X's.

F X Z P X C J

## Circle the lower case x's.

e k x v l p t x

Name \_\_\_\_\_

# Yy is for yo-yo.



## Circle the upper case Y's.

F J T Y W Y G

## Circle the lower case y's.

d y h y m t c s

Name \_\_\_\_\_

# Zz is for zebra.



Zz Zz Zz

## Circle the upper case Z's.

S Z L P Z C B

## Circle the lower case z's.

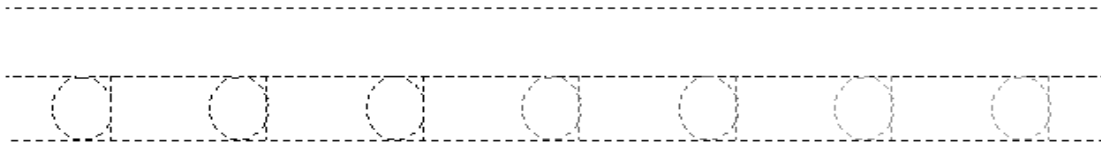
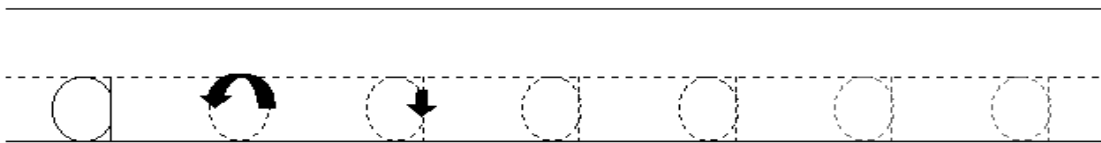
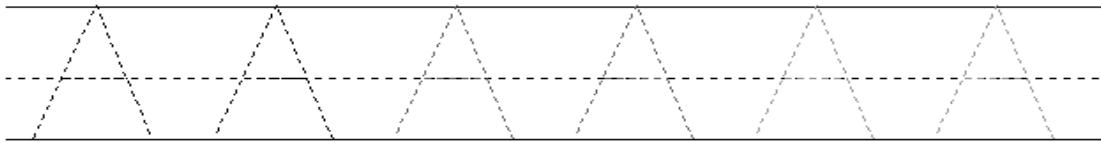
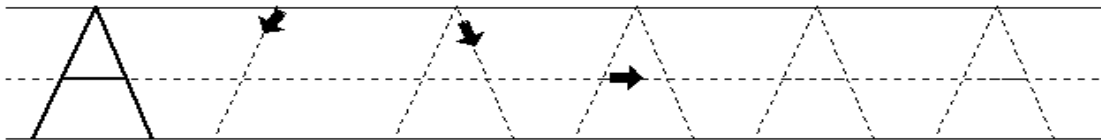

t m k z w s z v

Name \_\_\_\_\_

**Practice printing the letters and then color the picture.**

Aa

Apple

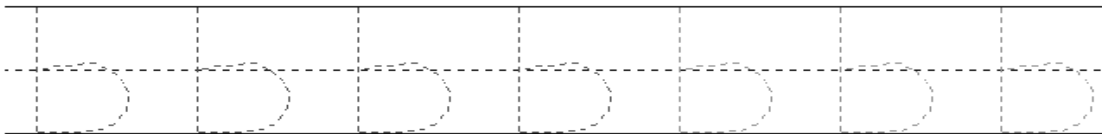
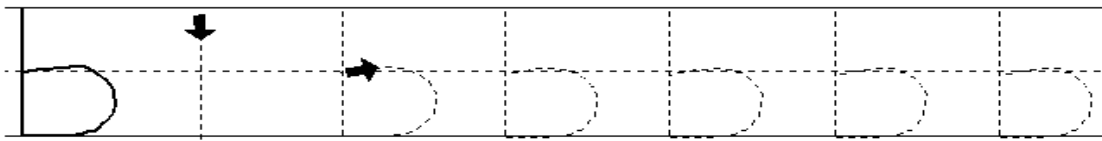
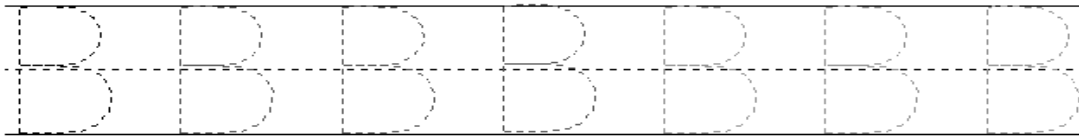
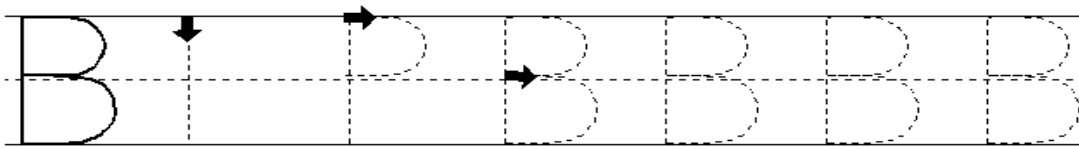



Name \_\_\_\_\_

**Practice printing the letters and then color the picture.**

Bb



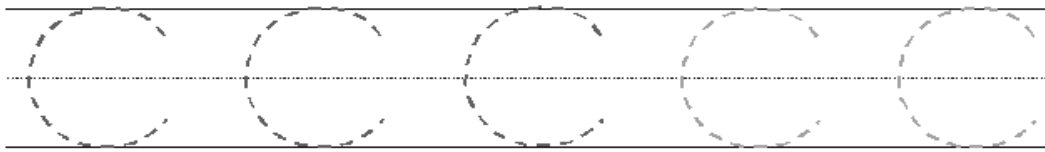
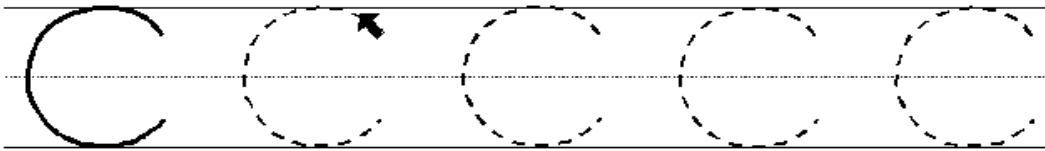

Barn



Name \_\_\_\_\_

**Practice printing the letters and then color the picture.**

Cc  
Clock



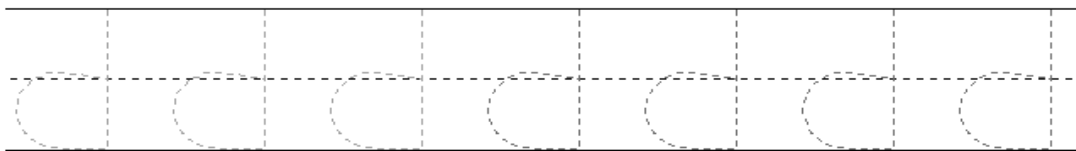
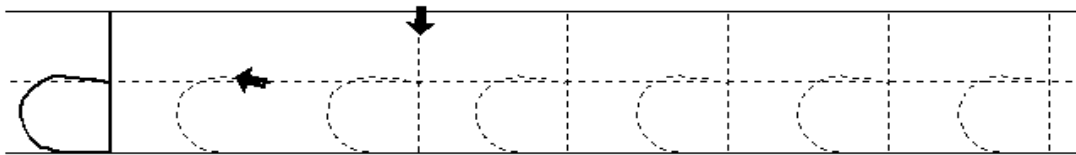
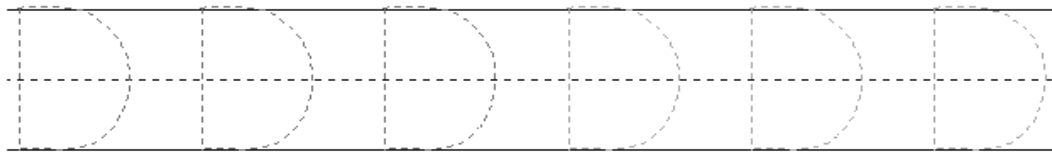
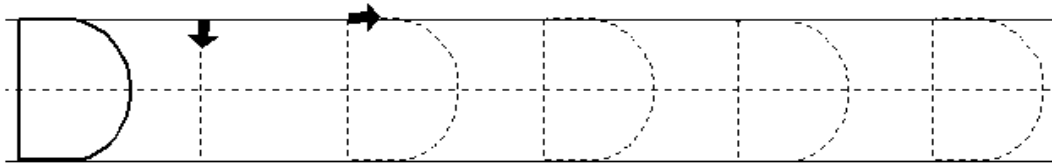

Name \_\_\_\_\_

**Practice printing the letters and then color the picture.**

Dd

Dog

Name \_\_\_\_\_

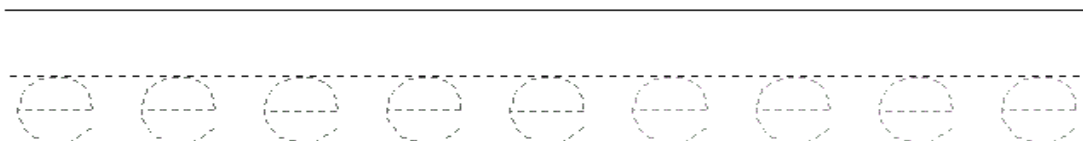
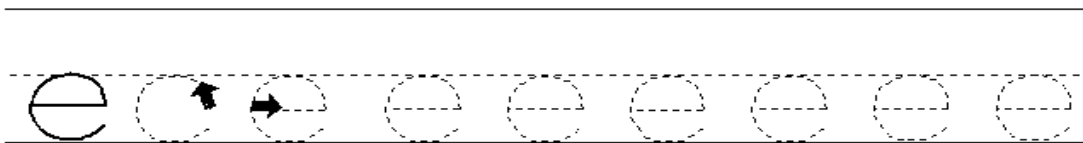
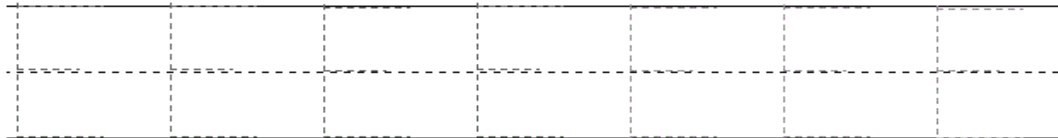
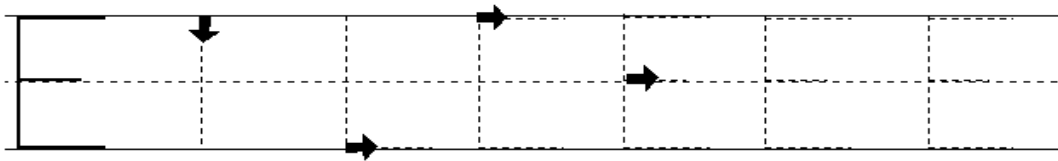


Name \_\_\_\_\_

**Practice printing the letters and then color the picture.**

Ee

Egg

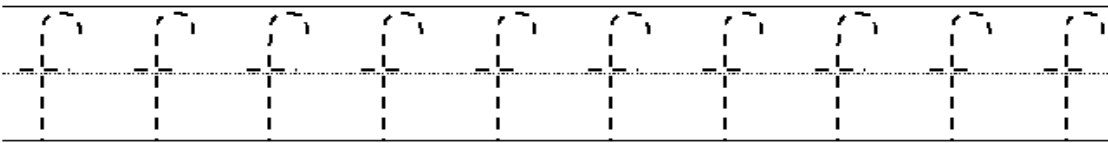
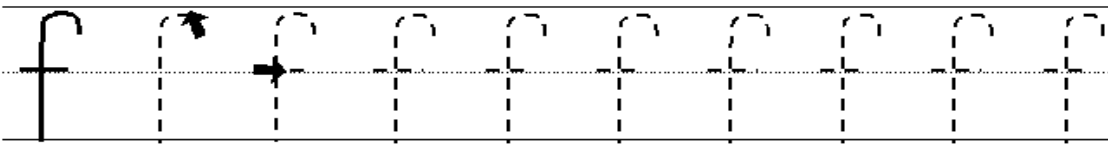
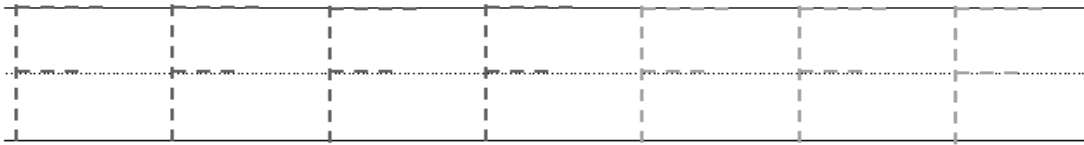
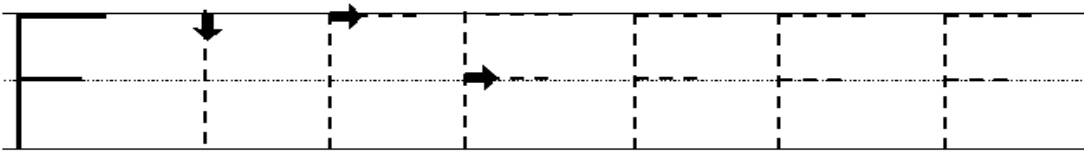


Name \_\_\_\_\_

**Practice printing the letters and then color the picture.**

Ff


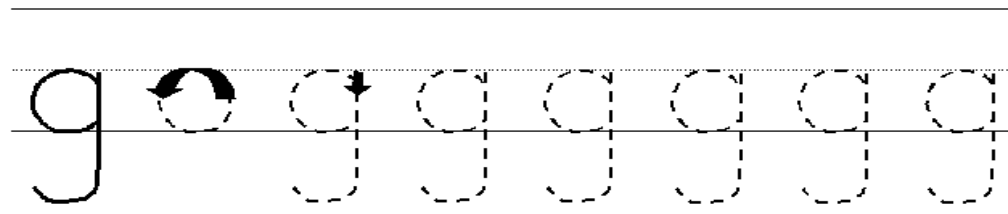
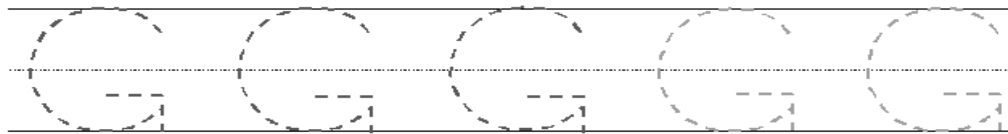
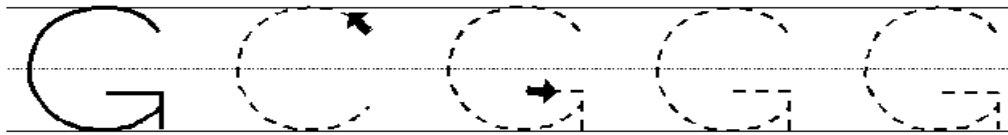

Feather



Name \_\_\_\_\_

**Practice printing the letters and then color the picture.**

Gg  
Giraffe

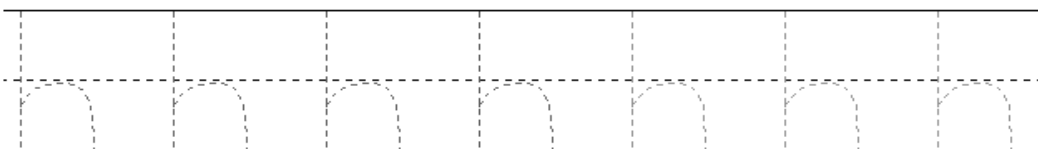
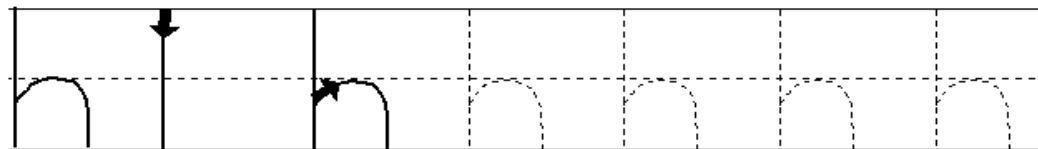
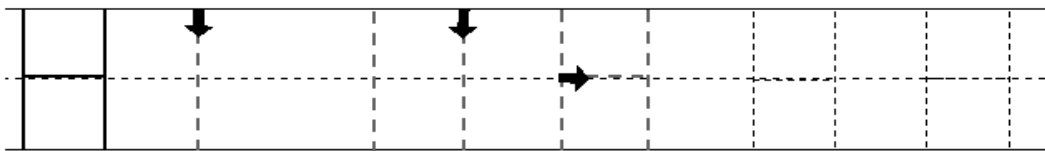



Name \_\_\_\_\_

**Practice printing the letters and then color the picture.**

Hh

Hat

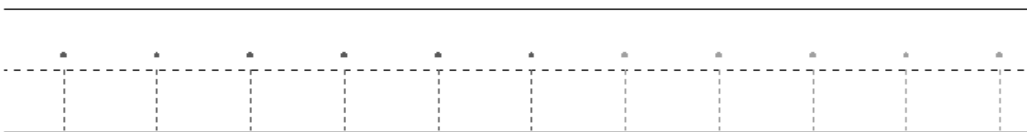
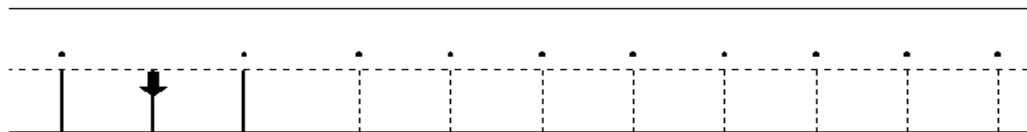
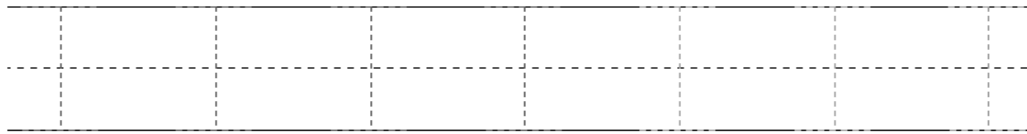
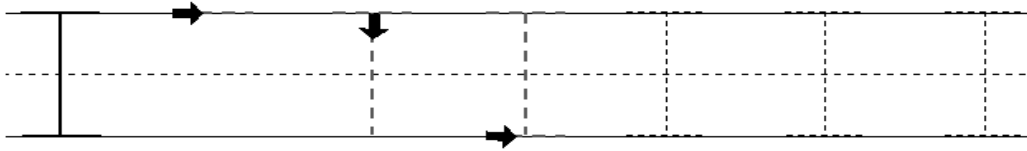


Name \_\_\_\_\_

**Practice printing the letters and then color the picture.**

li

Icicles

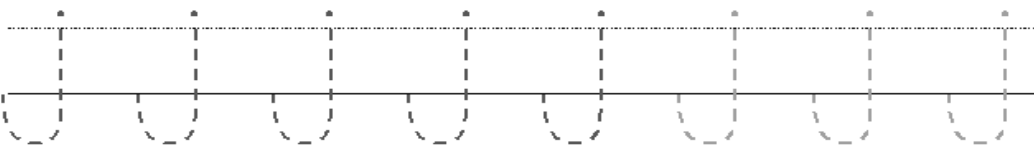
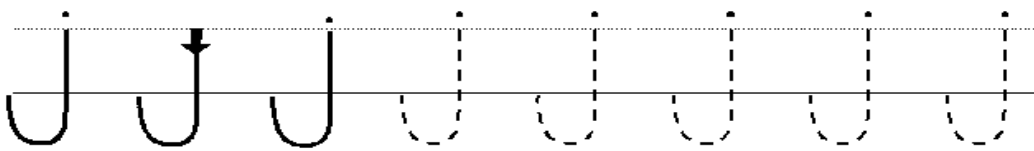

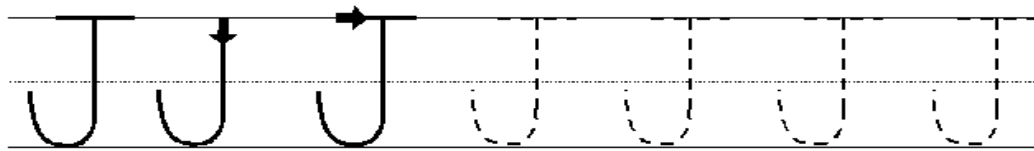



Name \_\_\_\_\_

**Practice printing the letters and then color the picture.**

Jj

Jam

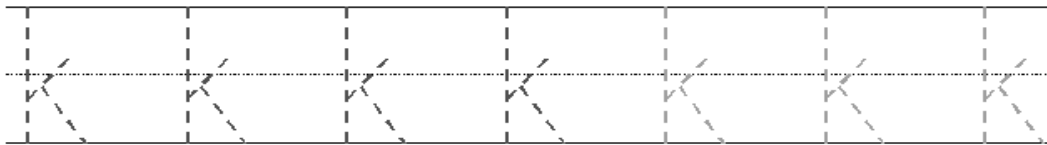
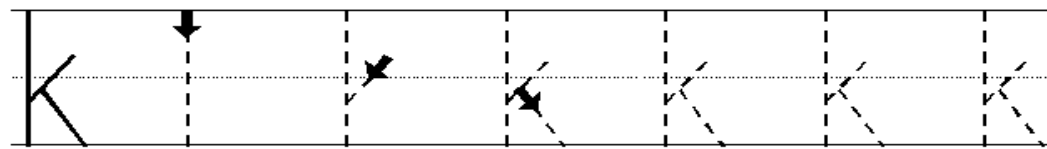
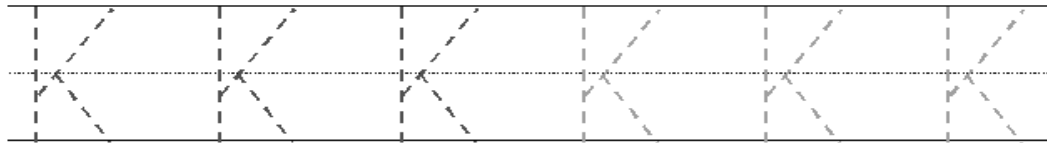
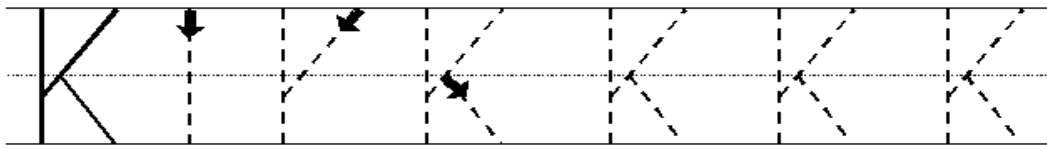


Name \_\_\_\_\_

**Practice printing the letters and then color the picture.**

Kk

Kitten

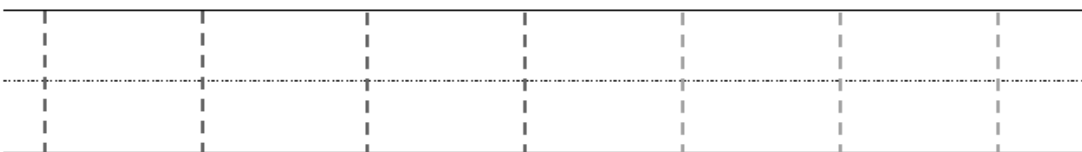
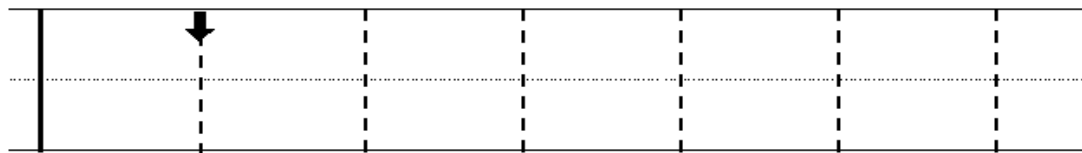
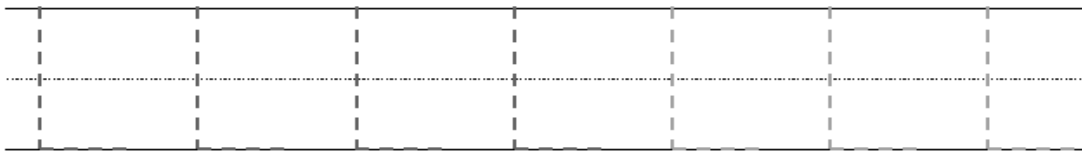
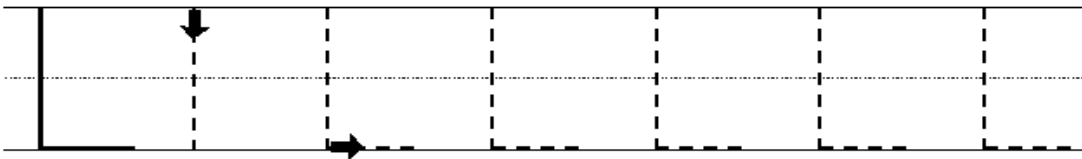



Name \_\_\_\_\_

**Practice printing the letters and then color the picture.**

L I

Leaf

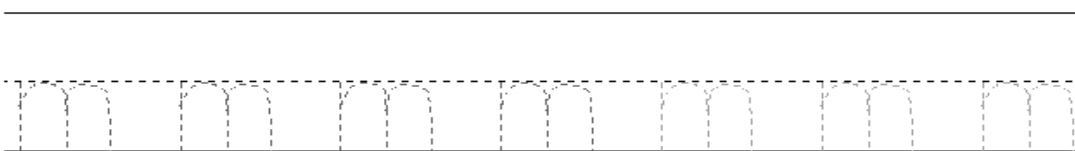
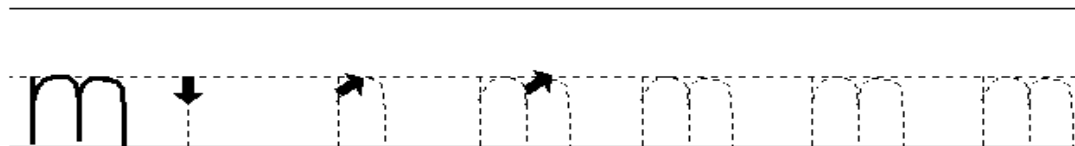
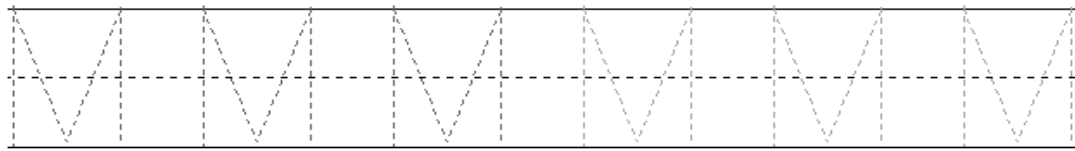
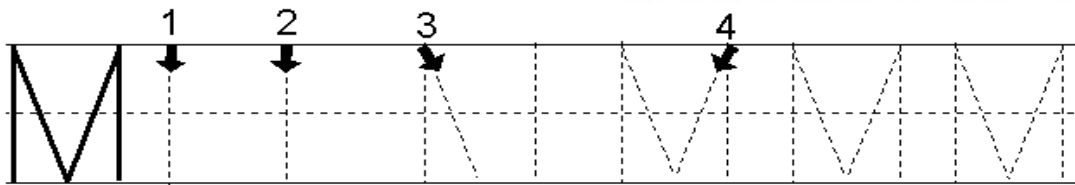


Name \_\_\_\_\_

**Practice printing the letters and then color the picture.**

Mm

Mouse

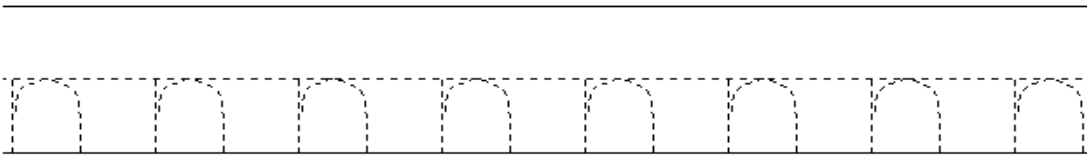
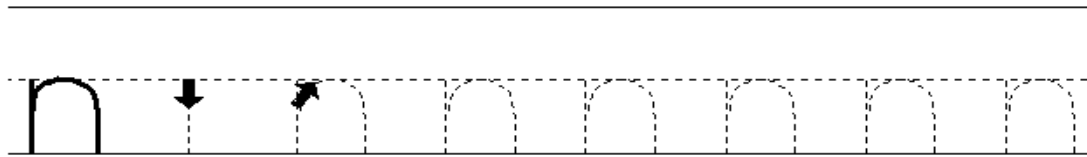
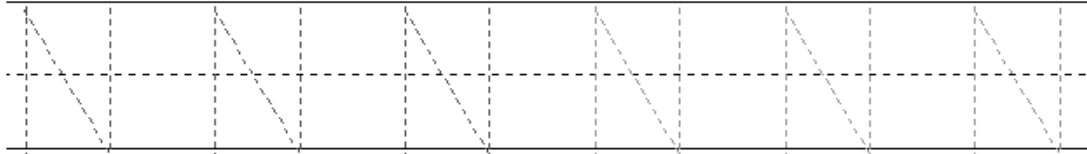
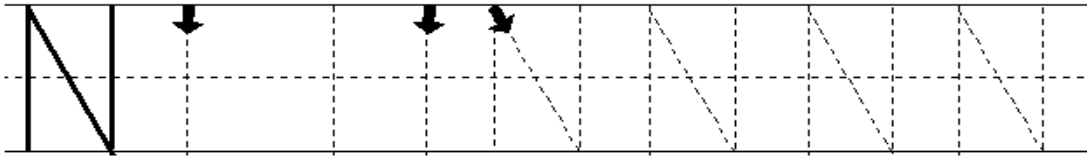


Name \_\_\_\_\_

**Practice printing the letters and then color the picture.**

Nn

Nail

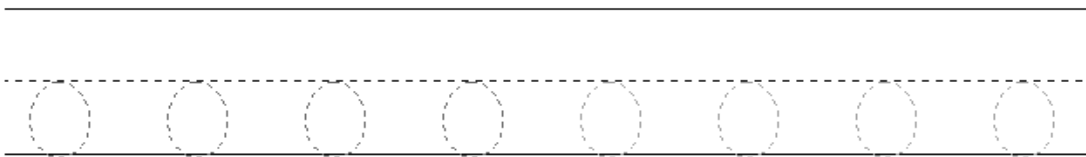
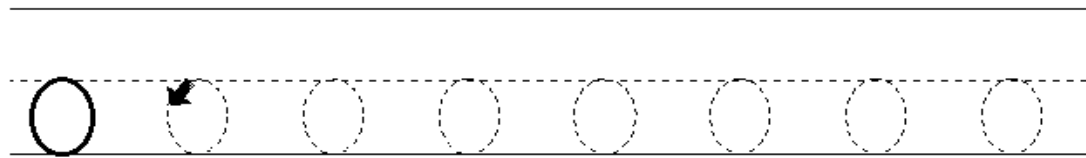
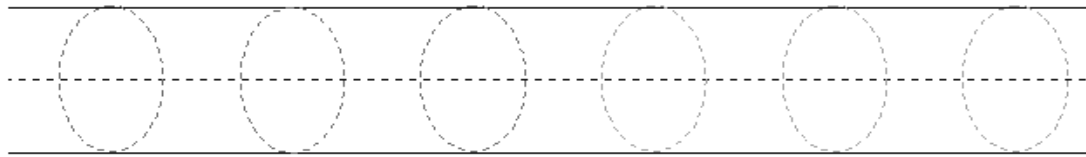
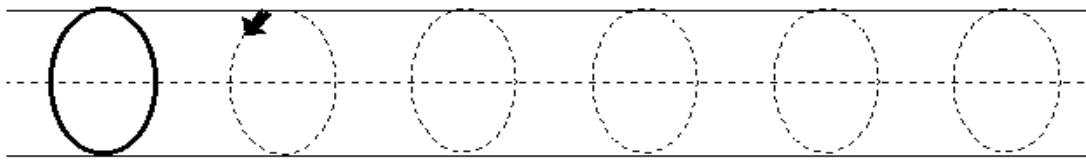



Name \_\_\_\_\_

**Practice printing the letters and then color the picture.**

Oo

Orange

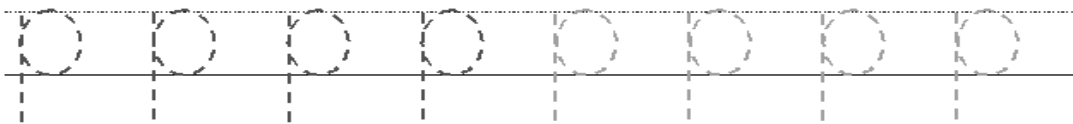
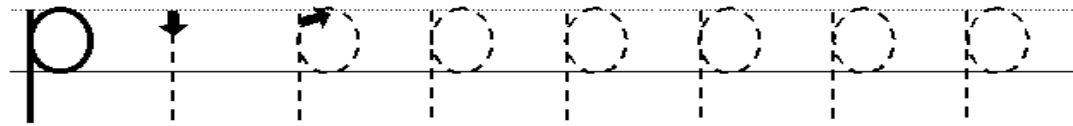
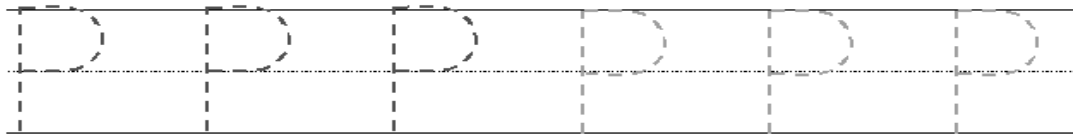
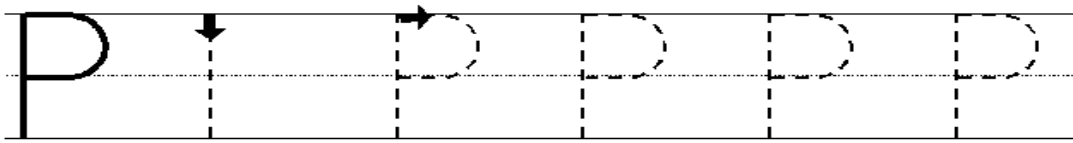
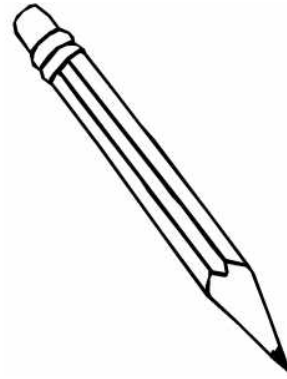


Name \_\_\_\_\_

**Practice printing the letters and then color the picture.**

Pp

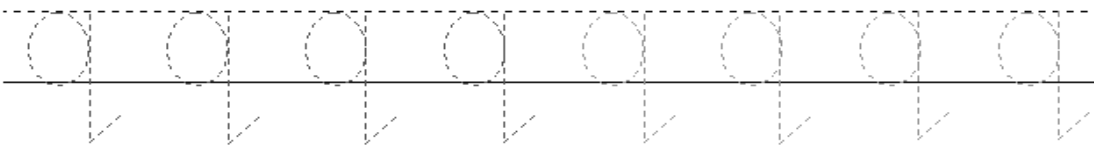
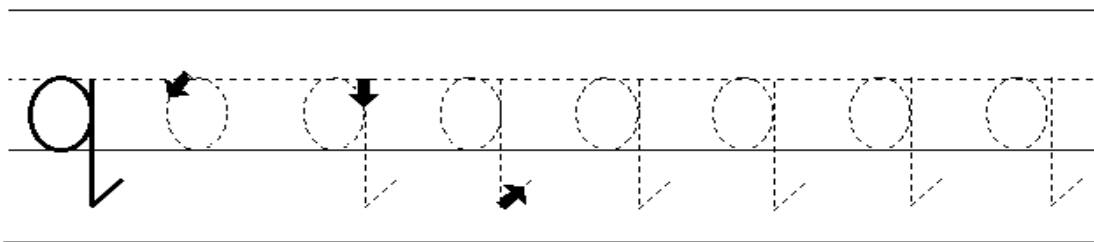
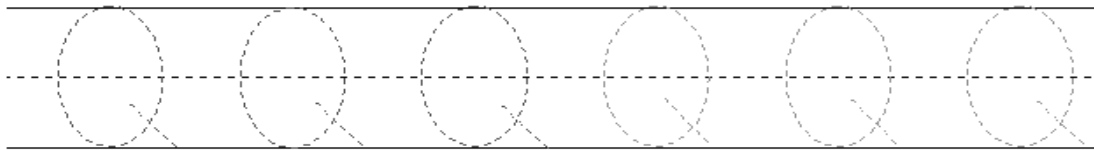
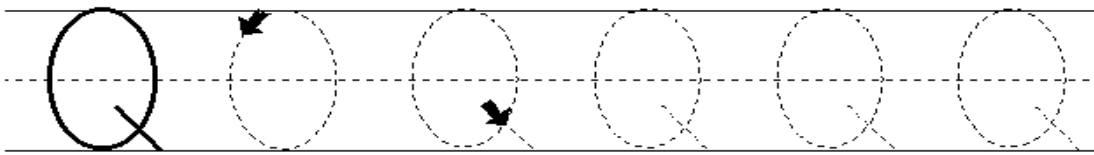

Pencil



Name \_\_\_\_\_

**Practice printing the letters and then color the picture.**

Qq  
Quail

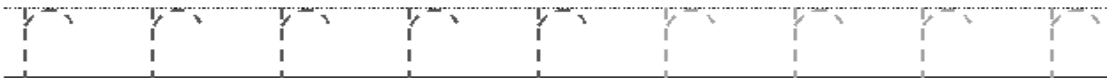
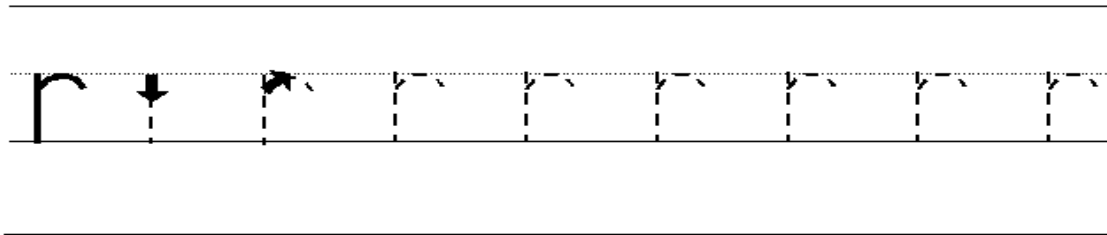
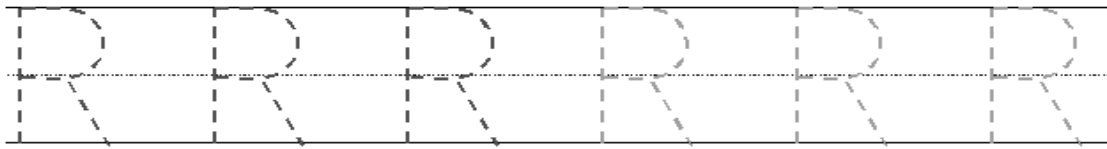
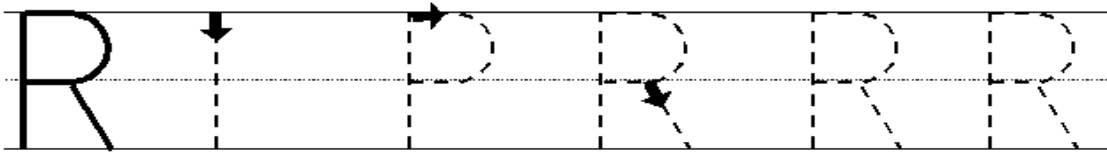



Name \_\_\_\_\_

**Practice printing the letters and then color the picture.**

Rr

Rose



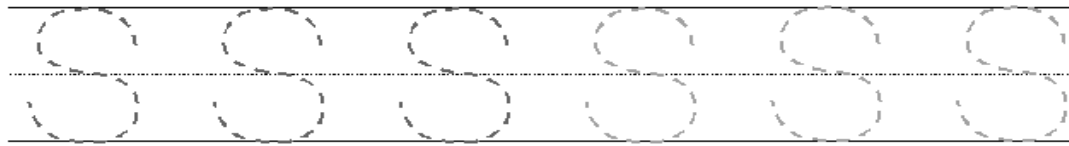
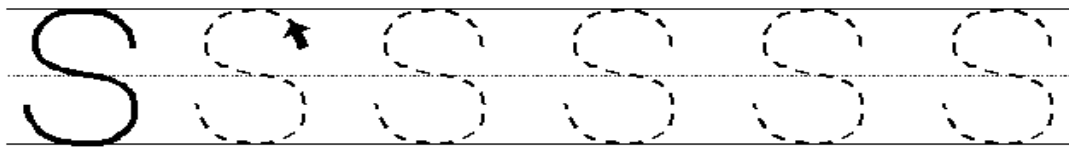



Name \_\_\_\_\_

**Practice printing the letters and then color the picture.**

Ss

Sun

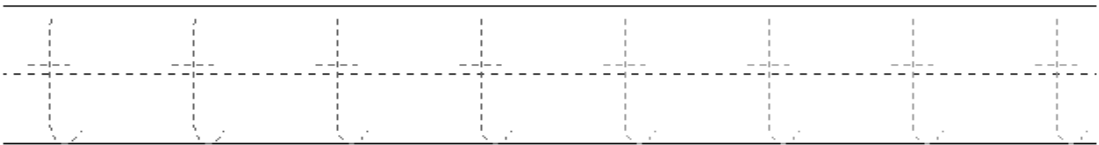
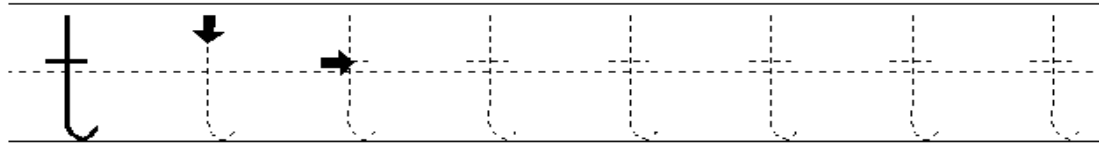
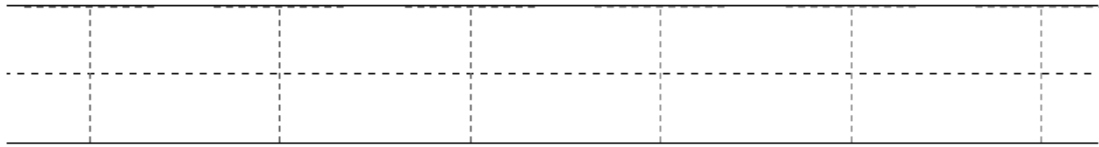
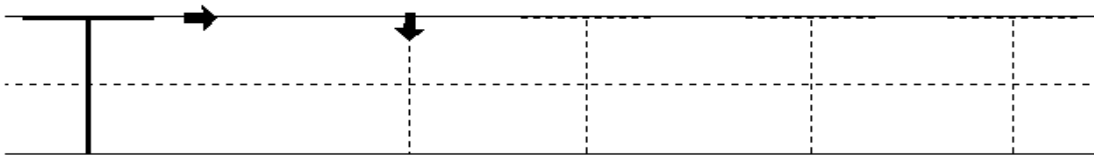



Name \_\_\_\_\_

**Practice printing the letters and then color the picture.**

Tt

Tree

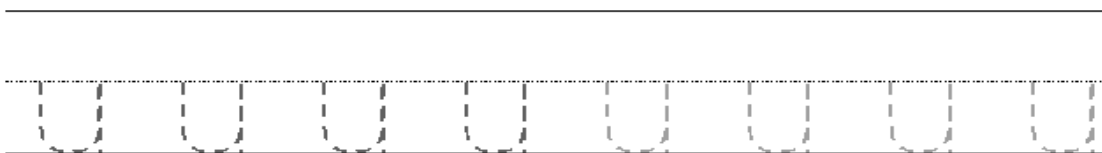
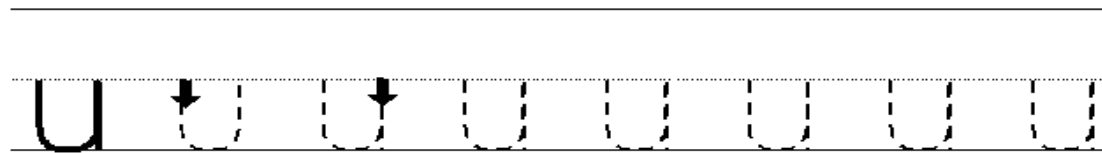
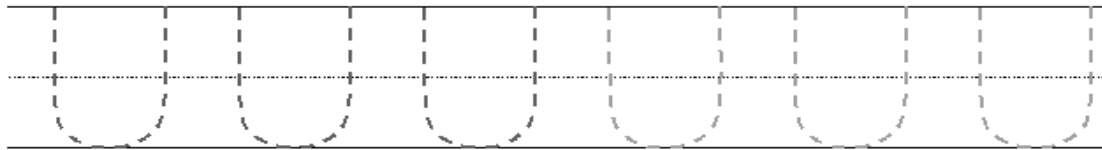
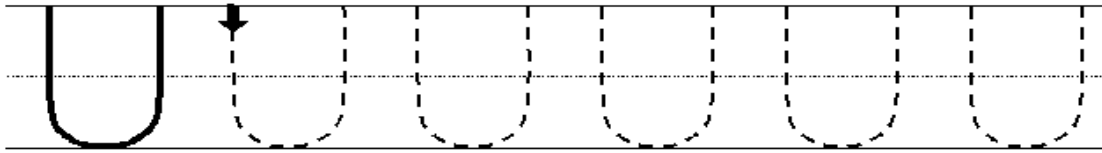
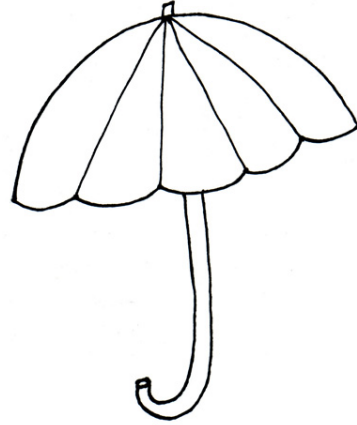


Name \_\_\_\_\_

**Practice printing the letters and then color the picture.**

Uu

Umbrella

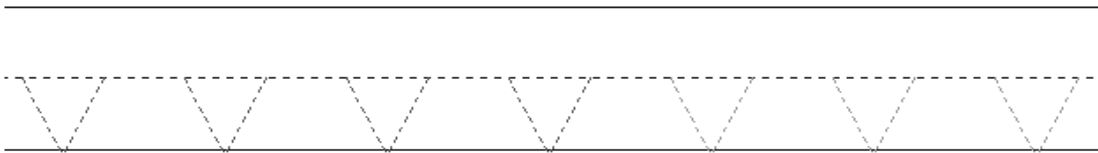
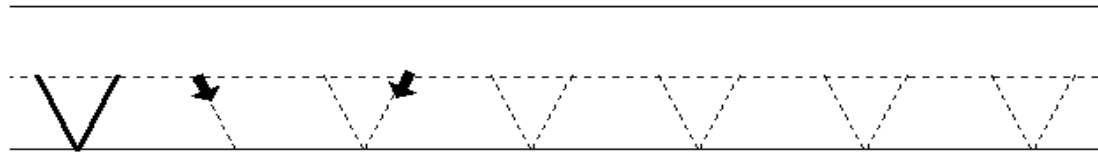
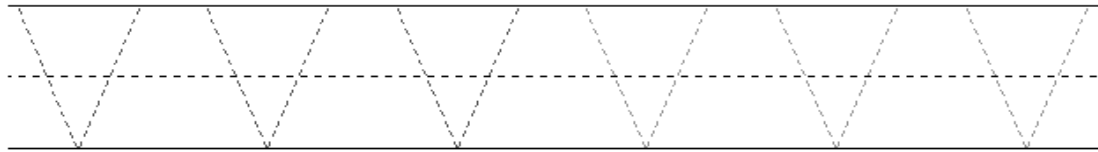
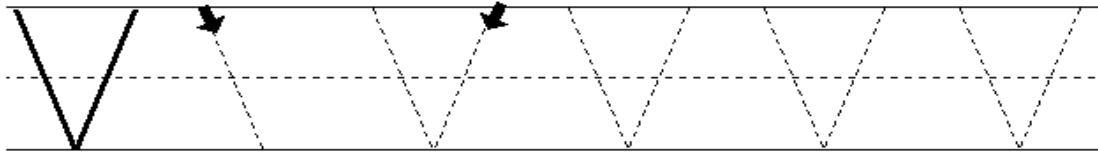


Name \_\_\_\_\_

**Practice printing the letters and then color the picture.**

Vv

Violin

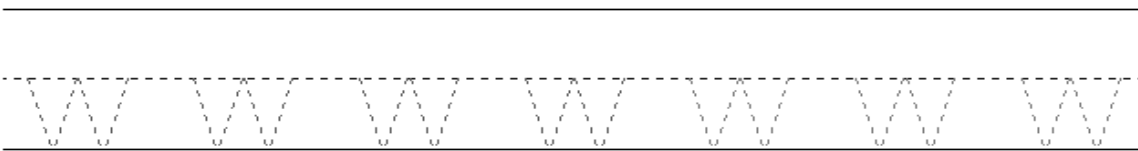
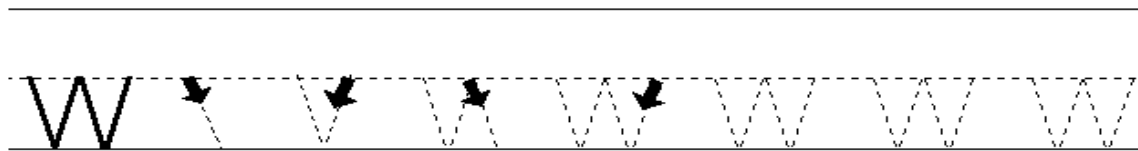
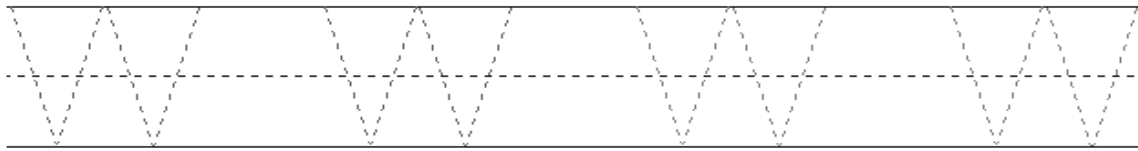
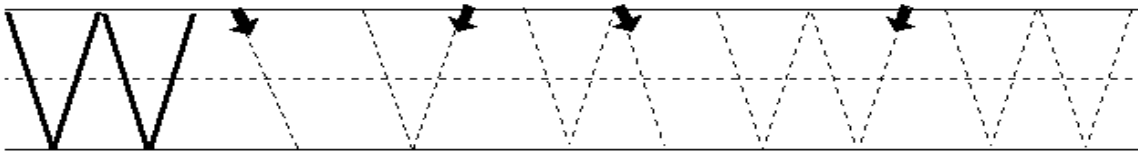



Name \_\_\_\_\_

**Practice printing the letters and then color the picture.**

Ww

Whale

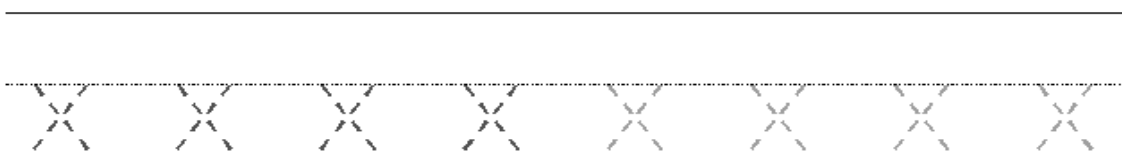
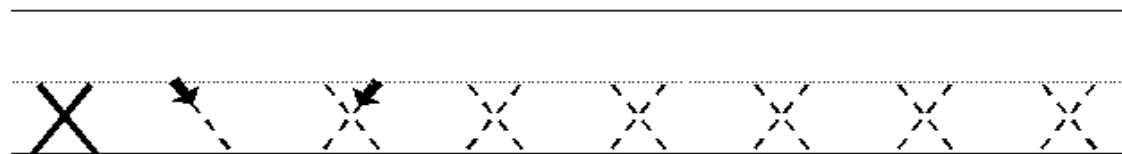
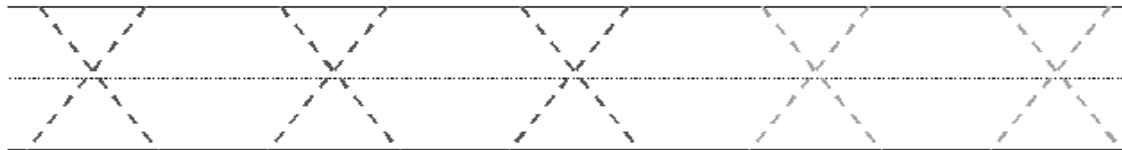
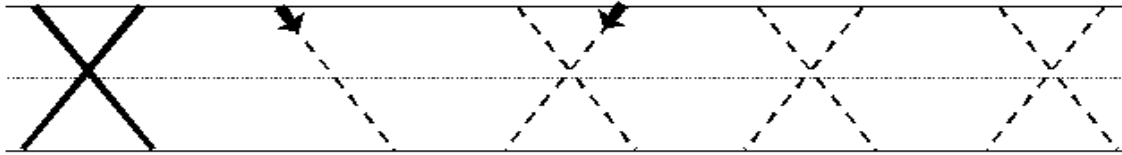
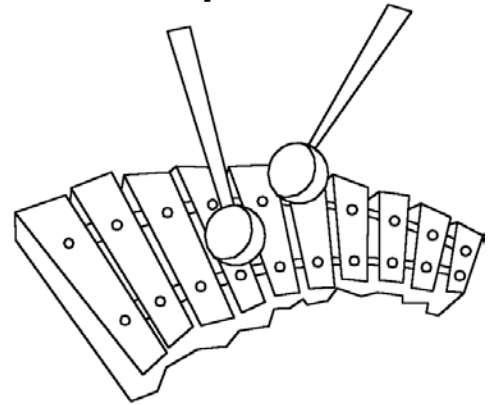


Name \_\_\_\_\_

**Practice printing the letters and then color the picture.**

Xx

Xylophone

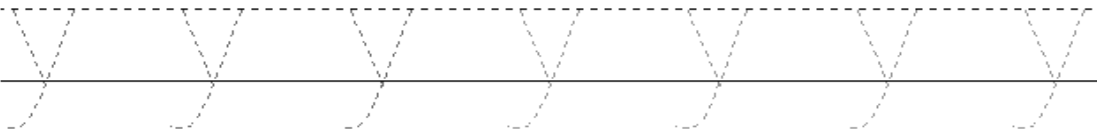
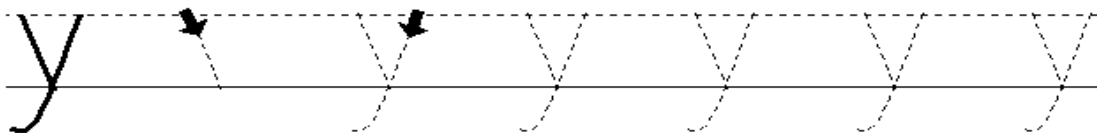
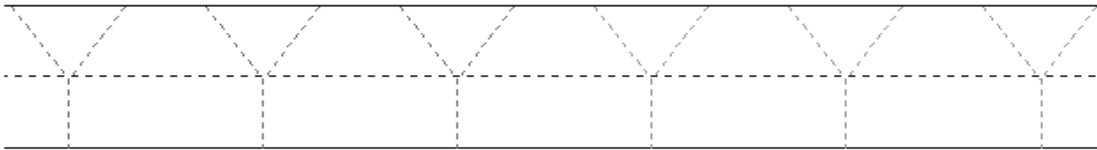
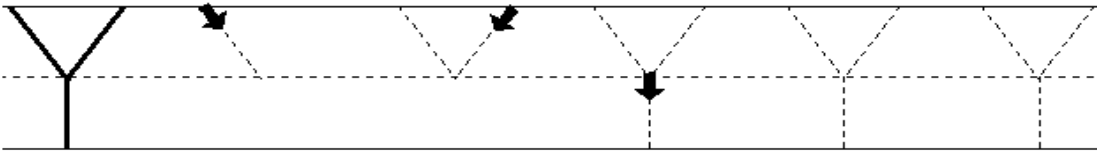



Name \_\_\_\_\_

**Practice printing the letters and then color the picture.**

Yy

Yo-yo


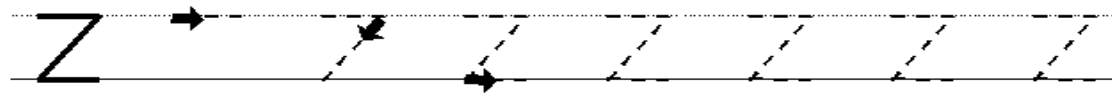
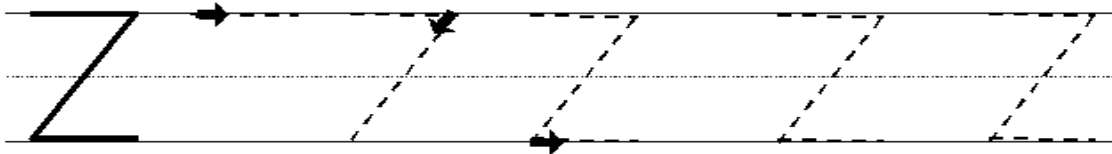



Name \_\_\_\_\_

**Practice printing the letters and then color the picture.**

Zz

Zebra



Name\_\_\_\_\_

**Draw a line to match the upper case letters to the  
lower case letters.**

A

n

D

u

H

a

J

d

N

j

R

w

U

h

W

r

Name\_\_\_\_\_

**Draw a line to match the lower case letters to the  
upper case letters.**

S

Z

k

O

C

f

n

p

K

F

P

Z

N

S

C

O

Name\_\_\_\_\_

**Circle the picture that starts with A.**



**Circle the picture that starts with B.**



Name \_\_\_\_\_

**Circle the picture that starts with C.**



**Circle the picture that starts with D.**



Name \_\_\_\_\_

**Circle the picture that starts with E.**



**Circle the picture that starts with F.**



Name\_\_\_\_\_

**Circle the picture that starts with G.**



**Circle the picture that starts with H.**



Name\_\_\_\_\_

**Circle the picture that starts with I.**




**Circle the picture that starts with J.**



Name\_\_\_\_\_

**Circle the picture that starts with K.**



**Circle the picture that starts with L.**



Name\_\_\_\_\_

**Circle the picture that starts with M.**



**Circle the picture that starts with N.**



Name\_\_\_\_\_

**Circle the picture that starts with O.**



**Circle the picture that starts with P.**



Name\_\_\_\_\_

**Circle the picture that starts with Q.**




**Circle the picture that starts with R.**



Name \_\_\_\_\_

**Circle the picture that starts with S.**



**Circle the picture that starts with T.**



Name\_\_\_\_\_

**Circle the picture that starts with U.**



**Circle the picture that starts with V.**



Name\_\_\_\_\_

**Circle the picture that starts with W.**



**Circle the picture that starts with X.**



Name\_\_\_\_\_

**Circle the picture that starts with Y.**



**Circle the picture that starts with Z.**



Name\_\_\_\_\_

**Draw a line to match the face part to the word.**



Eye



Ear



Nose



Mouth

Name\_\_\_\_\_

**Practice tracing the numbers.**

1

2

3

4

5

6

7

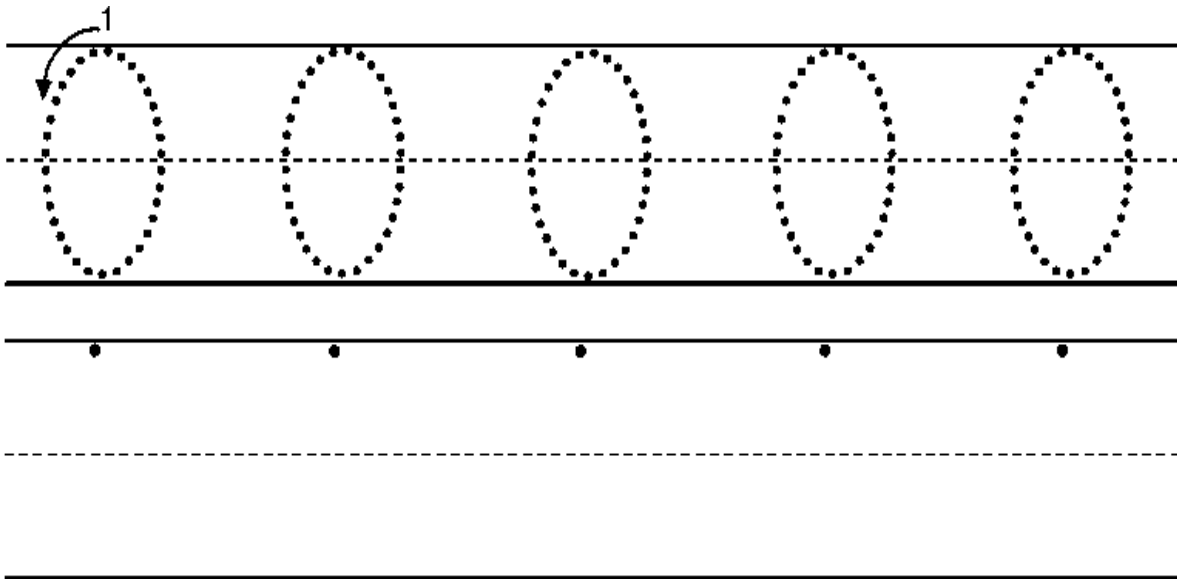
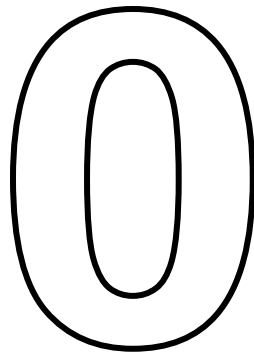
8

9

10

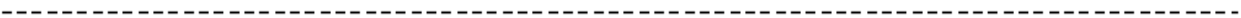
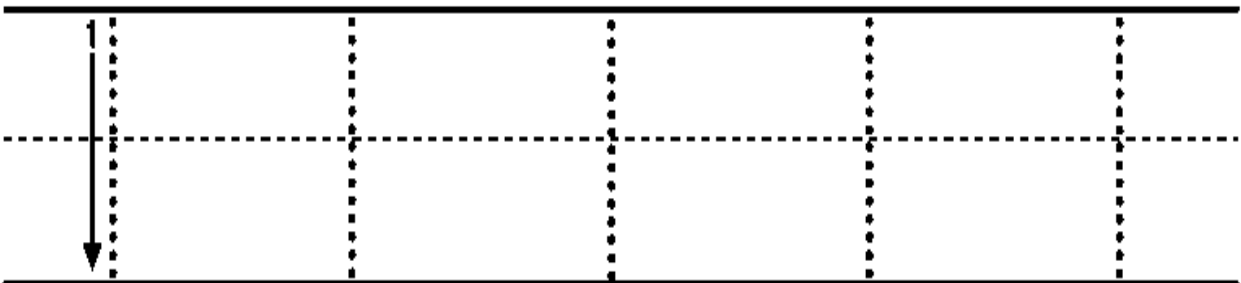

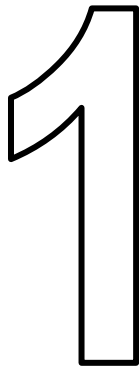
Name \_\_\_\_\_

**Practice printing the number zero.**



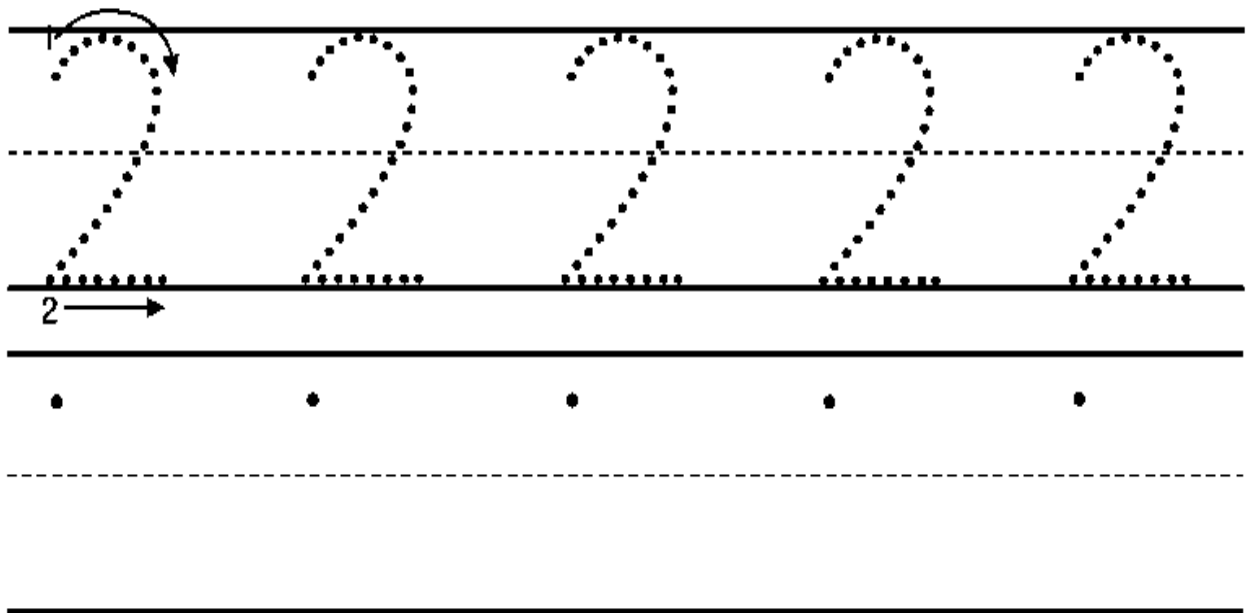
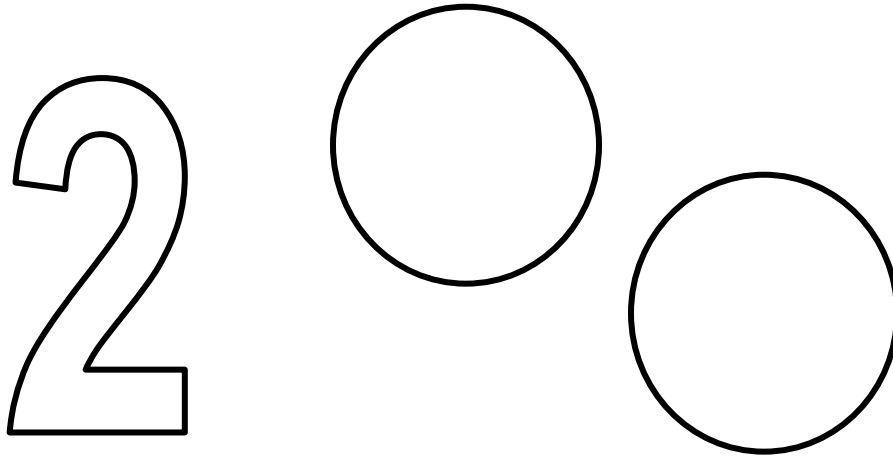
Name\_\_\_\_\_

**Practice printing the number and then color one circle.**



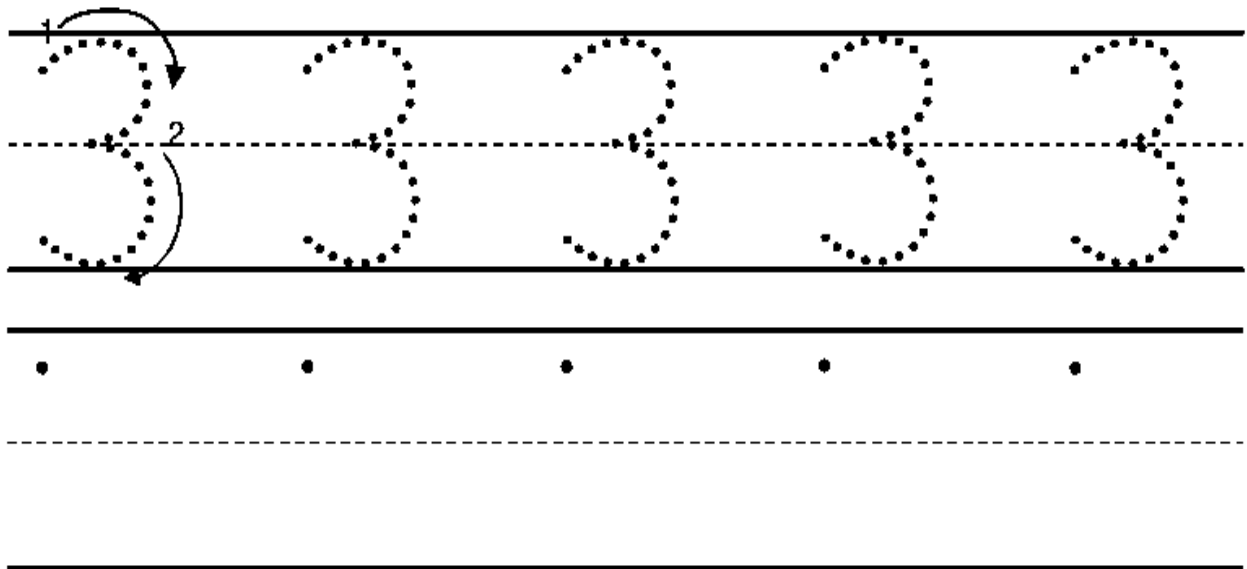
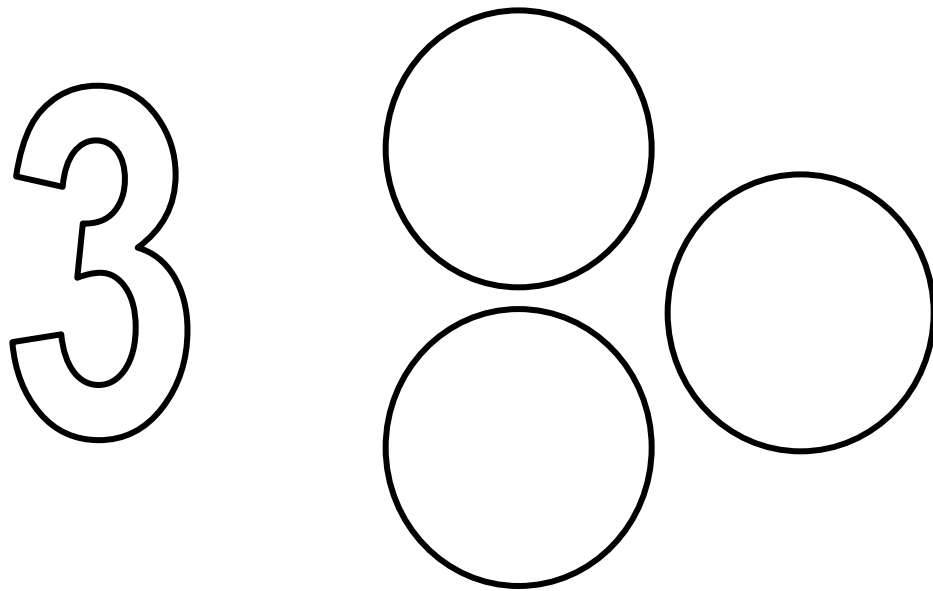
Name \_\_\_\_\_

**Practice printing the number and then color two circles.**



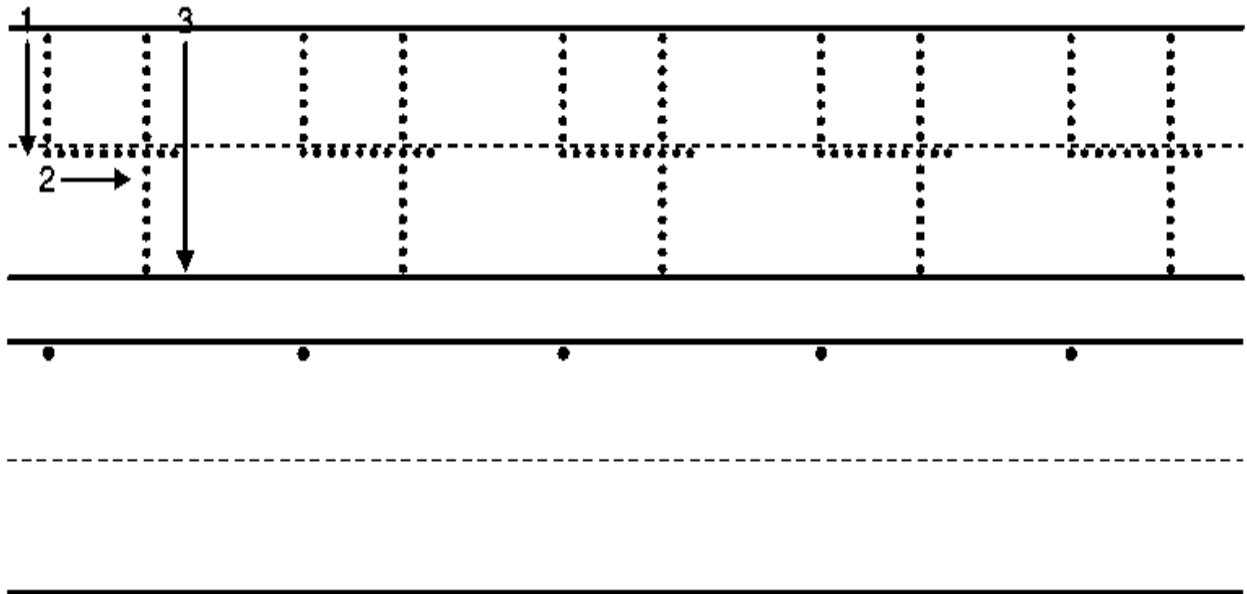
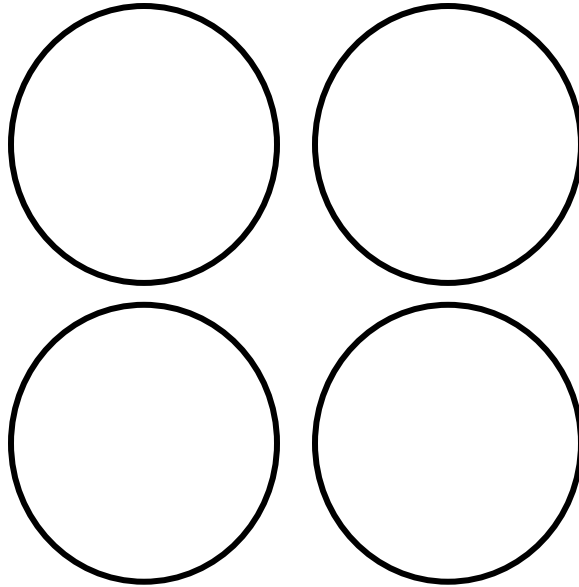

Name \_\_\_\_\_

**Practice printing the number and then color three circles.**



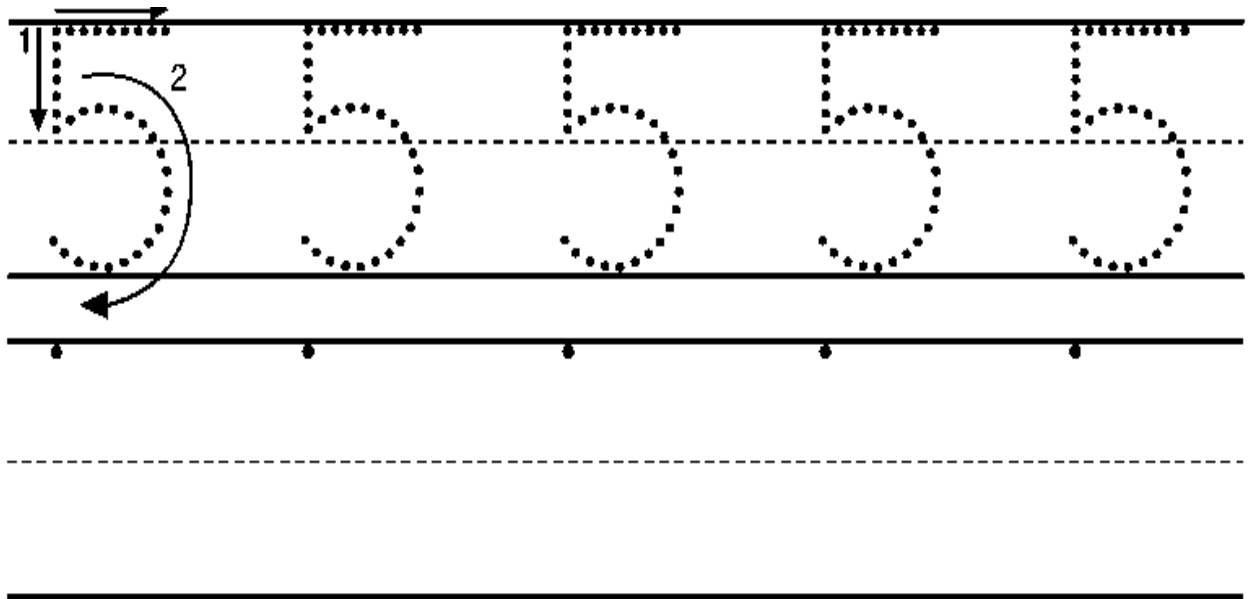
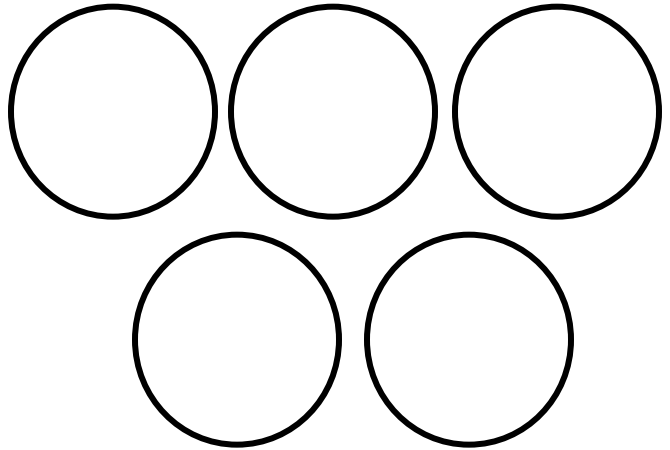
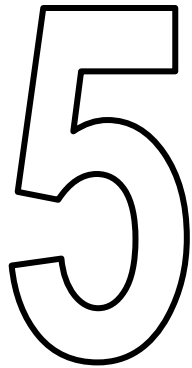
Name \_\_\_\_\_

**Practice printing the number and then color four circles.**



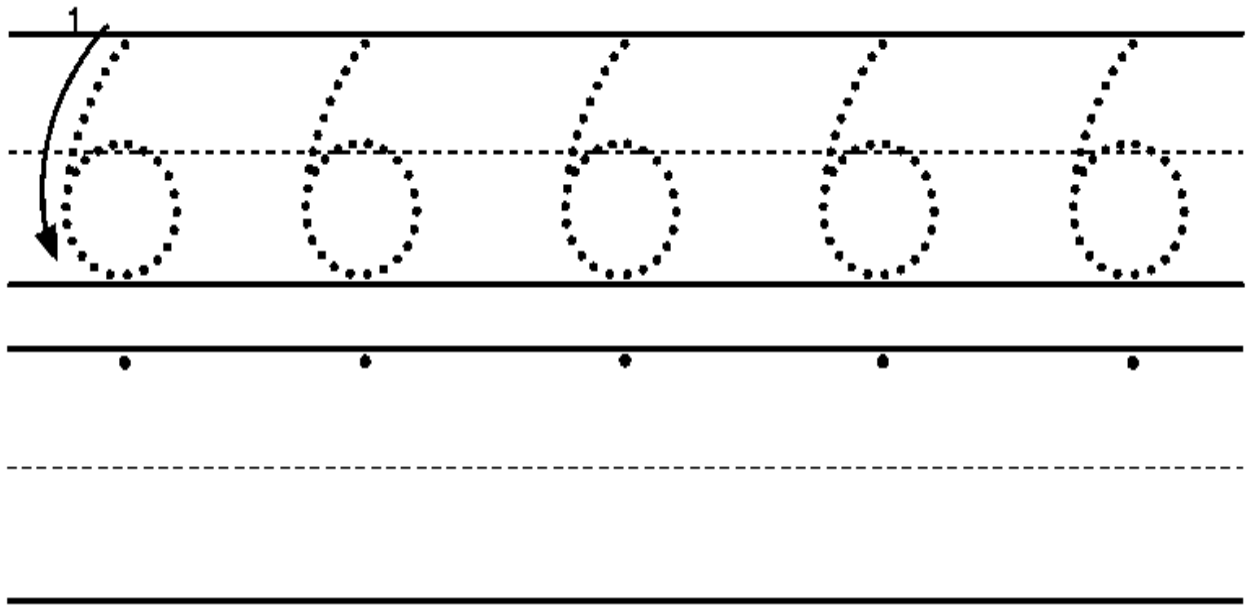
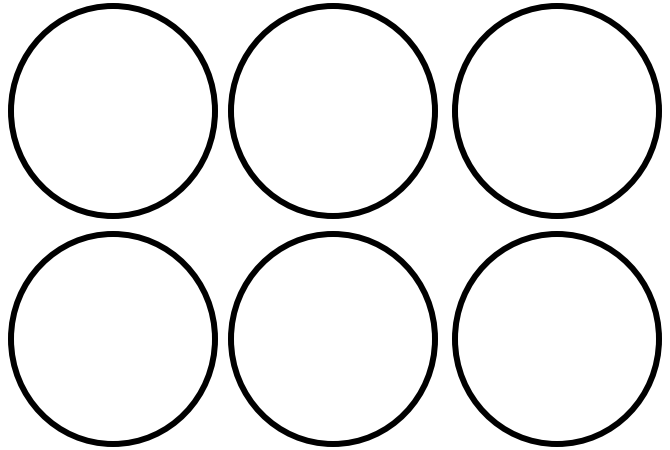
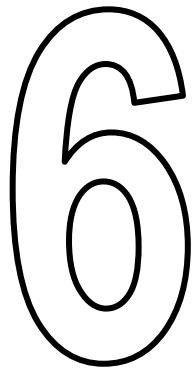
Name \_\_\_\_\_

**Practice printing the number and then color five circles.**



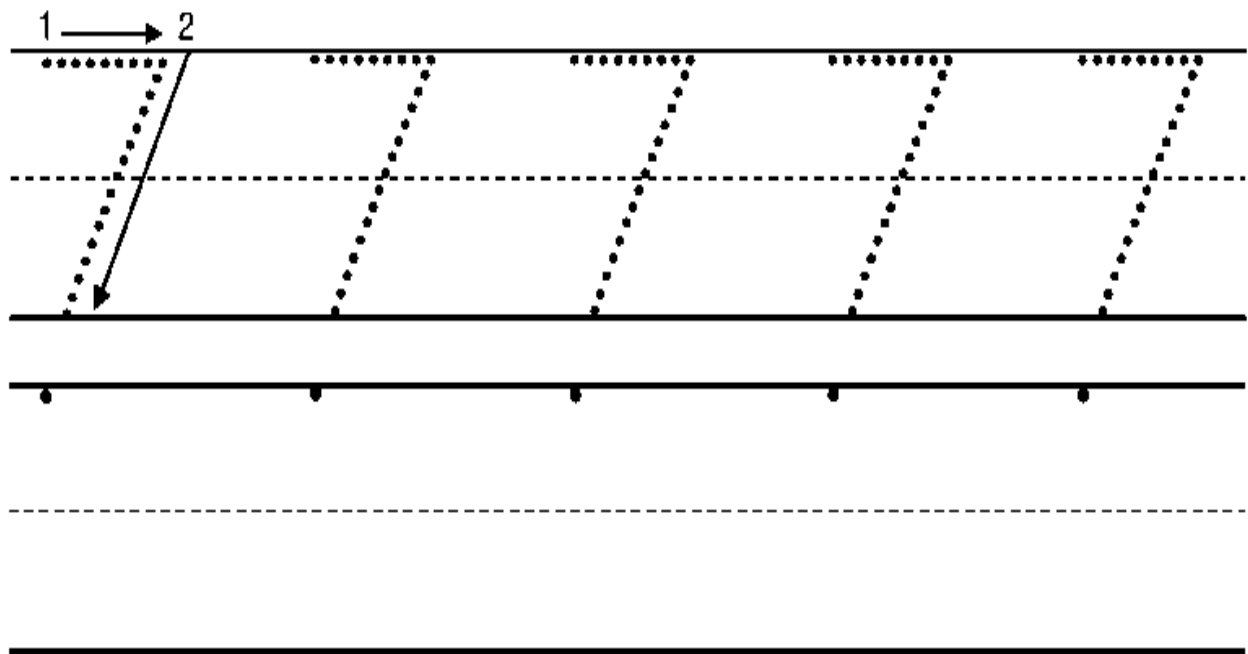
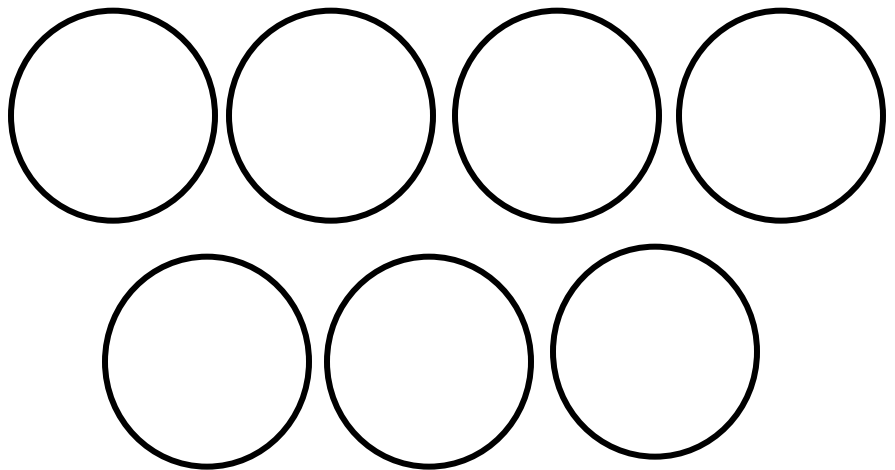

Name \_\_\_\_\_

**Practice printing the number and then color six circles.**



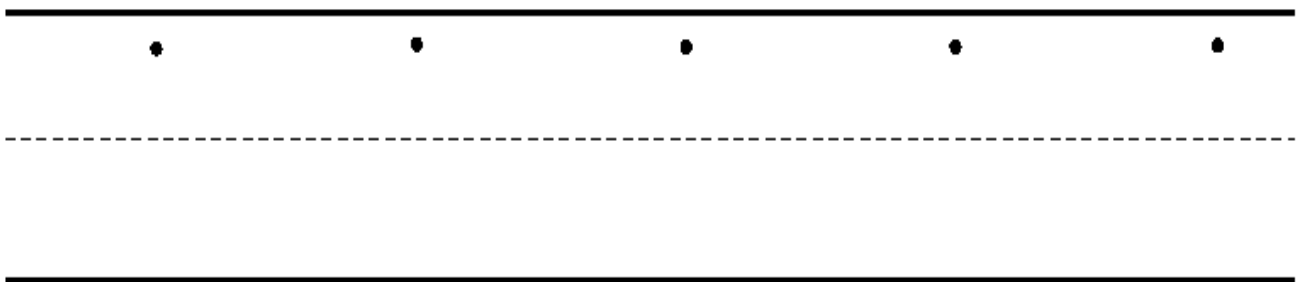
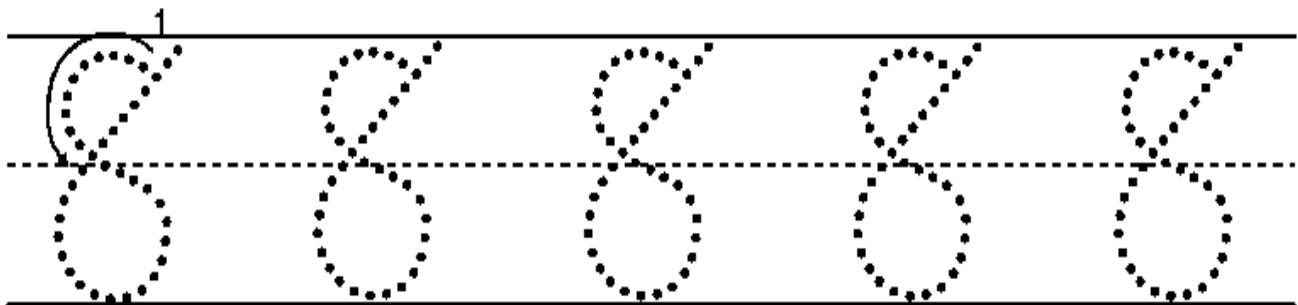
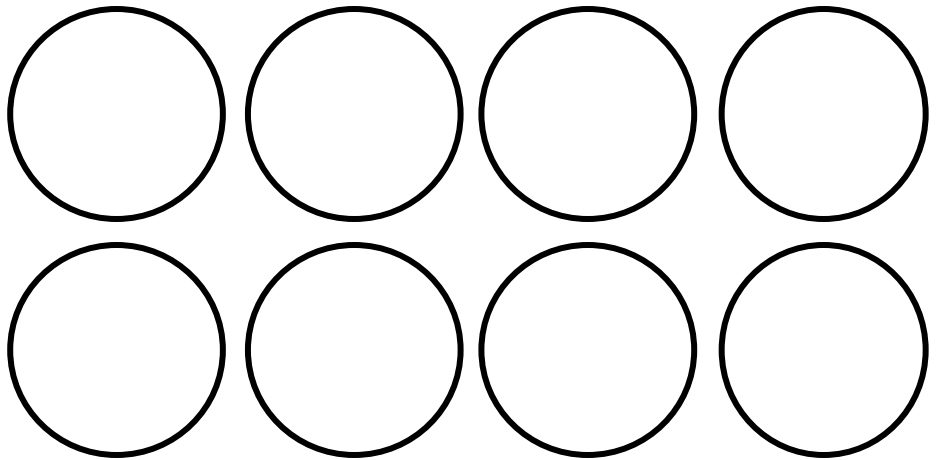

Name \_\_\_\_\_

**Practice printing the number and then color seven circles.**



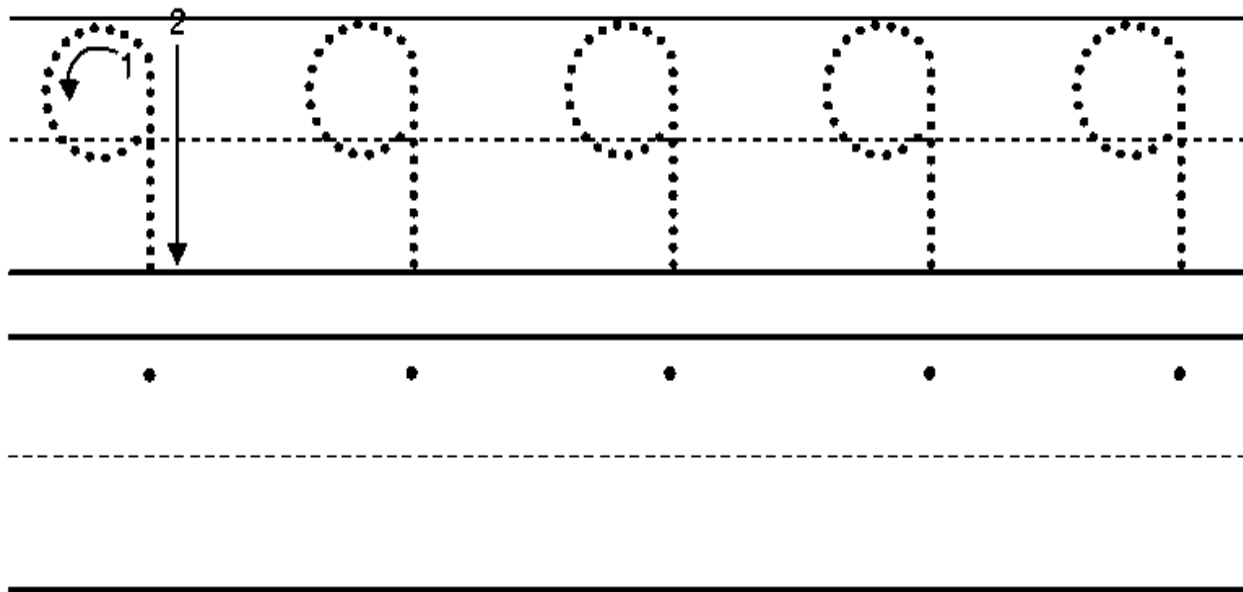
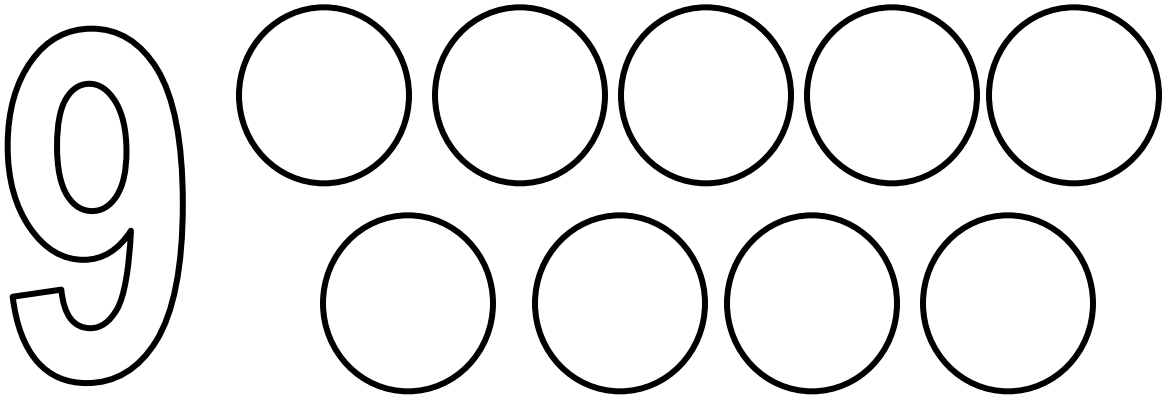
Name \_\_\_\_\_

**Practice printing the number and then color eight circles.**



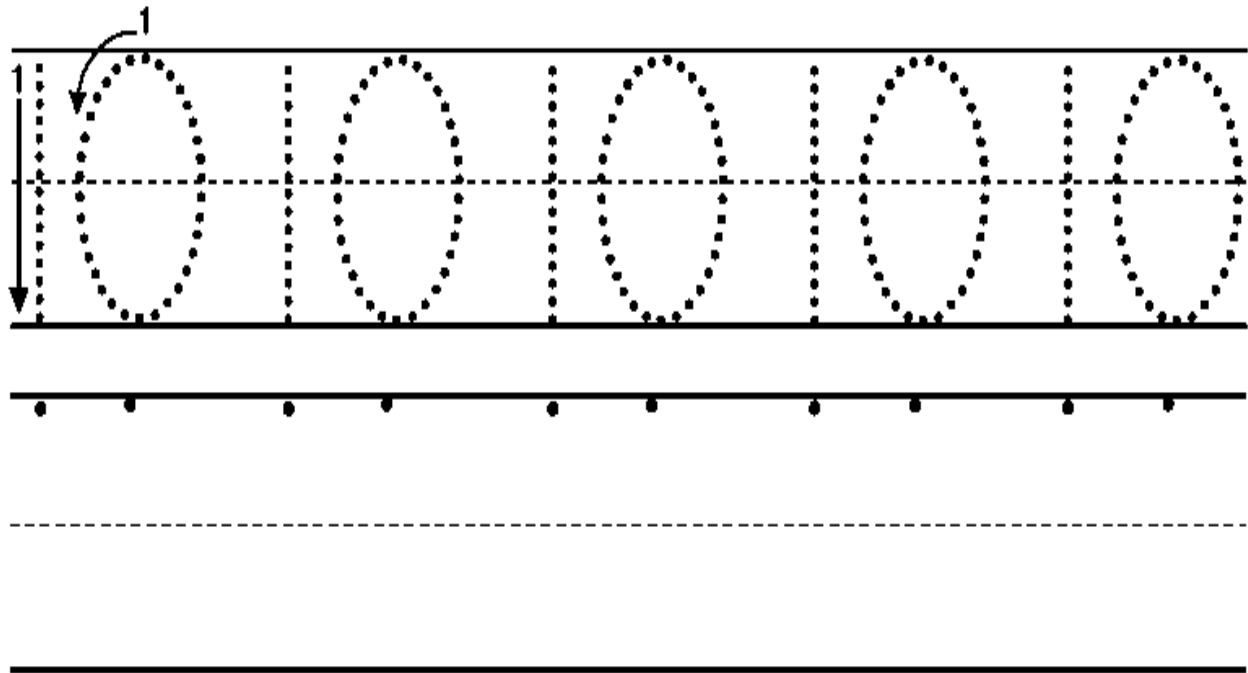
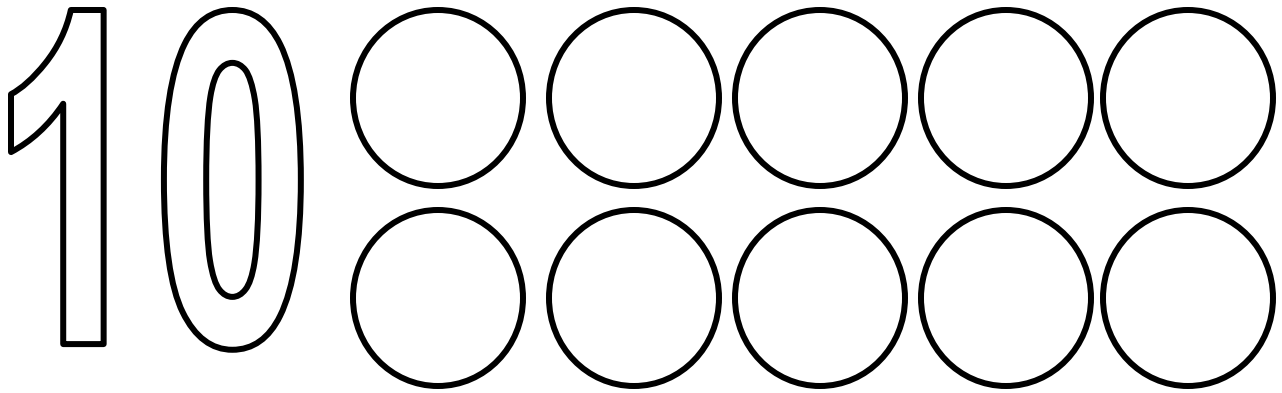
Name \_\_\_\_\_

**Practice printing the number and then color nine circles.**



Name \_\_\_\_\_

**Practice printing the number and then color ten circles.**



Name\_\_\_\_\_

**Draw a line to match the number to the word.**

0

nine

1

three

2

zero

3

six

4

one

5

four

6

eight

7

ten

8

two

9



five


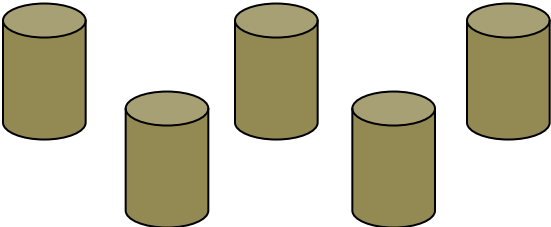
10

seven

Name\_\_\_\_\_



**Count the pictures and circle the correct number.**



	
7   3   2	9   4   6

	
1   3   5	8   5   6

Name \_\_\_\_\_

**Count the pictures and circle the correct number.**

	
one five ten	two six five

	
five four one	six ten nine

Name \_\_\_\_\_

**Circle the even numbers. Even numbers are 2, 4, 6, 8, and 10.**

3 1 six 4  
5 two  
ten 8 7  
6 2 four  
10 eight 9

Name \_\_\_\_\_

**Circle the odd numbers. Odd numbers are 1, 3, 5, 7, and 9.**



Name \_\_\_\_\_

**Write the next even number.**

2, 4, 6, \_\_\_\_\_

4, 6, 8, \_\_\_\_\_

2, 4, \_\_\_\_\_, 8

4, 6, \_\_\_\_\_, 10

Name \_\_\_\_\_

**Write the next odd number.**

1, 3, 5, \_\_\_\_\_

3, 5, 7, \_\_\_\_\_

1, 3, \_\_\_\_\_, 7

3, 5, \_\_\_\_\_, 9

Name\_\_\_\_\_

**Finish the number patterns.**




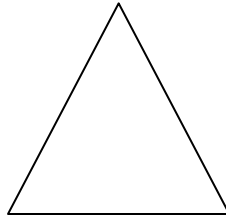

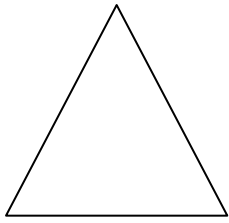
1, 2, 3, 1, 2, 3, 1, 2, \_\_\_\_\_

4, 5, 6, 4, 5, 6, 4, 5, \_\_\_\_\_

7, 8, 9, 10, 7, 8, 9, \_\_\_\_\_


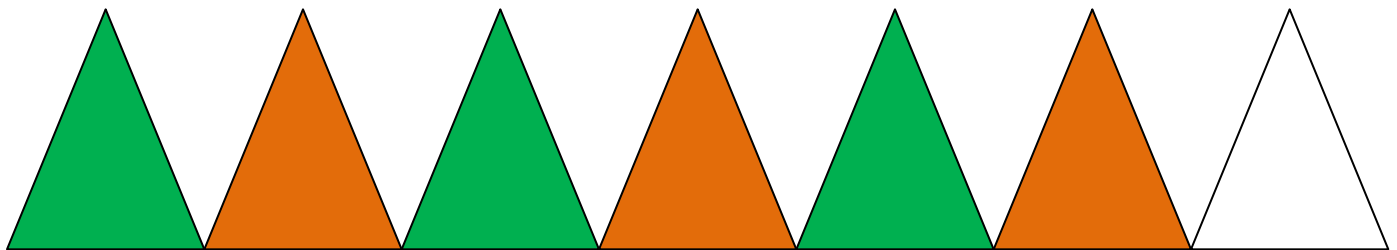

Name\_\_\_\_\_

**Finish the shape patterns.**




Name \_\_\_\_\_

**Finish the color patterns.**




Name\_\_\_\_\_

**Draw a line to match the shape to the word.**




rectangle




star



square






circle






triangle

Name \_\_\_\_\_



**Addition – count the pictures and circle the correct answer.**



	+		=		<div>2</div> <div>5</div>
---	---	---	---	---	---------------------------

	+		=		<div>4</div> <div>3</div>
---	---	---	---	---	---------------------------

Name \_\_\_\_\_

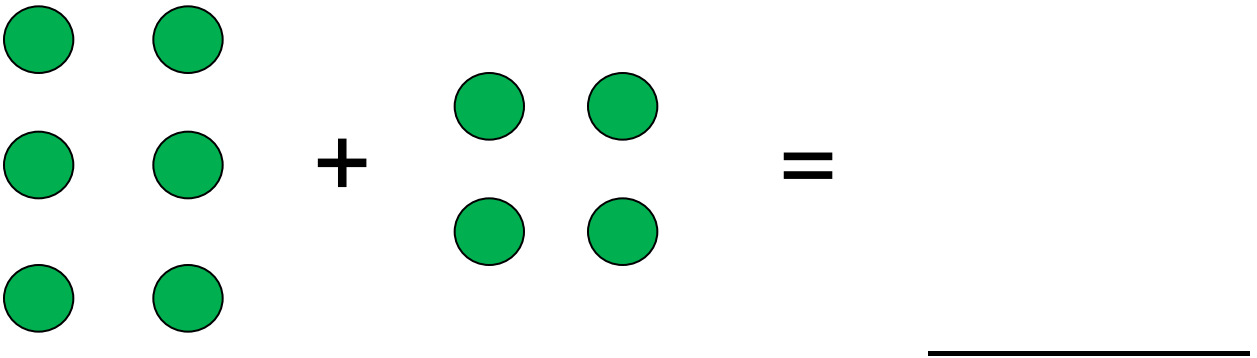
**Addition – count the pictures and circle the correct answer.**

	+		=	8 6
---	---	---	---	--------

	+		=	4 7
---	---	---	---	--------

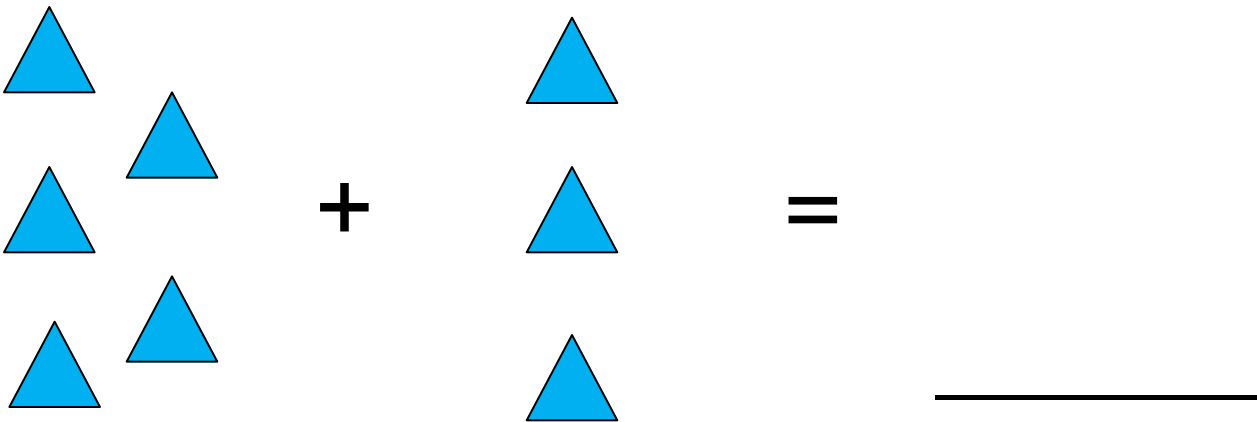
Name\_\_\_\_\_

**Addition – count the pictures and print the correct answer.**



A visual addition problem. On the left, there are 6 green circles arranged in two columns of three. In the middle is a plus sign (+). To the right of the plus sign are 4 green circles arranged in two columns of two. To the right of the circles is an equals sign (=). Further to the right is a blank line for the answer.

$$6 + 4 = \underline{\hspace{2cm}}$$




A visual addition problem. On the left, there are 5 blue triangles arranged in two columns: the left column has 3 triangles and the right column has 2 triangles. In the middle is a plus sign (+). To the right of the plus sign are 3 blue triangles arranged in a single column. To the right of the triangles is an equals sign (=). Further to the right is a blank line for the answer.

$$5 + 3 = \underline{\hspace{2cm}}$$

Name \_\_\_\_\_

**Connect the letters and then color the picture.**



Name \_\_\_\_\_

**Connect the numbers and then color the picture.**



Name\_\_\_\_\_

**Use the list to find the words in the puzzle. Circle the words after you find them.**

<b>a</b>	<b>f</b>	<b>e</b>	<b>h</b>
<b>m</b>	<b>l</b>	<b>g</b>	<b>i</b>
<b>d</b>	<b>o</b>	<b>g</b>	<b>h</b>
<b>w</b>	<b>x</b>	<b>b</b>	<b>a</b>
<b>s</b>	<b>u</b>	<b>n</b>	<b>t</b>

**dog**

**hat**

**egg**

**sun**

Name\_\_\_\_\_

**Use the list to find the words in the puzzle. Circle the words after you find them.**

<b>a</b>	<b>t</b>	<b>w</b>	<b>o</b>
<b>h</b>	<b>e</b>	<b>y</b>	<b>c</b>
<b>o</b>	<b>n</b>	<b>e</b>	<b>s</b>
<b>b</b>	<b>x</b>	<b>f</b>	<b>i</b>
<b>c</b>	<b>t</b>	<b>z</b>	<b>x</b>

**one**

**two**

**ten**

**six**

Name\_\_\_\_\_

**Fill in the missing letters by using the clues.**

<b>1.</b>	<b>d</b>		<b>g</b>
<b>2.</b>		<b>g</b>	<b>g</b>
<b>3.</b>	<b>t</b>	<b>w</b>	
<b>4.</b>	<b>s</b>		<b>x</b>

**1. This animal barks**


**2. You can crack this**

**3. This number comes after one**

**4. This number comes after five**

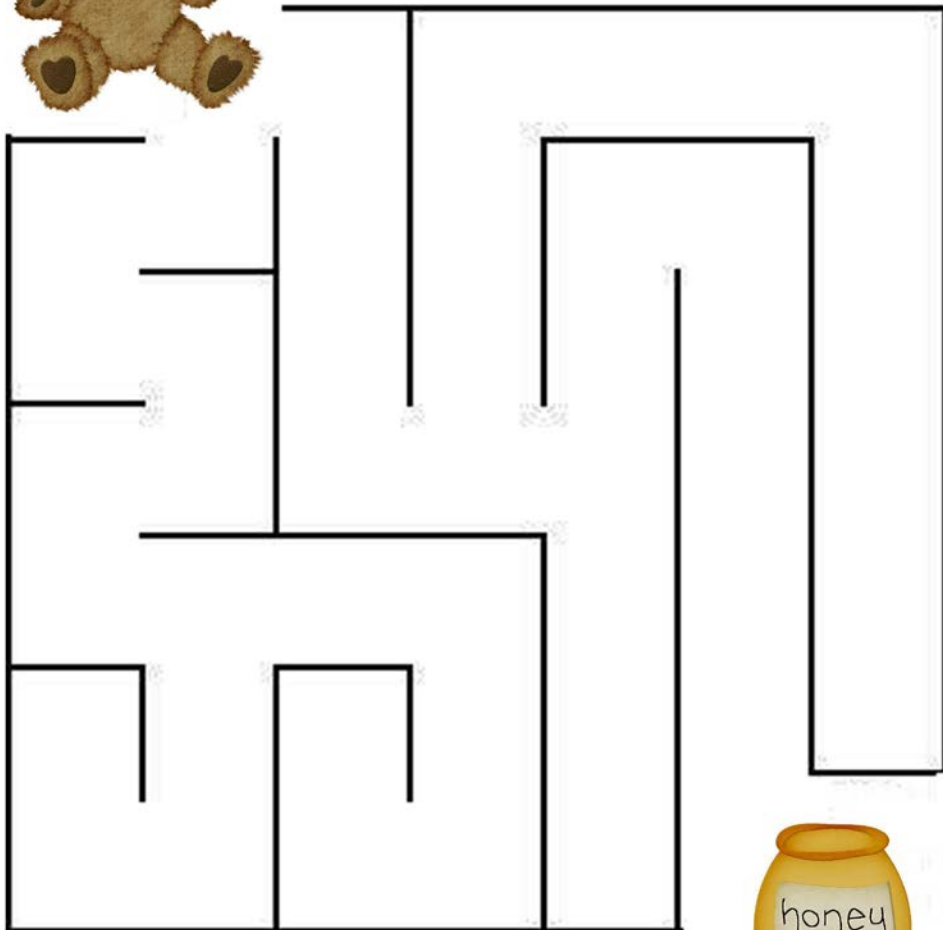
Name\_\_\_\_\_

**Help the dog find its doghouse.**



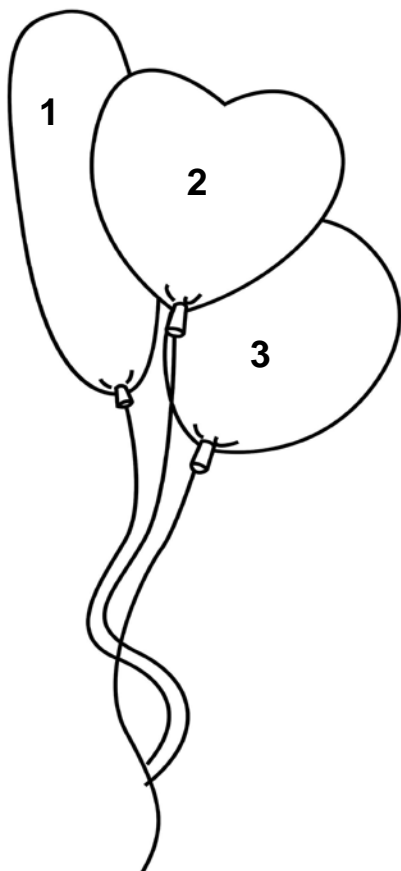
Name\_\_\_\_\_

**Help the bear get the honey.**



Name\_\_\_\_\_

**Color the picture by following the number chart.**



1	
2	
3	

Name \_\_\_\_\_

**Color the picture by following the number chart.**




1	
2	
3	

Name\_\_\_\_\_

**Color the strawberry red.**

**Color the leaves and stem green.**




Name\_\_\_\_\_

**Color one crayon blue.**

**Color two crayons yellow.**

**Color the other crayons any color you like.**






Name\_\_\_\_\_

**Color the circle orange.**


**Color the triangle purple.**

**Color the square brown.**



Name\_\_\_\_\_

**Color the picture whatever colors you like.**





# **Certificate of Achievement**

This certificate acknowledges that

---

has successfully completed the Everything For  
Learning Drills Preschool Study Unit.

**Congratulations!**

---

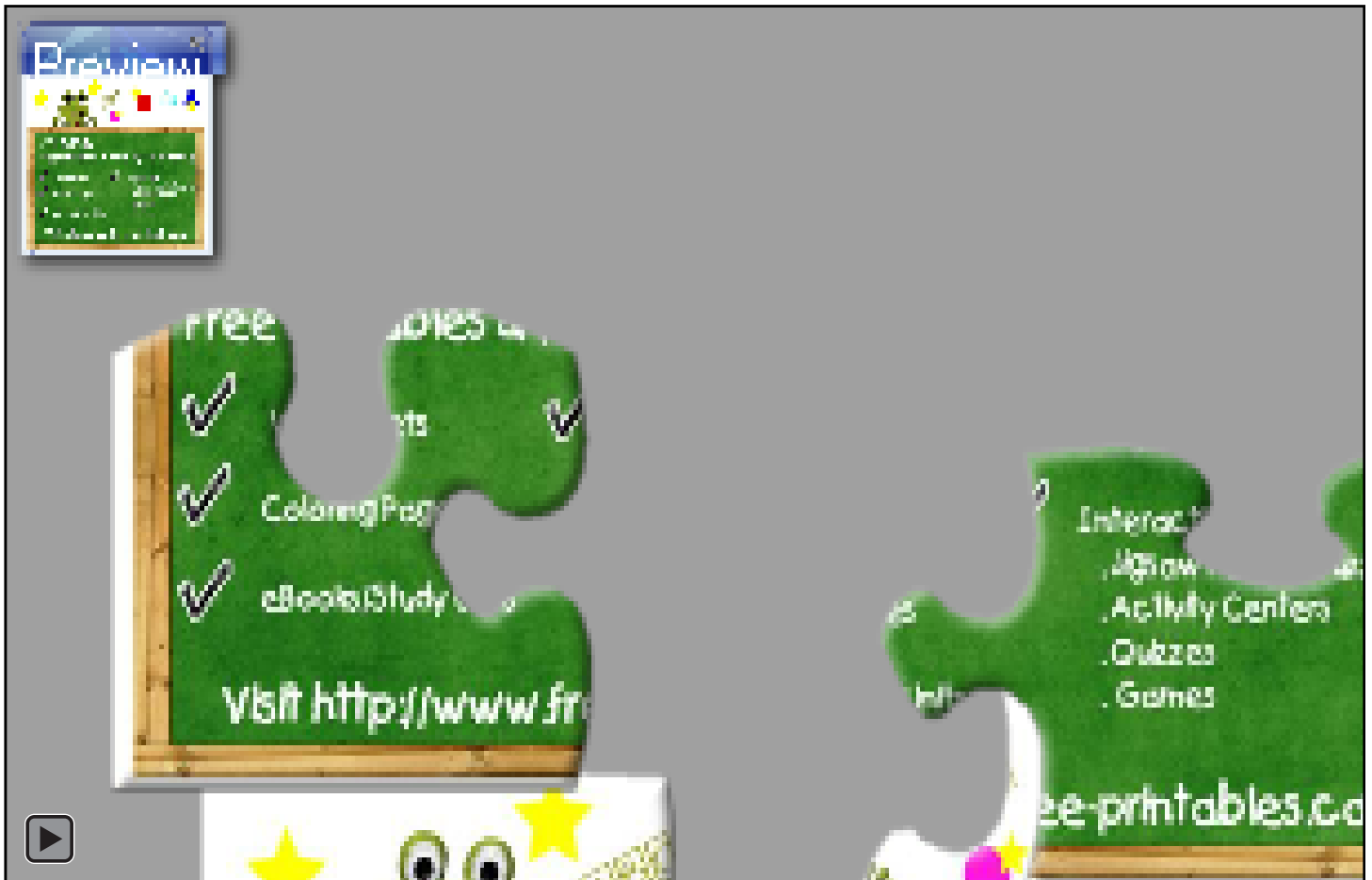
Signature

---

Date

Notes:

Click to solve the puzzle. Move the pieces with your mouse.



[Click here to visit Free Printables & More!](http://www.free-printables.co)