

# The Complete Book of Sight Words

220 Words Your Child Needs to Know to Become a Successful Reader



Written by **Shannon Keeley**  
Illustrations by **Janee Trasler, Christy Schneider,  
Mark Stephens, and Remy Simard**

**FlashKids**  
New York

FLASH KIDS and the distinctive Flash Kids logo are trademarks of Barnes and Noble, Inc.

© 2011 by Flash Kids

All rights reserved. No part of this publication may be reproduced, stored in a retrieval system, or transmitted, in any form or by any means, electronic, mechanical, photocopying, recording, or otherwise, without prior written permission from the publisher.

ISBN 978-1-4114-4958-9

Distributed in Canada by Sterling Publishing  
c/o Canadian Manda Group, 165 Dufferin Street  
Toronto, Ontario, Canada M6K 3H6

Distributed in the United Kingdom by GMC Distribution Services  
Castle Place, 166 High Street, Lewes, East Sussex, England BN7 1XU

Distributed in Australia by Capricorn Link (Australia) Pty. Ltd.  
P.O. Box 704, Windsor, NSW 2756, Australia

For information about custom editions, special sales, and premium and corporate purchases, please contact Sterling Special Sales at 800-805-5489 or [specialsales@sterlingpublishing.com](mailto:specialsales@sterlingpublishing.com).

Manufactured in Canada

Lot #:

4 6 8 10 9 7 5 3

09/13



## Dear Parent,

Every time your child reads a text, 50 to 75 percent of the words he or she encounters are from the Dolch Sight Word List. The Dolch Sight Word List is a core group of 220 common words that are represented frequently in reading material. Children need extra practice learning these words, many of which can't be represented by simple pictures. Often, these sight words do not follow regular spelling rules and cannot be "sounded out." Learning to immediately recognize these words "at sight" is a critical skill for fluent reading.

*The Complete Book of Sight Words* introduces all 220 Dolch sight words, divided into four levels of increasing difficulty. The book presents and then reinforces each word in a way that promotes understanding and retention. Children ages five through eight will find memorizing these words both simple and fun. The book's entertaining activities offer lots of practice with tracing and writing, while word puzzles and games provide an extra challenge. Your child can color the pictures, laugh at the funny characters, and enjoy learning about sight words.



a	come	has	must	seven	upon
about	could	have	my	shall	us
after	cut	he	myself	she	use
again	did	help	never	show	very
all	do	her	new	sing	walk
always	does	here	no	sit	want
am	done	him	not	six	warm
an	don't	his	now	sleep	was
and	down	hold	of	small	wash
any	draw	hot	off	so	we
are	drink	how	old	some	well
around	eat	hurt	on	soon	went
as	eight	I	once	start	were
ask	every	if	one	stop	what
at	fall	in	only	take	when
ate	far	into	open	tell	where
away	fast	is	or	ten	which
be	find	it	our	that	white
because	first	its	out	thank	who
been	five	jump	over	the	why
before	fly	just	own	their	will
best	for	keep	pick	them	wish
better	found	kind	play	then	with
big	four	know	please	there	work
black	from	laugh	pretty	these	would
blue	full	let	pull	they	write
both	funny	light	put	think	yellow
bring	gave	like	ran	this	yes
brown	get	little	read	those	you
but	give	live	red	three	your
buy	go	long	ride	to	
by	goes	look	right	today	
call	going	made	round	together	
can	good	make	run	too	
came	got	many	said	try	
carry	grow	may	saw	two	
clean	green	me	say	under	
cold	had	much	see	up	



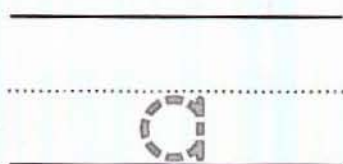
# Level A

The sight words included in this section are:

a	did	in	on	three
all	down	is	one	to
am	find	it	play	two
and	for	like	ran	up
away	funny	little	red	was
be	go	look	run	we
big	good	make	said	what
blue	he	me	see	where
but	help	my	so	yellow
can	here	no	that	yes
come	I	not	the	you



Say the word **a**  
aloud as you trace it.



Now practice writing the word once on each line.

\_\_\_\_\_

\_\_\_\_\_

\_\_\_\_\_

\_\_\_\_\_

\_\_\_\_\_

\_\_\_\_\_

\_\_\_\_\_

\_\_\_\_\_

\_\_\_\_\_




I see \_\_\_\_\_ bird.



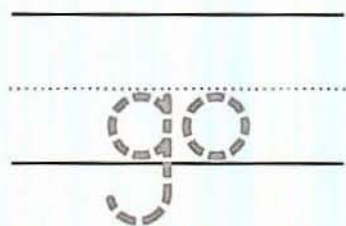
# Careful Crossing

Show how the bunny crosses the stream. Cross out each rock that does not have the word **a** inside.





Say the word **go**  
aloud as you trace it.



Now practice writing the word once on each line.

\_\_\_\_\_

\_\_\_\_\_

\_\_\_\_\_

\_\_\_\_\_

\_\_\_\_\_


\_\_\_\_\_

\_\_\_\_\_

\_\_\_\_\_

\_\_\_\_\_

\_\_\_\_\_

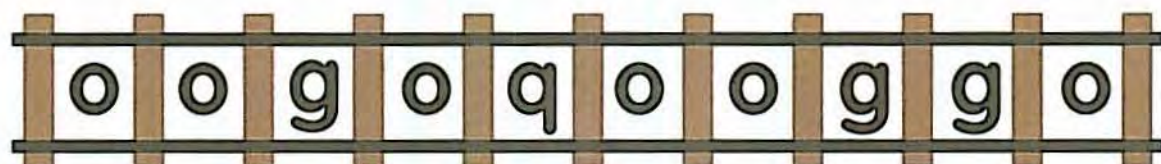


Let's \_\_\_\_\_ in the house.



# Stay on Track

The word **go** is hidden two times on each track.  
Find the words and circle them.

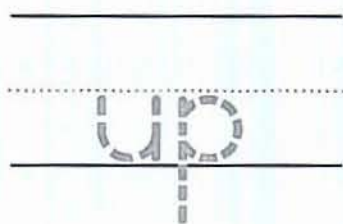


Circle all the words that spell **go**.






Say the word **up**  
aloud as you trace it.



Now practice writing the word once on each line.

Handwriting practice lines consisting of eight sets of three horizontal lines (top, middle dashed, bottom) for writing the word 'up'.







My cat is \_\_\_\_\_ in the tree!



# Lucky Letters

Write up on the line under each lucky clover that makes the word up.



you

Say the word **you**  
aloud as you trace it.

you

Now practice writing the word once on each line.

\_\_\_\_\_

.....

\_\_\_\_\_

\_\_\_\_\_

.....


\_\_\_\_\_

\_\_\_\_\_

.....

\_\_\_\_\_

\_\_\_\_\_




Do \_\_\_\_\_ like ice cream?



# Dot-to-Dot

Draw lines to connect the letters **y-o-u** and complete the picture.



for

Say the word **for**  
aloud as you trace it.

for

Now practice writing the word once on each line.

\_\_\_\_\_

\_\_\_\_\_

\_\_\_\_\_


\_\_\_\_\_

\_\_\_\_\_

\_\_\_\_\_

\_\_\_\_\_

\_\_\_\_\_




This is \_\_\_\_\_ you.



# Hide and Seek


Some of the words in the treetop have **for** hidden inside. Find the words and write them on the lines below. Circle the letters **f-o-r** in each word.



# Review: Word Search

Find each word in the word search.

a go up you for



Color the box that has all five review words spelled correctly.

1.

2.

3.

4.



5.



a	a	a	a	e
goe	go	go	go	go
up	up	op	up	ub
you	you	you	yuo	you
far	for	for	fur	for





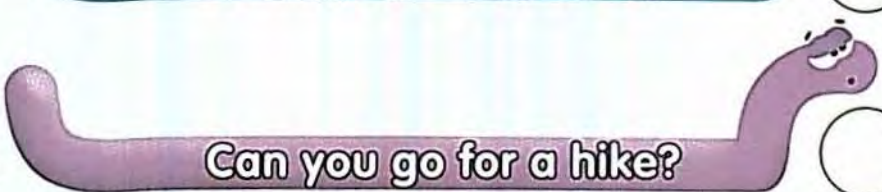

# Review: Wormy Words

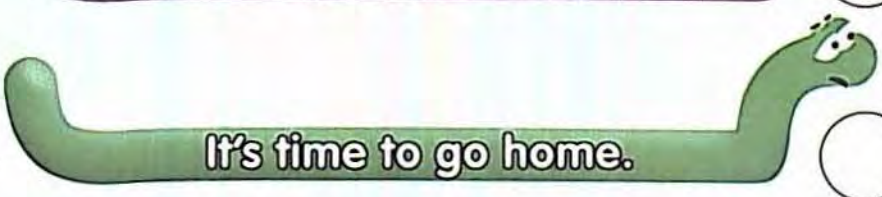

Read each sentence. Every time you see one of the review words, circle it. Then count how many circled words are in each sentence.

1.  Dad got a dog for me. 

2.  Will you go up the hill? 

3.  Let's go get a snack. 

4.  Can you go for a hike? 

5.  It's time to go home. 

The worm with the most words wins the race!  
Which worm is the winner? \_\_\_\_\_

Write your own sentence. Use as many of the review words as you can.

\_\_\_\_\_

the

Say the word the  
aloud as you trace it.

the

Now practice writing the word once on each line.

\_\_\_\_\_

\_\_\_\_\_

\_\_\_\_\_

\_\_\_\_\_

\_\_\_\_\_


\_\_\_\_\_

\_\_\_\_\_

\_\_\_\_\_

\_\_\_\_\_

\_\_\_\_\_



Open \_\_\_\_\_ book.



# Tic-Tac-Toe

Circle the row that spells the word **the**.



t	e	t
h	h	e
t	e	e

Circle the row that has the word **the** three times.

the	tbe	the
hte	teh	the
thh	the	the

is

Say the word **is**  
aloud as you trace it.

is

Now practice writing the word once on each line.

\_\_\_\_\_

.....

\_\_\_\_\_

.....

\_\_\_\_\_

.....


\_\_\_\_\_

.....

\_\_\_\_\_

.....

\_\_\_\_\_



This \_\_\_\_\_ my dog.



# Lost and Found

The word **is** is hidden once in each line. Find the word and circle the letters.

**s j i z i s**

1 2 3 4 5 6

j s i s i z

1	2	3	4	5	6
---	---	---	---	---	---

i s s i z j

1 2 3 4 5 6

To complete the message, look at the number below each circled letter. Find the matching number in the message below and write the letter on the line.

$$H_{\begin{smallmatrix} \_ \\ 1 \end{smallmatrix}} \_ \begin{smallmatrix} \_ \\ 2 \end{smallmatrix} \quad \text{hat} \quad \_ \begin{smallmatrix} \_ \\ 3 \end{smallmatrix} \_ \begin{smallmatrix} \_ \\ 4 \end{smallmatrix} \quad \_ \begin{smallmatrix} \_ \\ 5 \end{smallmatrix} n$$

the  $\frac{\quad}{6}$  ink.



away

Say the word  
away aloud as  
you trace it.

away

Now practice writing the word once on each line.

\_\_\_\_\_

\_\_\_\_\_

\_\_\_\_\_

\_\_\_\_\_

\_\_\_\_\_


\_\_\_\_\_

\_\_\_\_\_

\_\_\_\_\_

\_\_\_\_\_

\_\_\_\_\_





Let's put \_\_\_\_\_ the toys.

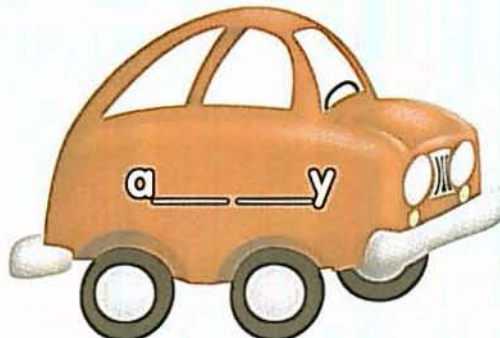


# Linking Letters

Draw a line to link the letters that make the word **away**.

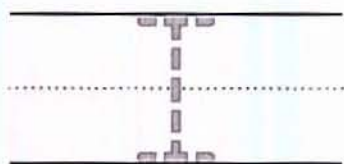


Write the missing letters to make the word **away**.




I

Say the word I  
aloud as you trace it.



Now practice writing the word once on each line.

Handwriting practice lines consisting of three sets of three horizontal lines (solid top, dashed middle, solid bottom) for writing practice.



\_\_\_\_\_ am at the top.



# Follow the Line

Circle the word I in each sentence. Then draw a line to connect the circled words, and see which letters you pass through. Write the letters below to answer the riddle.

1. I like ice cream.

a o c b n

2. Dad and I went to get ice cream.

w e g n r

3. "It's a big scoop," I said.

c a b q m

4. It was much more than I could eat.

d a p e o

5. So I shared it with my dad.

What did the cone say to the ice cream?

Dessert is \_\_\_\_\_ !




and

Say the word and  
aloud as you trace it.

and

Now practice writing the word once on each line.

Handwriting practice lines consisting of solid top and bottom lines with a dashed middle line. There are eight sets of these lines for practice.



I put on my socks \_\_\_\_\_ shoes.



# Rhyme Time

Circle the pictures that rhyme with **and**. Underline the letters **a-n-d** in each word.



sand



hang



stand




sad



pan



hand



land



ant

# Review: Word Search

Find each word in the word search.

the is I away and

h	s	t	i	h
t	w	a	n	d
h	y	w	d	e
e	t	a	s	I
i	s	y	a	y

Color the box that has all five review words spelled correctly.

1.

the

iz

away

I

anb

2.

thu

is

away

I

ahd

3.

the

is

awhy

i

and

4.

the

is

away

I

and

5.

the

si

awye

I

and



# Review: Story Surprise

Write the correct word from the word box to complete each sentence in the story.

the I is away and

My dog's name \_\_\_\_ \_\_\_\_ Roofus.  
1

I took him to \_\_\_\_ \_\_\_\_ \_\_\_\_ beach.

Roofus played \_\_\_\_ \_\_\_\_ \_\_\_\_ I swam.  
2 3 4

Then, \_\_\_\_ couldn't find him!

Did he run \_\_\_\_ \_\_\_\_ \_\_\_\_ ?



For each number in the story sentences, find the matching number below. Write the letter on the line to find out what happened!

**Where was Roofus?**

Roofus was under the \_\_\_\_ \_\_\_\_ \_\_\_\_ \_\_\_\_ .  
1 2 3 4

big

Say the word **big**  
aloud as you trace it.

big

Now practice writing the word once on each line.

\_\_\_\_\_

.....

\_\_\_\_\_

\_\_\_\_\_

.....


\_\_\_\_\_

\_\_\_\_\_

.....

\_\_\_\_\_

\_\_\_\_\_




This hat is \_\_\_\_\_.



# Careful Crossing

Show how the frog crosses the pond. Cross out each lily pad that does not have the word **big** inside.





to

Say the word **to**  
aloud as you trace it.

to

Now practice writing the word once on each line.

\_\_\_\_\_

\_\_\_\_\_

\_\_\_\_\_

\_\_\_\_\_

\_\_\_\_\_


\_\_\_\_\_

\_\_\_\_\_

\_\_\_\_\_

\_\_\_\_\_

\_\_\_\_\_

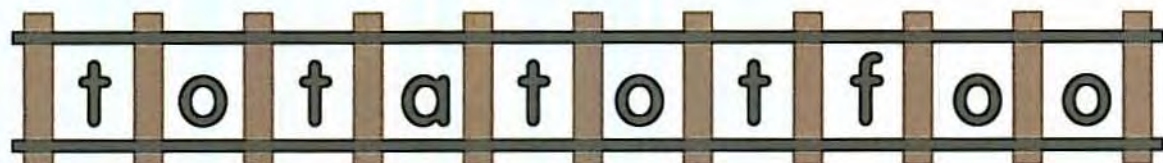
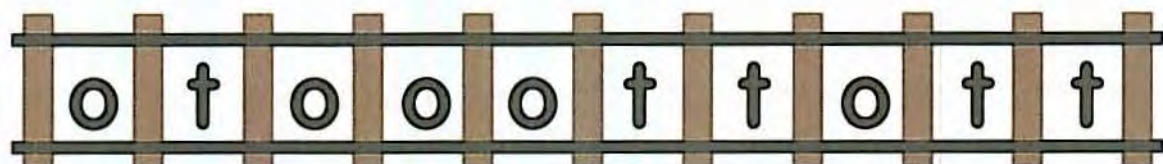
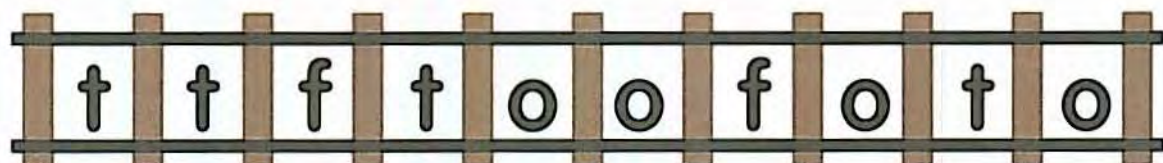


Let's go \_\_\_\_\_ the park.



# Stay on Track

The word **to** is hidden two times on each track. Find the words and circle them.



Circle all the words that spell **to**.




look

Say the word  
look aloud as  
you trace it.

look

Now practice writing the word once on each line.

Handwriting practice lines consisting of solid top and bottom lines with a dashed middle line. There are eight sets of these lines provided for practice.



Hey, \_\_\_\_\_ at me go!



# Lucky Letters

Write look on the line under each lucky clover that makes the word look.

1.




\_\_\_\_\_

2.



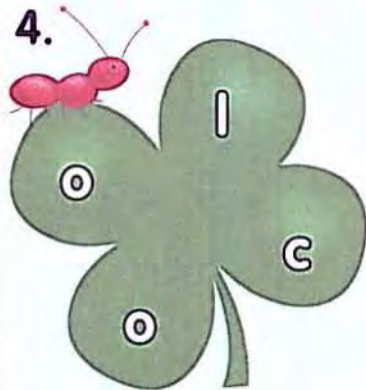
\_\_\_\_\_

3.



\_\_\_\_\_

4.




\_\_\_\_\_

5.



\_\_\_\_\_

6.



\_\_\_\_\_



run

Say the word **run**  
aloud as you trace it.

run

Now practice writing the word once on each line.

\_\_\_\_\_

\_\_\_\_\_

\_\_\_\_\_

\_\_\_\_\_

\_\_\_\_\_


\_\_\_\_\_

\_\_\_\_\_

\_\_\_\_\_

\_\_\_\_\_

\_\_\_\_\_

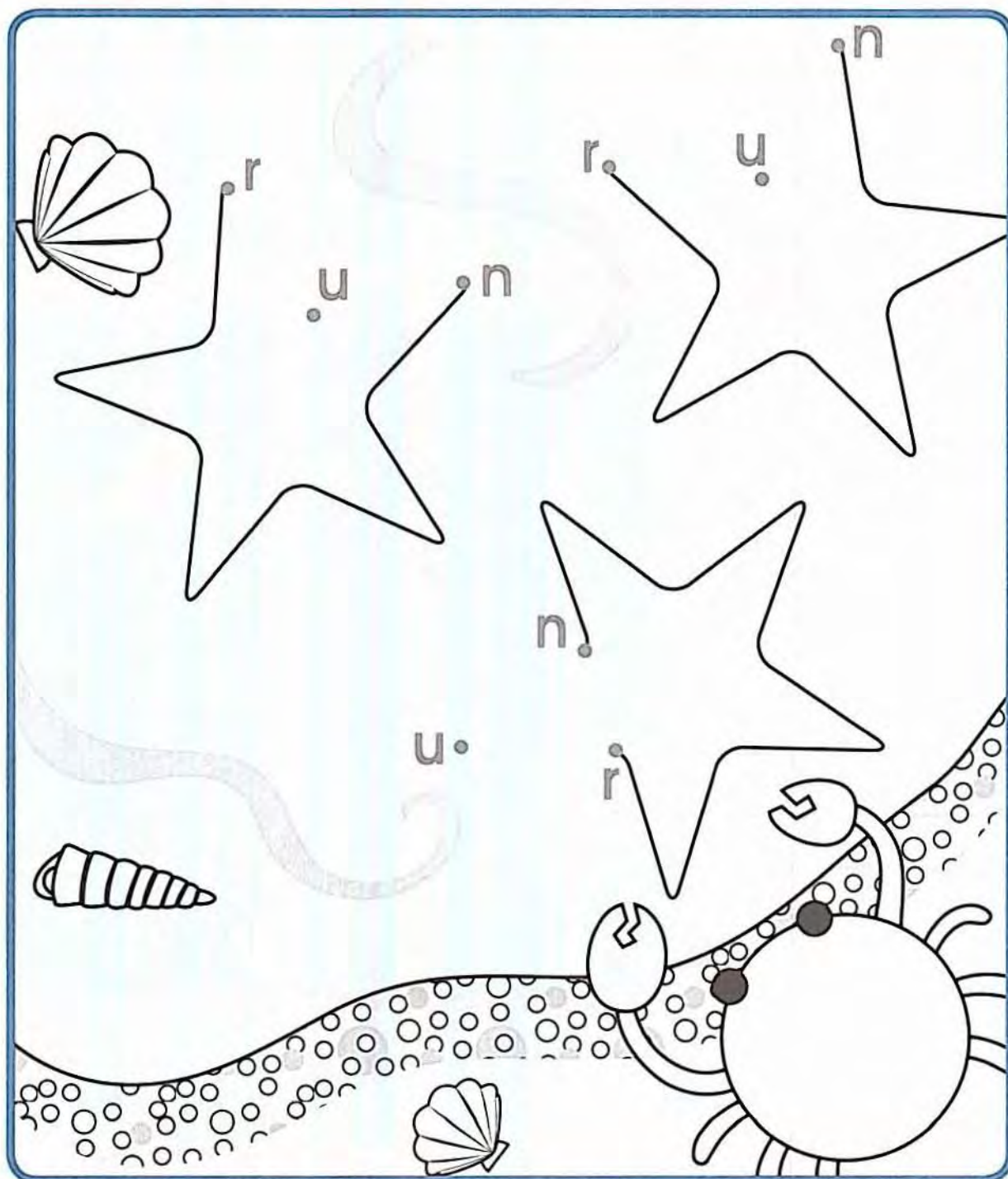


I can \_\_\_\_\_ up the hill.



# Dot-to-Dot

Draw lines to connect the letters **r-u-n** and complete the picture.



see

Say the word **see**  
aloud as you trace it.

see

Now practice writing the word once on each line.

\_\_\_\_\_

\_\_\_\_\_

\_\_\_\_\_

\_\_\_\_\_

\_\_\_\_\_

\_\_\_\_\_

\_\_\_\_\_

\_\_\_\_\_

\_\_\_\_\_

\_\_\_\_\_




I can \_\_\_\_\_ the moon.



# Hide and Seek

Some of the words in the treetop have **see** hidden inside. Find the words and write them on the lines below. Circle the letters **s-e-e** in each word.





# Review: Word Search

Find each word in the word search.

big to look run see

g	u	r	u	n
o	l	u	t	k
s	b	o	o	s
e	s	i	o	e
e	g	l	g	k

Color the box that has all five review words spelled correctly.

1.

big  
look  
to  
run  
see

2.

big  
look  
ta  
ron  
see

3.

bip  
look  
to  
ruh  
see

4.

big  
look  
to  
run  
se

5.

big  
look  
ot  
run  
see




# Review: Wormy Words

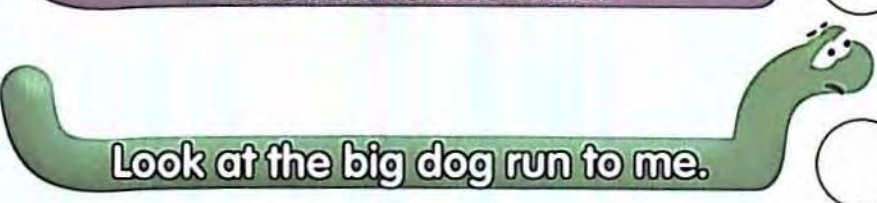
Read each sentence. Every time you see one of the review words, circle it. Then count how many circled words are in each sentence.

1.  See me run up the big hill! ☐

2.  Let's look at the new book. ☐

3.  Can you run to the park? ☐

4.  Let's run to see Dad. ☐

5.  Look at the big dog run to me. ☐

The worm with the most words wins the race!  
Which worm is the winner? \_\_\_\_\_

Write your own sentence. Use as many of the review words as you can.

\_\_\_\_\_


**not**

Say the word **not**  
aloud as you trace it.

not

Now practice writing the word once on each line.

Handwriting practice lines consisting of solid top and bottom lines with a dashed middle line. There are five sets of these lines for practice.



This does \_\_\_\_\_ fit.



# Tic-Tac-Toe

Circle the row that spells the word **not**.

o	n	o
n	o	t
t	n	t

Circle the row that has the word **not** three times.

not	nat	not
not	nof	not
hot	not	not

me

Say the word **me**  
aloud as you trace it.

me

Now practice writing the word once on each line.

\_\_\_\_\_

\_\_\_\_\_

\_\_\_\_\_

\_\_\_\_\_

\_\_\_\_\_

\_\_\_\_\_

\_\_\_\_\_

\_\_\_\_\_

\_\_\_\_\_

\_\_\_\_\_



This one is for \_\_\_\_\_.



# Lost and Found

The word **me** is hidden once in each line. Find the word and circle the letters.

e	m	m	e	e	m
1	2	3	4	5	6

e	m	n	e	m	e
1	2	3	4	5	6

m	e	e	m	m	i
1	2	3	4	5	6

To complete the message, look at the number below each circled letter. Find the matching number in the message below and write the letter on the line.

Sa 1's n 2w 3 4dal is under  
the 5 6s s.



here

Say the word  
here aloud as  
you trace it.

here

Now practice writing the word once on each line.

\_\_\_\_\_

\_\_\_\_\_

\_\_\_\_\_

\_\_\_\_\_

\_\_\_\_\_


\_\_\_\_\_

\_\_\_\_\_

\_\_\_\_\_

\_\_\_\_\_

\_\_\_\_\_


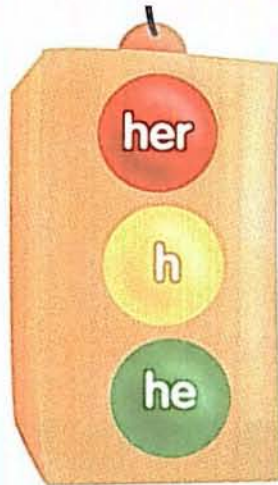


Please put it \_\_\_\_\_.

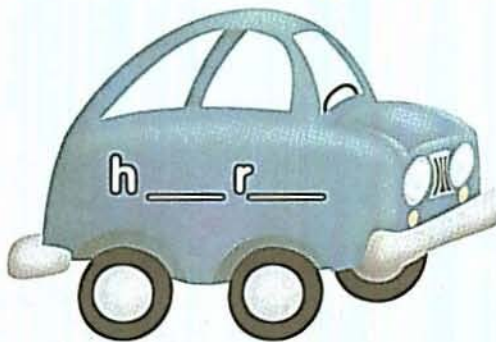


# Linking Letters

Draw a line to link the letters that make the word here.



Write the missing letters to make the word here.



can

Say the word can  
aloud as you trace it.

can

Now practice writing the word once on each line.

\_\_\_\_\_

\_\_\_\_\_

\_\_\_\_\_

\_\_\_\_\_


\_\_\_\_\_

\_\_\_\_\_

\_\_\_\_\_

\_\_\_\_\_

\_\_\_\_\_



I \_\_\_\_\_ go fast.



# Follow the Line

Circle the word can in each sentence. Then draw a line to connect the circled words, and see which letters you pass through. Write the letters below to answer the riddle.

1. I can help at home.

m p r w a

2. Folding clothes is one thing I can do.

o s d b a

3. I can get it done quickly.

s n z k t

4. Can you help me at home too?

d h p b c

5. I think I can!



What did the old jeans say?

I'm all \_\_\_\_\_ed up!




Say the word **in**  
aloud as you trace it.

in

Now practice writing the word once on each line.

Handwriting practice lines consisting of solid top and bottom lines with a dashed middle line. There are eight sets of these lines for practice.




My lunch is \_\_\_\_\_ the bag.



# Rhyme Time

Circle the pictures that rhyme with **in**. Underline the letters **i-n** in each word.




chin



sign



him



fan



pin



lion



win




fin

# Review: Word Search

Find each word in the word search.

not me here can in



Color the box that has all five review words spelled correctly.

1.

nat

me

nere

can

in

2.

not

mee

here

can

in

3.

not

me

here

cah

in

4.

not

me

heer

can

in

5.

not

me

here

can

in



# Review: Story Surprise

Write the correct word from the word box to complete each sentence in the story.

not me here in can

My brother plays hide and seek with \_\_\_\_.

I can hide \_\_\_\_ the kitchen.  
3

"Ready or \_\_\_\_ , here I come!" he says.  
4 6

He'll never find me in \_\_\_\_.  
5

\_\_\_\_ you find me?  
1 2

For each number in the story sentences, find the matching number below. Write the letter on the line to find out what happened!

**Where is he?**

He's hiding in the \_\_\_\_ b \_\_\_\_.  
1 2 3 4 5 6




find

Say the word  
find aloud as  
you trace it.

find

Now practice writing the word once on each line.

Handwriting practice lines consisting of solid top and bottom lines with a dashed middle line for tracing.




Try to \_\_\_\_\_ me.



# Careful Crossing

Show how the explorer goes across the hot lava. Cross out each rock that does not have the word **find** inside.





one

Say the word one  
aloud as you trace it.

one

Now practice writing the word once on each line.

\_\_\_\_\_

\_\_\_\_\_

\_\_\_\_\_

\_\_\_\_\_

\_\_\_\_\_


\_\_\_\_\_

\_\_\_\_\_

\_\_\_\_\_

\_\_\_\_\_

\_\_\_\_\_



There is only \_\_\_\_\_ more.



# Stay on Track

The word one is hidden two times on each track.  
Find the words and circle them.

n o n e o o n e n o

o n e o n e n o e n

n o o n e n e o n e

Circle all the words that spell one.



said

Say the word  
said aloud as  
you trace it.

said

Now practice writing the word once on each line.

\_\_\_\_\_

\_\_\_\_\_

\_\_\_\_\_

\_\_\_\_\_

\_\_\_\_\_


\_\_\_\_\_

\_\_\_\_\_

\_\_\_\_\_

\_\_\_\_\_

\_\_\_\_\_




Dad \_\_\_\_\_ to be careful.



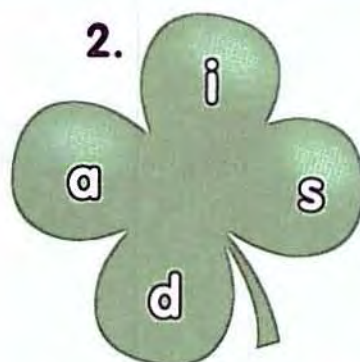
# Lucky Letters

Write **said** on the line under each lucky clover that makes the word **said**.

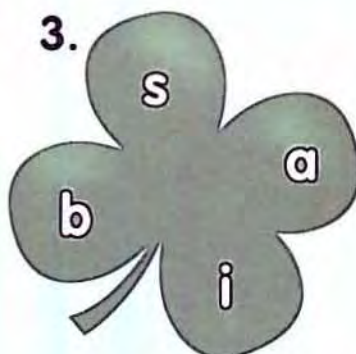
1.



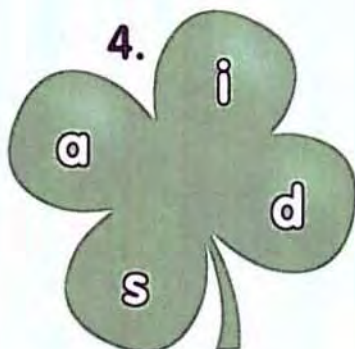
2.




3.




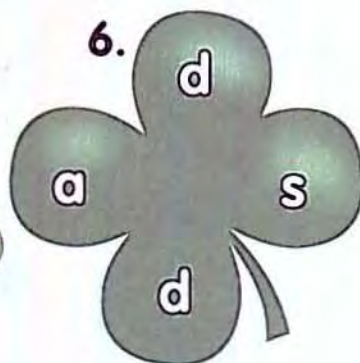
4.



5.



6.



where

Say the word  
where aloud as  
you trace it.

where

Now practice writing the word once on each line.

\_\_\_\_\_

\_\_\_\_\_

\_\_\_\_\_

\_\_\_\_\_

\_\_\_\_\_


\_\_\_\_\_

\_\_\_\_\_

\_\_\_\_\_

\_\_\_\_\_

\_\_\_\_\_




This is \_\_\_\_\_ I live.



# Dot-to-Dot

Draw lines to connect the letters w-h-e-r-e and complete the picture.



ran

Say the word ran  
aloud as you trace it.

ran

Now practice writing the word once on each line.

\_\_\_\_\_

.....

\_\_\_\_\_

\_\_\_\_\_

.....

\_\_\_\_\_

\_\_\_\_\_


.....

\_\_\_\_\_

\_\_\_\_\_

.....

\_\_\_\_\_




I \_\_\_\_\_ very fast!



# Hide and Seek

Some of the words in the treetop have **ran** hidden inside. Find the words and write them on the lines below. Circle the letters **r-a-n** in each word.






# Review: Word Search

Find each word in the word search.

find one said where ran



Color the box that has all five review words spelled correctly.

1.

2.

3.

4.



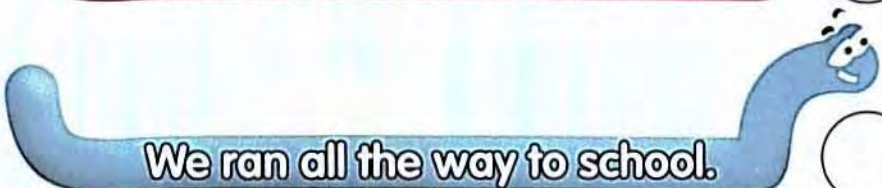
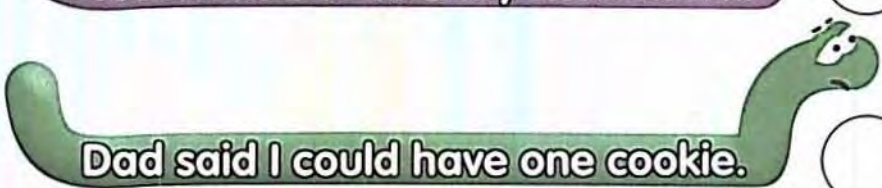
5.

fid	find	find	find	find
one	onn	one	one	oen
said	said	said	saib	said
where	whre	where	where	where
nan	ran	ran	ran	ran



# Review: Wormy Words

Read each sentence. Every time you see one of the review words, circle it. Then count how many circled words are in each sentence.

1.  I can't find where one thing is!
2.  Mom said where to find one.
3.  We ran all the way to school.
4.  I ran home to find my homework.
5.  Dad said I could have one cookie.

The worm with the most words wins the race!  
Which worm is the winner? \_\_\_\_\_

Write your own sentence. Use as many of the review words as you can.

\_\_\_\_\_

red

Say the word red  
aloud as you trace it.

red

Now practice writing the word once on each line.

\_\_\_\_\_

\_\_\_\_\_

\_\_\_\_\_

\_\_\_\_\_

\_\_\_\_\_


\_\_\_\_\_

\_\_\_\_\_

\_\_\_\_\_

\_\_\_\_\_

\_\_\_\_\_



The fire truck is \_\_\_\_\_.



# Tic-Tac-Toe

Circle the row that spells the word red.

d	r	d
r	e	r
r	r	d

Circle the row that has the word red three times.

red	red	ned
wed	red	red
rde	red	rod


down

Say the word  
down aloud as  
you trace it.

down

Now practice writing the word once on each line.

Handwriting practice lines consisting of solid top and bottom lines with a dashed middle line. There are eight sets of these lines for practicing the word 'down'.



I can go \_\_\_\_\_ the slide.



# Lost and Found

The word down is hidden once in each line. Find the word and circle the letters.

d	w	d	o	d	o	w	n
1	2	3	4	5	6	7	8

d	o	w	n	d	o	w	d
1	2	3	4	5	6	7	8

To complete the message, look at the number below each circled letter. Find the matching number in the message below and write the letter on the line.

Sam's           g is      ear the      i                         .

1      2                      4                      3      8      5      6      7




play

Say the word  
play aloud as  
you trace it.

play

Now practice writing the word once on each line.

Handwriting practice lines consisting of solid top and bottom lines with a dashed middle line. There are eight sets of these lines for practicing the word 'play'.

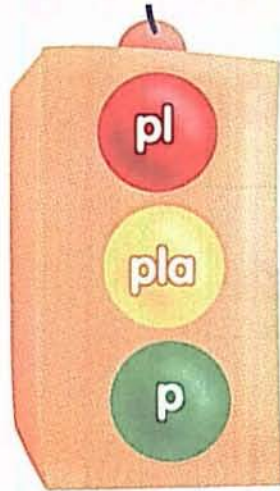


Let's \_\_\_\_\_ ball!

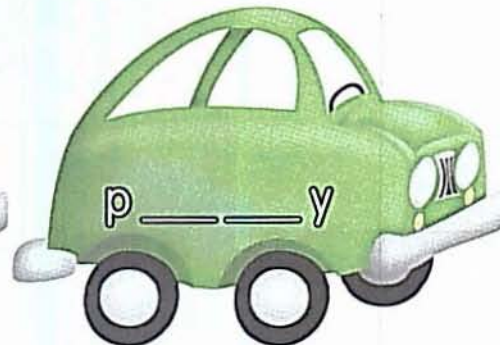
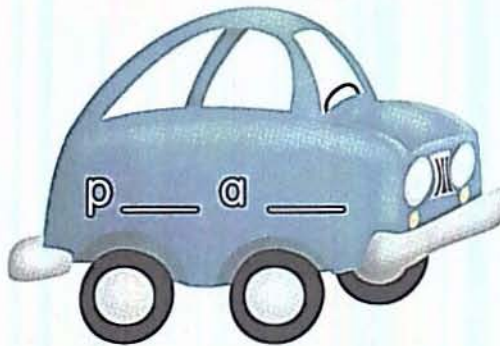


# Linking Letters

Draw a line to link the letters that make the word play.



Write the missing letters to make the word play.



come

Say the word  
come aloud as  
you trace it.

come

Now practice writing the word once on each line.

\_\_\_\_\_

\_\_\_\_\_

\_\_\_\_\_

\_\_\_\_\_

\_\_\_\_\_


\_\_\_\_\_

\_\_\_\_\_

\_\_\_\_\_

\_\_\_\_\_

\_\_\_\_\_



You can \_\_\_\_\_ with me.



# Follow the Line

Circle the word **come** in each sentence. Then draw a line to connect the circled words, and see which letters you pass through. Write the letters below to answer the riddle.

1. Everywhere I go, my dog will come along.

n l b r w

2. "Come here," I shout.

m h a o t

3. He will always come running.

c o u k t

4. He barks when he wants to come with me.

u s v i c

5. He can't come with me to school!

What type of dog always knows what time it is?

A \_\_\_\_\_ h dog!



am

Say the word **am**  
aloud as you trace it.

am

Now practice writing the word once on each line.

\_\_\_\_\_

\_\_\_\_\_

\_\_\_\_\_

\_\_\_\_\_

\_\_\_\_\_


\_\_\_\_\_

\_\_\_\_\_

\_\_\_\_\_

\_\_\_\_\_

\_\_\_\_\_



I \_\_\_\_\_ very tall.



# Rhyme Time

Circle the pictures that rhyme with **am**. Underline the letters **a-m** in each word.



man



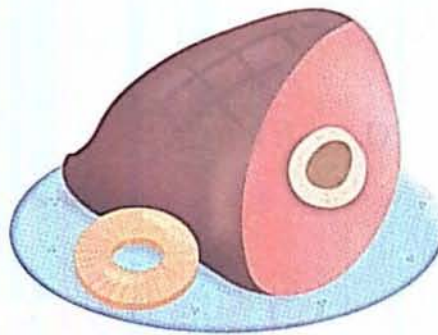
clam



slam



jam



ham



palm



van




arm

# Review: Word Search

Find each word in the word search.

red down play come am



Color the box that has all five review words spelled correctly.

1.

2.

3.

4.

5.

red	red	reb	red	red
down	down	down	down	down
play	blay	play	play	plya
com	come	cume	come	come
an	ann	an	am	an



# Review: Story Surprise

Write the correct word from the word box to complete each sentence in the story.

red down play come am

I asked Beth to \_\_\_\_\_  
1 over.

We decided to \_\_\_\_\_  
2 3 4 in my tree house.

Beth said, "I \_\_\_\_\_  
5 hungry."

We didn't want to get \_\_\_\_\_  
6 from the tree house.

What did we eat that is \_\_\_\_\_ and juicy?



For each number in the story sentences, find the matching number below. Write the letter on the line to find out what happened!

**What did we eat?**

We ate \_\_\_\_\_  
5 6 4 2 3 1 from the tree.

# Review: Puzzle

Look at each set of boxes. Find the word whose letters fit in the boxes.

a  
big  
look

I  
and  
play

up  
can  
said

to  
you  
here

is  
away  
where

1.

3.

5.

7.

9.

11.

13.

15.

2.

4.

6.

8.

10.

12.

14.



# Review: Riddle

Use the code to fill in the missing letters and solve the riddle.

go: s

for: r

run: A

see: p

not: l

me: p

in: s

find: a

one: r

am: o

here: e

ran: i

red: f

down: p

come: i



What do you call two banana peels?

run

see

find

ran

for

am

red

in

not

come

me

down

here

one

go

my

Say the word **my**  
aloud as you trace it.

my

Now practice writing the word once on each line.

\_\_\_\_\_

\_\_\_\_\_

\_\_\_\_\_

\_\_\_\_\_

\_\_\_\_\_

\_\_\_\_\_

\_\_\_\_\_

\_\_\_\_\_

\_\_\_\_\_

\_\_\_\_\_

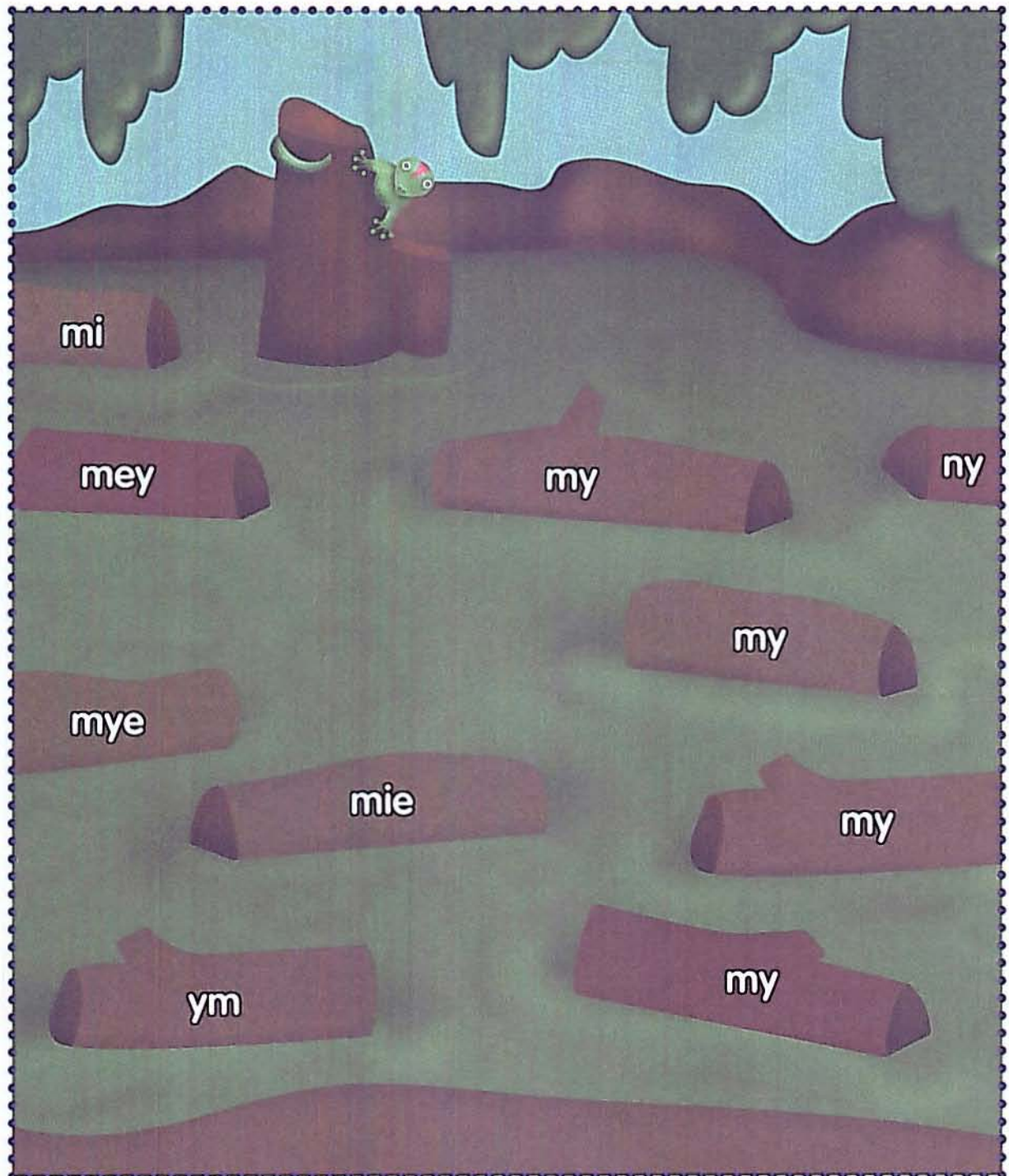


This is \_\_\_\_\_ lunch.



# Careful Crossing

Show how the lizard crosses the swamp. Cross out each log that does not have the word **my** inside.



two

Say the word two  
aloud as you trace it.

two

Now practice writing the word once on each line.

\_\_\_\_\_

\_\_\_\_\_

\_\_\_\_\_

\_\_\_\_\_


\_\_\_\_\_

\_\_\_\_\_

\_\_\_\_\_

\_\_\_\_\_

\_\_\_\_\_



I have \_\_\_\_\_ feet.



# Stay on Track

The word two is hidden two times on each track.  
Find the words and circle them.

t w o t o o w t w o

w o t o t w o t w o

t w o t o t w o w t

Circle all the words that spell two.




but

Say the word **but**  
aloud as you trace it.

but

Now practice writing the word once on each line.

Handwriting practice lines for the word "but". Each line consists of a solid top line, a dashed middle line, and a solid bottom line. There are eight such sets of lines provided for practice.




My brother likes gum,  
\_\_\_\_\_ I don't.



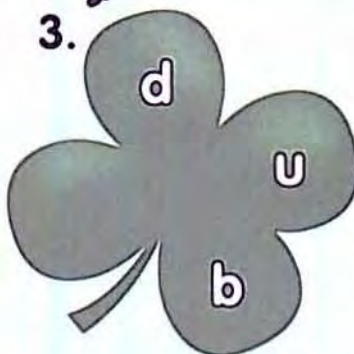
# Lucky Letters

Write but on the line under each lucky clover that makes the word but.


1.




3.



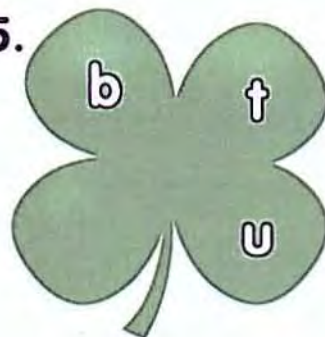
2.



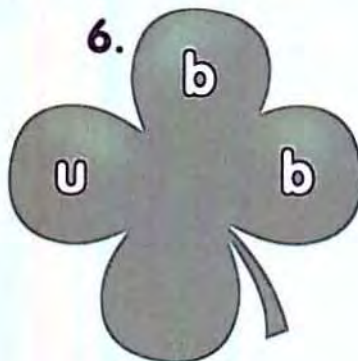
4.



5.



6.




# yellow

Say the word  
yellow aloud as  
you trace it.

yellow

Now practice writing the word once on each line.

Handwriting practice lines consisting of solid top and bottom lines with a dashed middle line for tracing.




The lemon is \_\_\_\_\_.



# Dot-to-Dot

Draw lines to connect the letters y-e-l-l-o-w and complete the picture.



good

Say the word  
good aloud as  
you trace it.

good

Now practice writing the word once on each line.

\_\_\_\_\_

\_\_\_\_\_

\_\_\_\_\_

\_\_\_\_\_

\_\_\_\_\_


\_\_\_\_\_

\_\_\_\_\_

\_\_\_\_\_

\_\_\_\_\_

\_\_\_\_\_




My lunch was \_\_\_\_\_.



# Hide and Seek

Some of the words in the treetop have **good** hidden inside. Find the words and write them on the lines below. Circle the letters **g-o-o-d** in each word.





# Review: Word Search

Find each word in the word search.

my two but yellow good

g	o	s	t	w	o
t	o	t	u	l	b
o	d	o	t	l	u
m	u	e	d	d	t
y	e	l	l	o	w

Color the box that has all five review words spelled correctly.

1.

2.

3.

4.

5.

my	my	ny	my	my
two	twu	two	two	two
but	but	but	bot	but
yellow	yellow	yellaw	yelow	yellow
good	gode	good	good	goud



# Review: Story Surprise

Write the correct word from the word box to complete each sentence in the story.

my two but yellow good

There is a tree in \_\_\_\_\_ backyard.  
1

The \_\_\_\_\_ lemons are ready to eat.  
2 3

We had \_\_\_\_\_ yellow lemons today.  
4

I went to pick them, \_\_\_\_\_ they were gone.

My mom used them to make something \_\_\_\_\_ !  
5 6

For each number in the story sentences,  
find the matching number below. Write the  
letter on the line to find out what happened!

What did she make?

A \_\_\_\_\_ lass of \_\_\_\_\_ na \_\_\_\_\_ e.  
5 3 2 1 4 6



was

Say the word was  
aloud as you trace it.

was

Now practice writing the word once on each line.

\_\_\_\_\_

\_\_\_\_\_

\_\_\_\_\_

\_\_\_\_\_

\_\_\_\_\_


\_\_\_\_\_

\_\_\_\_\_

\_\_\_\_\_

\_\_\_\_\_

\_\_\_\_\_



I \_\_\_\_\_ a cat for Halloween.



# Tic-Tac-Toe

Circle the row that spells the word **was**.

a	w	s
w	a	w
s	s	s

Circle the row that has the word **was** three times.

was	was	saw
mas	wsa	was
was	was	was

three

Say the word  
three aloud as  
you trace it.

three

Now practice writing the word once on each line.

\_\_\_\_\_

.....

\_\_\_\_\_

\_\_\_\_\_

.....

\_\_\_\_\_

\_\_\_\_\_


.....

\_\_\_\_\_

\_\_\_\_\_

.....

\_\_\_\_\_



I have \_\_\_\_\_ boxes.



# Lost and Found

The word **three** is hidden once in each line. Find the word and circle the letters.

t	h	r	e	e	t	r	e	e	h
1	2	3	4	5	6	7	8	9	10

t	h	r	e	t	t	h	r	e	e
1	2	3	4	5	6	7	8	9	10



To complete the message, look at the number below each circled letter. Find the matching number in the message below and write the letter on the line.

Sam's s     o     s a         in         e                .

2      4      3      5      6      7      1      8      9      10

little

Say the word  
little aloud as  
you trace it.

little

Now practice writing the word once on each line.

Handwriting practice lines consisting of solid top and bottom lines with a dashed middle line. There are eight sets of these lines provided for practice.




The baby is \_\_\_\_\_.




# Linking Letters

Draw a line to link the letters that make the word little.



Write the missing letters to make the word little.






help

Say the word  
help aloud as  
you trace it.

help

Now practice writing the word once on each line.

Handwriting practice lines consisting of solid top and bottom lines with a dashed middle line for tracing.



I can \_\_\_\_\_ you.



# Follow the Line

Circle the word **help** in each sentence. Then draw a line to connect the circled words, and see which letters you pass through. Write the letters below to answer the riddle.

1. I always help my mom.

d g n u b

2. Sometimes she asks me to help make dinner.

v s i y a

3. I like to help her in the kitchen.

t i l q m

4. I can help my mom cook the food.

u o h x a

5. When dinner is ready, I can help eat it all up!

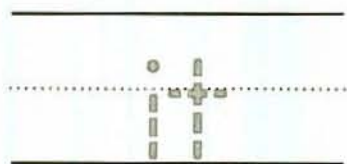
**Why did the kids eat dinner on a seesaw?**

To have a well- \_\_\_\_\_ nced meal!




it

Say the word **it**  
aloud as you trace it.



Now practice writing the word once on each line.

Handwriting practice lines consisting of eight sets of three horizontal lines (top, middle dashed, and bottom) for writing the word 'it'.



I made \_\_\_\_\_ for you.



# Rhyme Time

Circle the pictures that rhyme with **it**. Underline the letters **i-t** in each word.



lift



night




sit



list



hit



tip



bit




lit

# Review: Word Search

Find each word in the word search.

was three little help it



Color the box that has all five review words spelled correctly.

1.

was  
thre  
little  
hlep  
it

2.

wos  
three  
litle  
help  
it

3.

waz  
three  
litle  
help  
it

4.

was  
threa  
little  
help  
itt

5.

was  
three  
little  
help  
it

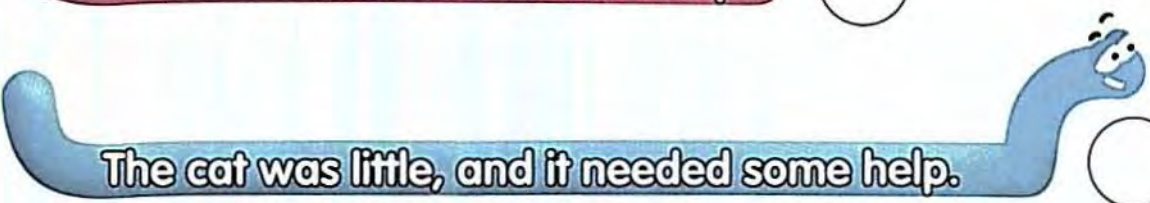



# Review: Wormy Words

Read each sentence. Every time you see one of the review words, circle it. Then count how many circled words are in each sentence.

1.  It was almost three o'clock. 

2.  I was lost and needed a little help. 

3.  The cat was little, and it needed some help. 

4.  There were three little ducks in the pond. 

5.  I ate three pieces of pie. 

The worm with the most words wins the race!  
Which worm is the winner? \_\_\_\_\_

Write your own sentence. Use as many of the review words as you can.

\_\_\_\_\_

no

Say the word **no**  
aloud as you trace it.

no

Now practice writing the word once on each line.

Handwriting practice lines for the word "no". Each set consists of a solid top line, a dashed middle line, and a solid bottom line. There are four such sets of lines provided for practice.

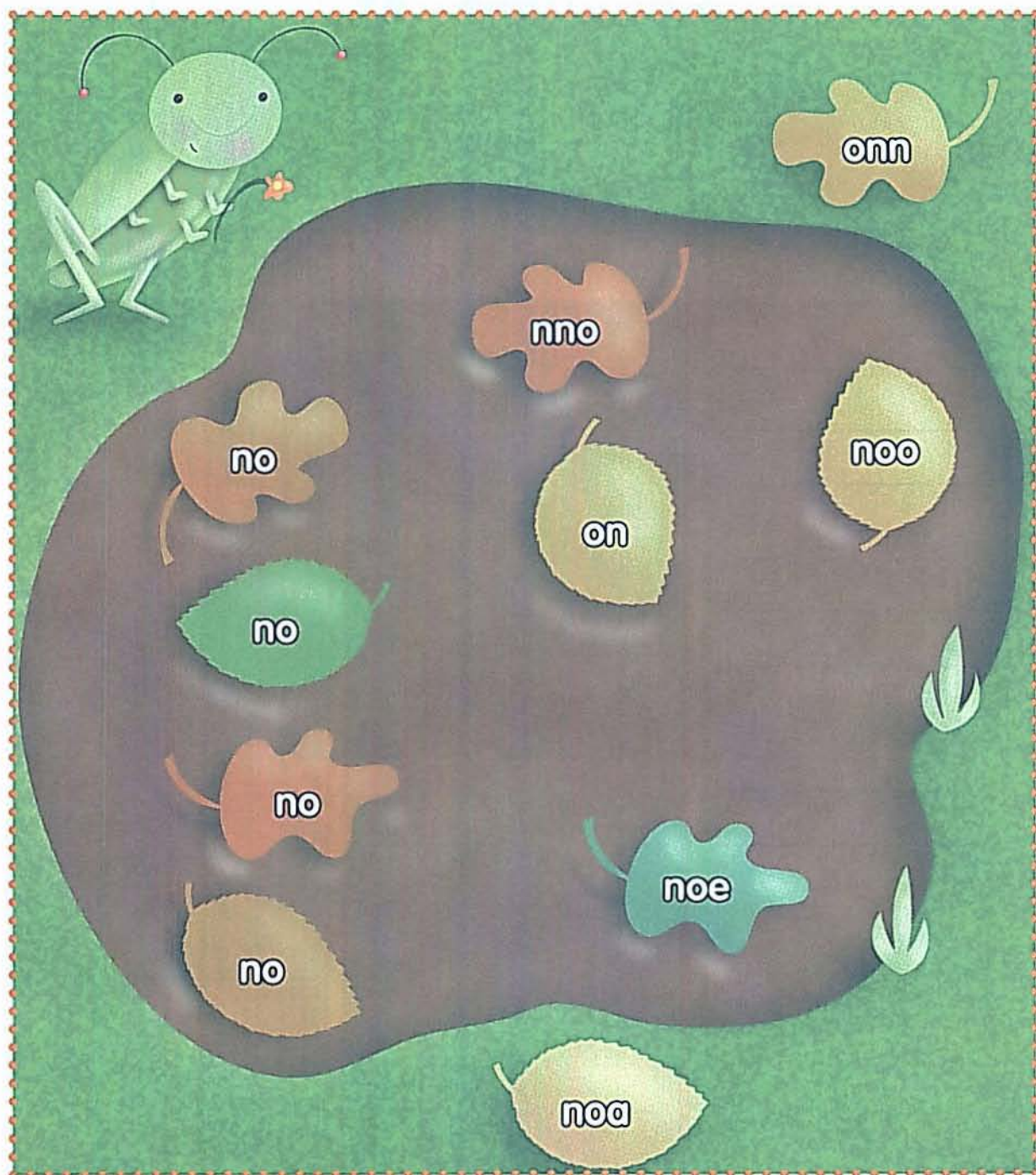


There are \_\_\_\_\_ pets  
allowed.



# Careful Crossing

Show how the grasshopper crosses the puddle.  
Cross out each leaf that does not have the word  
**no** inside.



we

Say the word **we**  
aloud as you trace it.

we

Now practice writing the word once on each line.

\_\_\_\_\_

.....

\_\_\_\_\_

.....

\_\_\_\_\_


.....

\_\_\_\_\_

.....

\_\_\_\_\_

.....



Can \_\_\_\_\_ have ice cream?



# Stay on Track

The word **we** is hidden two times on each track.  
Find the words and circle them.

w e e m e w w e e w

e e w w e w w e w w

w w e e w w e m e w

Circle all the words that spell **we**.



like

Say the word like  
aloud as you trace it.

like

Now practice writing the word once on each line.

\_\_\_\_\_

\_\_\_\_\_

\_\_\_\_\_


\_\_\_\_\_

\_\_\_\_\_

\_\_\_\_\_

\_\_\_\_\_

\_\_\_\_\_



I \_\_\_\_\_ candy.



# Lucky Letters

Write **like** on the line under each lucky clover that makes the word **like**.

1.



\_\_\_\_\_

2.




\_\_\_\_\_

3.



\_\_\_\_\_

4.




\_\_\_\_\_

5.

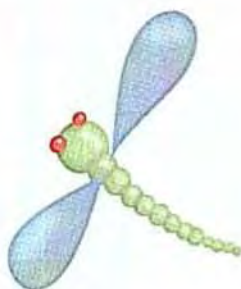


\_\_\_\_\_

6.



\_\_\_\_\_



funny

Say the word  
funny aloud as  
you trace it.

funny

Now practice writing the word once on each line.

Handwriting practice lines consisting of solid top and bottom lines with a dashed middle line for tracing.



The clown is \_\_\_\_\_!



# Dot-to-Dot

Draw lines to connect the letters f-u-n-n-y and complete the picture.



be

Say the word **be**  
aloud as you trace it.

be

Now practice writing the word once on each line.

\_\_\_\_\_

\_\_\_\_\_

\_\_\_\_\_


\_\_\_\_\_

\_\_\_\_\_

\_\_\_\_\_

\_\_\_\_\_

\_\_\_\_\_




I want to \_\_\_\_\_ a fireman!



# Hide and Seek

Some of the words in the treetop have **be** hidden inside. Find the words and write them on the lines below. Circle the letters **b-e** in each word.





# Review: Word Search

Find each word in the word search.

no we like funny be

w	l	i	k	y
f	e	s	n	i
u	y	n	a	z
n	u	o	y	b
f	l	i	k	e

Color the box that has all five review words spelled correctly.

1.

ro  
we  
like  
funy  
be

2.

no  
we  
like  
funny  
be

3.

mo  
we  
like  
funni  
be

4.

no  
ve  
licke  
funny  
be

5.

no  
we  
like  
fuuny  
be



# Review: Wormy Words

Read each sentence. Every time you see one of the review words, circle it. Then count how many circled words are in each sentence.

1.  We like to be funny!

2.  Can you be funny, like a clown?

3.  No, thank you, I don't like carrots.

4.  We don't like rainy days.

5.  We have no homework today.

The worm with the most words wins the race!  
Which worm is the winner? \_\_\_\_\_

Write your own sentence. Use as many of the review words as you can.

\_\_\_\_\_

yes

Say the word **yes**  
aloud as you trace it.

yes

Now practice writing the word once on each line.

\_\_\_\_\_

\_\_\_\_\_

\_\_\_\_\_

\_\_\_\_\_

\_\_\_\_\_


\_\_\_\_\_

\_\_\_\_\_

\_\_\_\_\_

\_\_\_\_\_

\_\_\_\_\_



\_\_\_\_\_, I'd like more.




# Tic-Tac-Toe

Circle the row that spells the word **yes**.

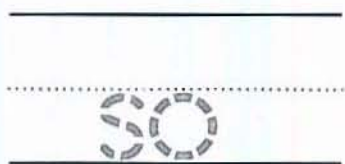
y	s	y
y	e	s
e	s	e

Circle the row that has the word **yes** three times.

yes	yss	yes
yee	yes	yes
yes	yes	yec



Say the word so  
aloud as you trace it.



Now practice writing the word once on each line.

\_\_\_\_\_

\_\_\_\_\_

\_\_\_\_\_

\_\_\_\_\_

\_\_\_\_\_


\_\_\_\_\_

\_\_\_\_\_

\_\_\_\_\_

\_\_\_\_\_

\_\_\_\_\_



It is \_\_\_\_\_ hot.



# Lost and Found

The word **so** is hidden once in each line. Find the word and circle the letters.

<b>s</b>	<b>o</b>	<b>o</b>	<b>s</b>	<b>s</b>	<b>s</b>
1	2	3	4	5	6

<b>o</b>	<b>s</b>	<b>s</b>	<b>o</b>	<b>o</b>	<b>s</b>
1	2	3	4	5	6

<b>o</b>	<b>o</b>	<b>s</b>	<b>s</b>	<b>s</b>	<b>o</b>
1	2	3	4	5	6



To complete the message, look at the number below each circled letter. Find the matching number in the message below and write the letter on the line.

Sam's           ck      are      n the      t      ve.  
          1      2      3          4                  5      6

what

Say the word  
what aloud as  
you trace it.

what

Now practice writing the word once on each line.

Handwriting practice lines for the word "what". Each line set consists of a solid top line, a dashed middle line, and a solid bottom line. There are five such sets of lines provided for practice.





I wonder \_\_\_\_\_ is inside!



# Linking Letters

Draw a line to link the letters that make the word **what**.



Write the missing letters to make the word **what**.



on

Say the word **on**  
aloud as you trace it.

on

Now practice writing the word once on each line.

\_\_\_\_\_

\_\_\_\_\_

\_\_\_\_\_

\_\_\_\_\_


\_\_\_\_\_

\_\_\_\_\_

\_\_\_\_\_

\_\_\_\_\_

\_\_\_\_\_



My books are \_\_\_\_\_  
the desk.



# Follow the Line

Circle the word **on** in each sentence. Then draw a line to connect the circled words, and see which letters you pass through. Write the letters below to answer the riddle.

1. It was time to put on my coat.

l g i n t

2. It wasn't hanging on the coat rack.

p e s a o

3. I looked on my bed, but no coat.

d b y r b

4. Oops! I didn't turn the lights on!

c i w v l

5. It was on the table all along.

What has four legs but can't walk?

A \_ \_ \_ \_ e!



all

Say the word all  
aloud as you trace it.

all

Now practice writing the word once on each line.

\_\_\_\_\_

\_\_\_\_\_

\_\_\_\_\_

\_\_\_\_\_

\_\_\_\_\_

\_\_\_\_\_

\_\_\_\_\_

\_\_\_\_\_

\_\_\_\_\_

\_\_\_\_\_



I used \_\_\_\_\_ the  
puzzle pieces.



# Rhyme Time

Circle the pictures that rhyme with all. Underline the letters a-l-l in each word.



pail



call




fall



tall



salt



ball



bell



wall

# Review: Word Search

Find each word in the word search.

yes so what on all

y	e	s	w	n
e	w	o	n	l
a	t	l	l	y
w	h	a	t	a
l	l	s	y	e

Color the box that has all five review words spelled correctly.

1.

2.

3.

4.

5.

yes	yas	yes	yes	yes
soo	so	so	so	so
what	what	what	what	what
on	on	onn	on	on
all	all	all	all	ali



# Review: Story Surprise

Write the correct word from the word box to complete each sentence in the story.

yes so what on all

It was \_\_\_\_\_ cold outside today.  
1

The ground was \_\_\_\_\_ covered in snow.  
2 3 4

Did we go outside? \_\_\_\_\_, we did!

We put \_\_\_\_\_ our warm clothes.  
5 6

\_\_\_\_\_ did we do?  
7 8 9 10



For each number in the story sentences, find the matching number below. Write the letter on the line to find out what happened!

What did we do outside?

We h\_\_\_\_\_d a \_\_\_\_\_ b\_\_\_\_\_ fig \_\_\_\_\_!  
2 1 6 5 7 9 3 4 8 10

he

Say the word **he**  
aloud as you trace it.

he

Now practice writing the word once on each line.

\_\_\_\_\_

.....

\_\_\_\_\_

\_\_\_\_\_

.....


\_\_\_\_\_

\_\_\_\_\_

.....

\_\_\_\_\_

\_\_\_\_\_



\_\_\_\_\_ is my brother.



# Stay on Track

The word **he** is hidden two times on each track. Find the words and circle them.

h h e e e h e e h h

e e h i e h e e h e

h e e h h e n e e h

Circle all the words that spell **he**.



make

Say the word  
make aloud as  
you trace it.

make

Now practice writing the word once on each line.

\_\_\_\_\_

.....

\_\_\_\_\_

\_\_\_\_\_

.....

\_\_\_\_\_

\_\_\_\_\_


.....

\_\_\_\_\_

\_\_\_\_\_

.....

\_\_\_\_\_



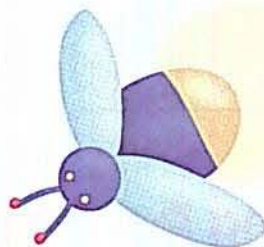
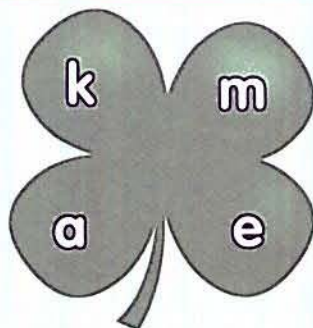
I can \_\_\_\_\_ my lunch.



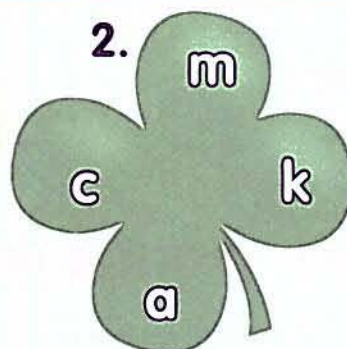
# Lucky Letters

Write **make** on the line under each lucky clover that makes the word **make**.

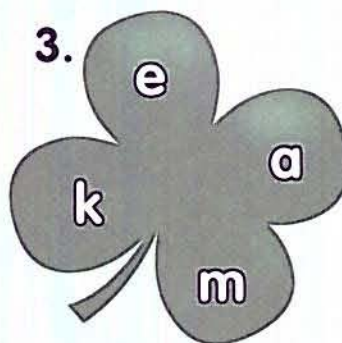
1.



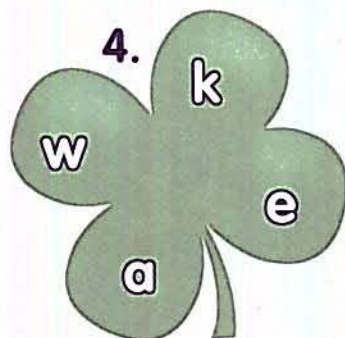
2.



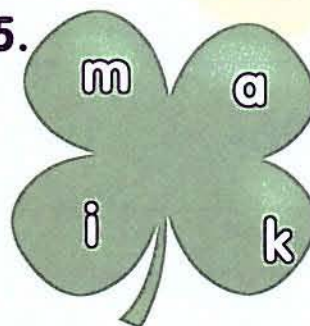
3.




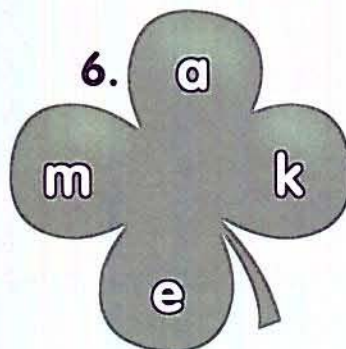
4.



5.



6.



did

Say the word **did**  
aloud as you trace it.

did

Now practice writing the word once on each line.

\_\_\_\_\_

.....

\_\_\_\_\_

\_\_\_\_\_

.....


\_\_\_\_\_

\_\_\_\_\_

.....

\_\_\_\_\_

\_\_\_\_\_



The dog \_\_\_\_\_ it.



# Tic-Tac-Toe

Circle the row that spells the word **did**.

i	d	d
d	i	i
i	i	d

Circle the row that has the word **did** three times.

did	did	bid
did	did	idd
did	dib	dad

blue

Say the word  
blue aloud as  
you trace it.

blue

Now practice writing the word once on each line.

\_\_\_\_\_

\_\_\_\_\_

\_\_\_\_\_

\_\_\_\_\_

\_\_\_\_\_


\_\_\_\_\_

\_\_\_\_\_

\_\_\_\_\_

\_\_\_\_\_

\_\_\_\_\_



My jeans are \_\_\_\_\_.



# Lost and Found

The word **blue** is hidden once in each line. Find the word and circle the letters.

**b** **l** **u** **e** **b** **l** **e** **u**  
1 2 3 4 5 6 7 8

**b** **u** **b** **l** **b** **l** **u** **e**  
1 2 3 4 5 6 7 8



To complete the message, look at the number below each circled letter. Find the matching number in the message below and write the letter on the line.

Sam's      as      a      is      nd      r the r      g.  
1 4 5 2 6 3 8 7


that

Say the word  
that aloud as  
you trace it.

that

Now practice writing the word once on each line.

Handwriting practice lines consisting of solid top and bottom lines with a dashed middle line for tracing.





I want \_\_\_\_\_ one.




# Linking Letters

Draw a line to link the letters that make the word **that**.



Write the missing letters to make the word **that**.



# Review: Word Search

Find each word in the word search.

he make did blue that



Color the box that has all five review words spelled correctly.

1.

2.

3.

4.






5.

he	ne	he	he	he
did	did	did	dib	did
maxe	make	make	make	make
blue	blue	blue	bloe	blue
that	that	thaf	that	that



# Review: Wormy Words

Read each sentence. Every time you see one of the review words, circle it. Then count how many circled words are in each sentence.

1.  He likes that blue hat. ☐
2.  We can make that. ☐
3.  Did he make that blue poster? ☐
4.  He did all that homework. ☐
5.  Did the sky look blue? ☐

The worm with the most words wins the race!  
Which worm is the winner? \_\_\_\_\_

Write your own sentence. Use as many of the review words as you can.

\_\_\_\_\_

# Review: Puzzle

Look at each set of boxes. Find the word whose letters fit in the boxes.

my  
say  
blue

no  
all  
like

it  
did  
three

he  
help  
yellow

yes  
that  
funny

1. h e

3.

5.

7.

9.

11.

13.

15.

2.

4.

6.

8.

10.

12.

14.



# Review: Riddle

Use the code to fill in the missing letters and solve the riddle.

good: b

make: r

little: A

help: m

we: u

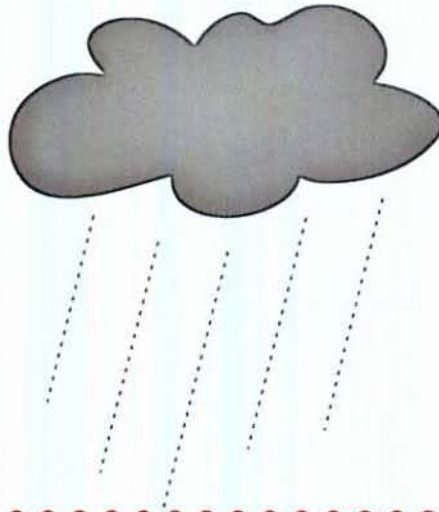
be: n

what: e

on: l

was: l

but: a



What goes up when the rain is falling down?

little   be   we   help   good   make   what   was   on   but





# THE JOURNAL

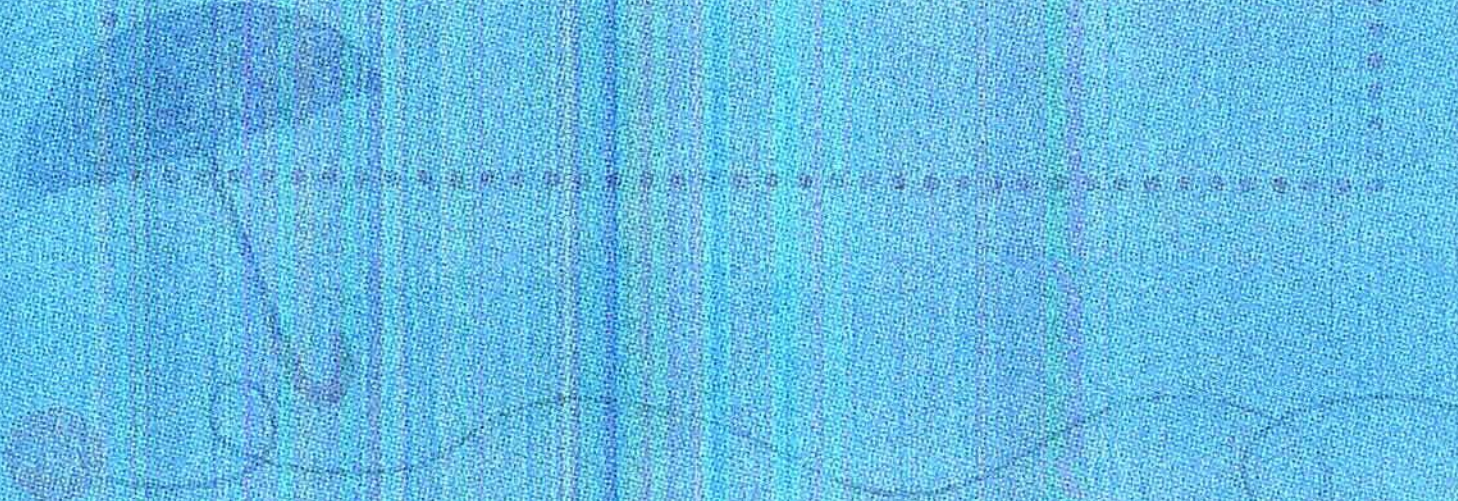
OF THE  
AMERICAN  
PSYCHOLOGICAL ASSOCIATION



Published by the American Psychological Association, 1200 17th Street, N.W., Washington, D.C. 20036

Volume 100, Number 1, January 1995

ISSN 0021-9045





# Level B

The sight words included in this section are:

after	could	her	please	they
again	do	him	pretty	this
any	eat	how	ride	too
are	every	into	round	under
as	four	let	saw	want
at	from	must	say	well
ate	get	new	she	went
black	give	now	some	white
brown	going	of	soon	who
by	had	our	thank	will
came	have	out	there	with

came

Say the word  
came aloud as  
you trace it.

came

Now practice writing the word once on each line.

Handwriting practice lines consisting of solid top and bottom lines with a dashed middle line. There are eight sets of these lines provided for practice.

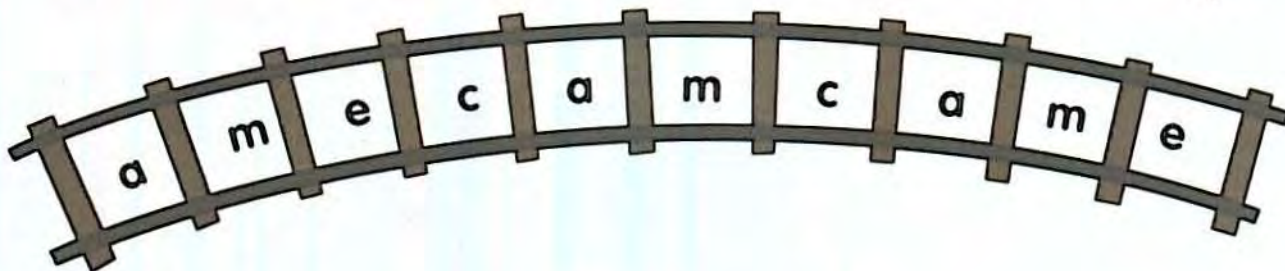
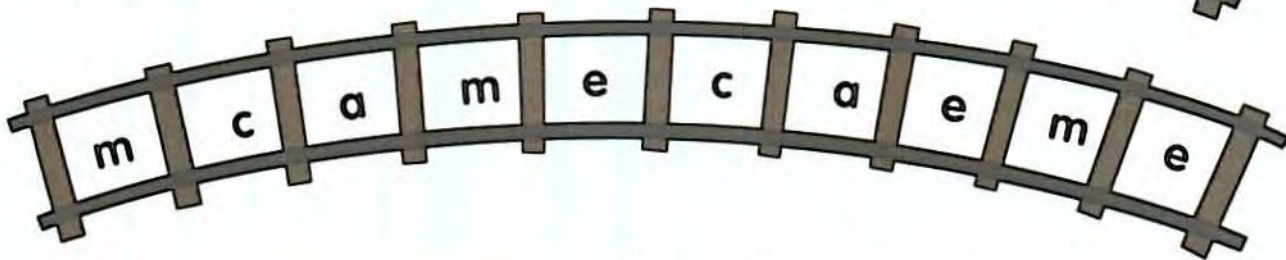



I \_\_\_\_\_ home late.



# Stay on Track

Find the word **came** on each track and circle it.



Circle all the words that spell **came**.





**black**

Say the word  
black aloud as  
you trace it.

black

Now practice writing the word once on each line.

\_\_\_\_\_

\_\_\_\_\_

\_\_\_\_\_

\_\_\_\_\_

\_\_\_\_\_


\_\_\_\_\_

\_\_\_\_\_

\_\_\_\_\_

\_\_\_\_\_

\_\_\_\_\_




I saw a \_\_\_\_\_ bear.



# Maze Craze

Help the bee find its way through the maze.  
Connect the letters b-l-a-c-k to make the word  
black.





four

Say the word  
four aloud as  
you trace it.

four

Now practice writing the word once on each line.

\_\_\_\_\_

\_\_\_\_\_

\_\_\_\_\_

\_\_\_\_\_

\_\_\_\_\_


\_\_\_\_\_

\_\_\_\_\_

\_\_\_\_\_

\_\_\_\_\_

\_\_\_\_\_



I am \_\_\_\_\_ years old.



The letters for the word **four** are out of order! If the letters can be unscrambled to make the word **four**, write the word on the line. If not, leave it blank.

**OUT OF ORDER**

[illegible]




do

Say the word **do**  
aloud as you trace it.

do

Now practice writing the word once on each line.

Handwriting practice lines consisting of solid top and bottom lines with a dashed middle line for tracing.



What \_\_\_\_\_ you want to eat?

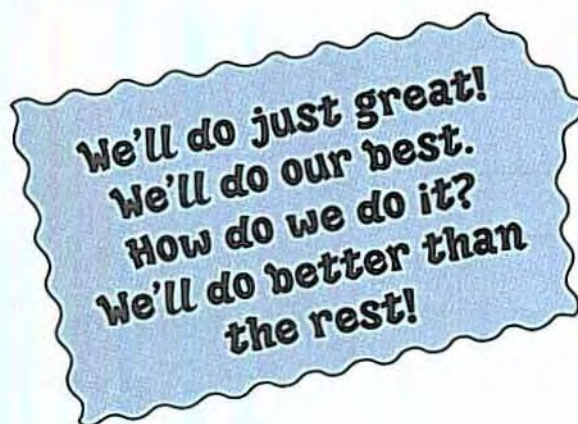


# Three Cheers

Circle the word **do** every time it appears. Count the number of circled words in each cheer and write it in the box.



Team A



Team B

Which team's cheer has the higher number? \_\_\_\_\_

too

Say the word too  
aloud as you trace it.

too

Now practice writing the word once on each line.

\_\_\_\_\_

\_\_\_\_\_

\_\_\_\_\_

\_\_\_\_\_

\_\_\_\_\_


\_\_\_\_\_

\_\_\_\_\_

\_\_\_\_\_

\_\_\_\_\_

\_\_\_\_\_




It's \_\_\_\_\_ hot.



# Hide and Seek

Some of the words in the treetop have **too** hidden inside. Find the words and write them on the lines below. Circle the letters **t-o-o** in each word.





# Review: Word Search

Find each word in the word search.

came black four do too



Color the column that has all five words spelled correctly.

1.	2.	3.	4.	5.
back	tou	came	bak	four
due	four	do	came	too
came	do	four	do	cawe
foar	came	too	too	do
too	back	black	four	back



# Review: Black Out!

Read each sentence, then find the missing word in the boxes. Put an X through all the boxes that show the missing word.

A.

black	too
do	four

B.

came	do
black	too

1. It was \_\_\_\_\_ muddy to play outside.
2. So we \_\_\_\_\_ inside.
3. Later, Mom saw \_\_\_\_\_ mud on the floor.
4. I didn't \_\_\_\_\_ it!
5. My dog had left \_\_\_\_\_ muddy footprints.



Which square has all its boxes marked off first? \_\_\_\_\_

into

Say the word **into**  
aloud as you trace it.

into

Now practice writing the word once on each line.

\_\_\_\_\_

.....

\_\_\_\_\_

.....

\_\_\_\_\_


.....

\_\_\_\_\_

.....

\_\_\_\_\_

.....



I fell \_\_\_\_\_ the hole.



# Crack the Code

The word **into** is hidden once in each line. Find the word and circle the letters. Then use the code to complete the riddle below.

i	n	t	o	n	t	o	t
#	=	<	@	X	+	*	&

i	n	t	n	i	n	t	o
<	@	#	=	*	X	+	&



Why is the moon always so tired?

Because   t stays   u   all     gh   l    g!  
                   #                  @                  <                  X                  \*                  +                  &                  =

are

Say the word are  
aloud as you trace it.

are

Now practice writing the word once on each line.

\_\_\_\_\_

\_\_\_\_\_

\_\_\_\_\_

\_\_\_\_\_

\_\_\_\_\_

\_\_\_\_\_

\_\_\_\_\_

\_\_\_\_\_

\_\_\_\_\_

\_\_\_\_\_



We \_\_\_\_\_ dancers.



# Tic-Tac-Toe

Circle the row that spells the word **are**.

a	e	r
e	r	e
a	e	e

Circle the row that has the word **are** three times.

are	are	aer
art	are	are
are	are	arr

going

Say the word  
going aloud as  
you trace it.

going

Now practice writing the word once on each line.

\_\_\_\_\_

\_\_\_\_\_

\_\_\_\_\_

\_\_\_\_\_

\_\_\_\_\_

\_\_\_\_\_

\_\_\_\_\_

\_\_\_\_\_

\_\_\_\_\_

\_\_\_\_\_



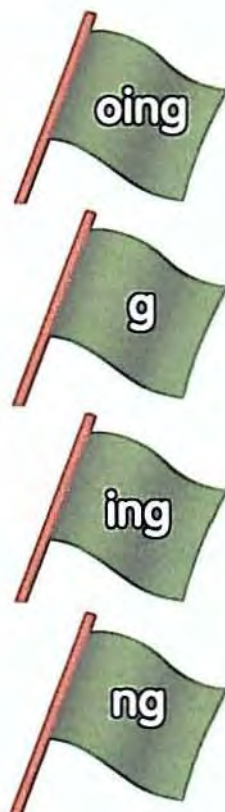
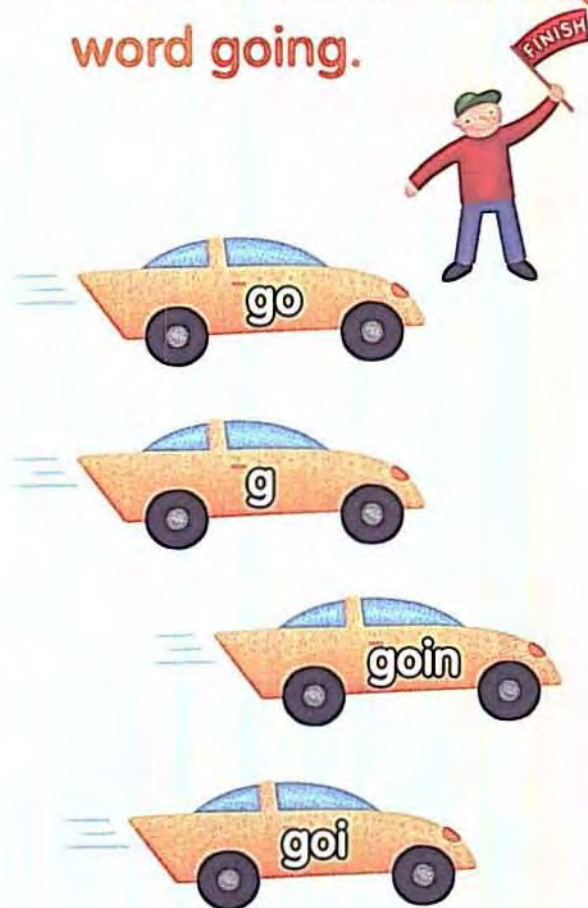
I am \_\_\_\_\_ to school.



# The Finish Line



Draw a line to the flag with the letters that finish the word going.



Do the letters in the flags make the word going?  
Circle Yes or No.

1.



Yes No

2.



Yes No

3.



Yes No

4.



Yes No

have

Say the word  
have aloud as  
you trace it.

have

Now practice writing the word once on each line.

\_\_\_\_\_

\_\_\_\_\_

\_\_\_\_\_

\_\_\_\_\_

\_\_\_\_\_


\_\_\_\_\_

\_\_\_\_\_

\_\_\_\_\_

\_\_\_\_\_

\_\_\_\_\_




I \_\_\_\_\_ a new doll.



# Word Hunt

The word **have** is in the story five times. Hunt for the word and circle it each time it appears.



Have you seen my hat? I have been looking for half the day. I need some help to find it. I usually hang it in the hall. I have a special hook for my hat. But it's not there!

I have to find it soon. My head needs a hat. It's the only hat I have!

Circle the hats with the word **have** inside.

1.



2.



3.



4.



5.



6.





at

Say the word **at**  
aloud as you trace it.

at

Now practice writing the word once on each line.

\_\_\_\_\_

\_\_\_\_\_

\_\_\_\_\_

\_\_\_\_\_

\_\_\_\_\_


\_\_\_\_\_

\_\_\_\_\_

\_\_\_\_\_

\_\_\_\_\_

\_\_\_\_\_




I am \_\_\_\_\_ the park.



# Rhyme Time


Circle the pictures that rhyme with **at**. Underline the letters **a-t** in each word.



hat



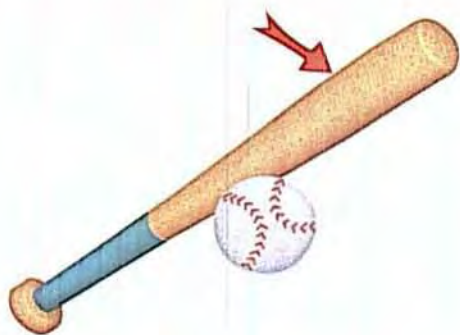
rat



art



ant



bat



cat



mat



pot

# Review: Word Search

Find each word in the word search.

into are going have at



Color the column that has all five words spelled correctly.

1.	2.	3.	4.	5.
gonig	are	into	have	at
have	at	are	intoo	hane
are	imto	going	going	going
into	going	have	at	ane
att	hawe	at	are	into



# Review: Story Code

Look for the review words as you read the story. Follow the code each time you see a review word.

**into** circle it

**are** underline

**going** make a box

**have** wavy line

✓ **at** put a check

I always have my birthday party at home. This year, I wanted to have it someplace new.

"We are going somewhere different," my family said.

"You are going to have a great time."

We all got into the car.

"Where are we going?" I asked.

"It's a surprise," they said. "You have to close your eyes."

"Are we there yet?" I asked.

"You have to be patient!" they said.

After a long drive, the car stopped.

"We're at the beach!" I said.

We all jumped into the water.





**must**

Say the word  
must aloud as  
you trace it.

must

Now practice writing the word once on each line.

\_\_\_\_\_

\_\_\_\_\_

\_\_\_\_\_

\_\_\_\_\_

\_\_\_\_\_


\_\_\_\_\_

\_\_\_\_\_

\_\_\_\_\_

\_\_\_\_\_

\_\_\_\_\_

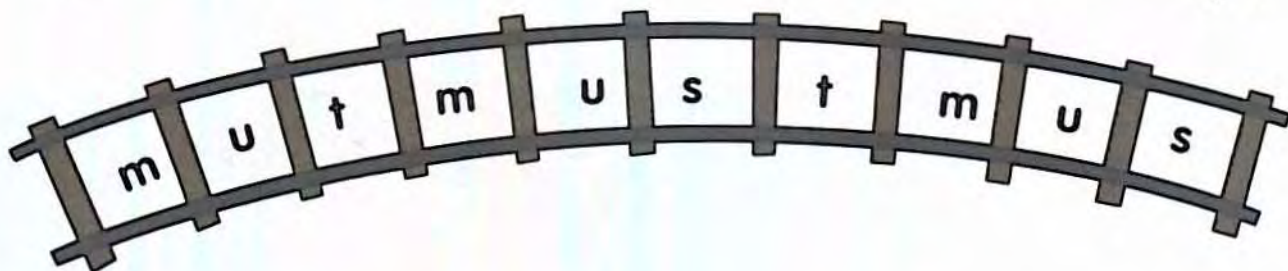
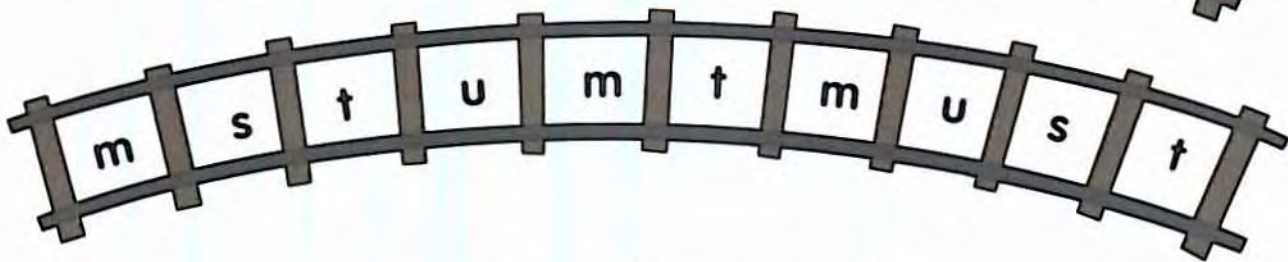



You \_\_\_\_\_ go to bed.




# Stay on Track

Find the word **must** on each track and circle it.



Circle all the words that spell **must**.





**brown**

Say the word  
brown aloud as  
you trace it.

brown

Now practice writing the word once on each line.

\_\_\_\_\_

\_\_\_\_\_

\_\_\_\_\_

\_\_\_\_\_

\_\_\_\_\_


\_\_\_\_\_

\_\_\_\_\_

\_\_\_\_\_

\_\_\_\_\_

\_\_\_\_\_



The peanuts are \_\_\_\_\_.



Help the monkey find its way through the maze.  
Connect the letters b-r-o-w-n to make the word brown.

Help the monkey find its way through the maze.  
Connect the letters b-r-o-w-n to make the word brown.





soon

Say the word  
soon aloud as  
you trace it.

soon

Now practice writing the word once on each line.

\_\_\_\_\_

\_\_\_\_\_

\_\_\_\_\_

\_\_\_\_\_

\_\_\_\_\_

\_\_\_\_\_

\_\_\_\_\_

\_\_\_\_\_

\_\_\_\_\_

\_\_\_\_\_



The pie will be done \_\_\_\_\_.



# Out of Order

The letters for the word **soon** are out of order! If the letters can be unscrambled to make the word **soon**, write the word on the line. If not, leave it blank.

on  
oc

ns  
eo

os  
no

sn  
oo

os  
ro

on  
so

OUT OF ORDER

Blank lined paper for writing.

say

Say the word say  
aloud as you trace it.

say

Now practice writing the word once on each line.

\_\_\_\_\_

\_\_\_\_\_

\_\_\_\_\_

\_\_\_\_\_

\_\_\_\_\_


\_\_\_\_\_

\_\_\_\_\_

\_\_\_\_\_

\_\_\_\_\_

\_\_\_\_\_



You \_\_\_\_\_ it first.



# Three Cheers

Circle the word **say** every time it appears. Count the number of circled words in each cheer and write it in the box.

When I say "go" you say  
"fight." Go! Go! Fight!  
Fight! When I say "win" you  
say "tonight." Win! Win!  
Tonight! Tonight!

You say you're so great.  
You say you're the  
best. But we're here to  
say we're better than  
the rest.



Team A

Team B

Which team's cheer has the higher number? \_\_\_\_\_



**under**

Say the word  
under aloud as  
you trace it.

under

Now practice writing the word once on each line.

\_\_\_\_\_

\_\_\_\_\_

\_\_\_\_\_

\_\_\_\_\_

\_\_\_\_\_


\_\_\_\_\_

\_\_\_\_\_

\_\_\_\_\_

\_\_\_\_\_

\_\_\_\_\_



My shoes are \_\_\_\_\_ the bed.



# Hide and Seek

Some of the words in the treetop have **under** hidden inside. Find the words and write them on the lines below. Circle the letters **u-n-d-e-r** in each word.






# Review: Word Search

Find each word in the word search.

must brown soon so under



Color the column that has all five words spelled correctly.

1.

2.

3.

4.

5.

ander	soon	broun	must	under
must	muzt	under	brown	so
soo	brown	must	soon	must
brown	under	soon	so	browm
soon	so	so	under	soom



# Review: **Black Out!**

Read each sentence, then find the missing word in the boxes. Put an X through all the boxes that show the missing word.

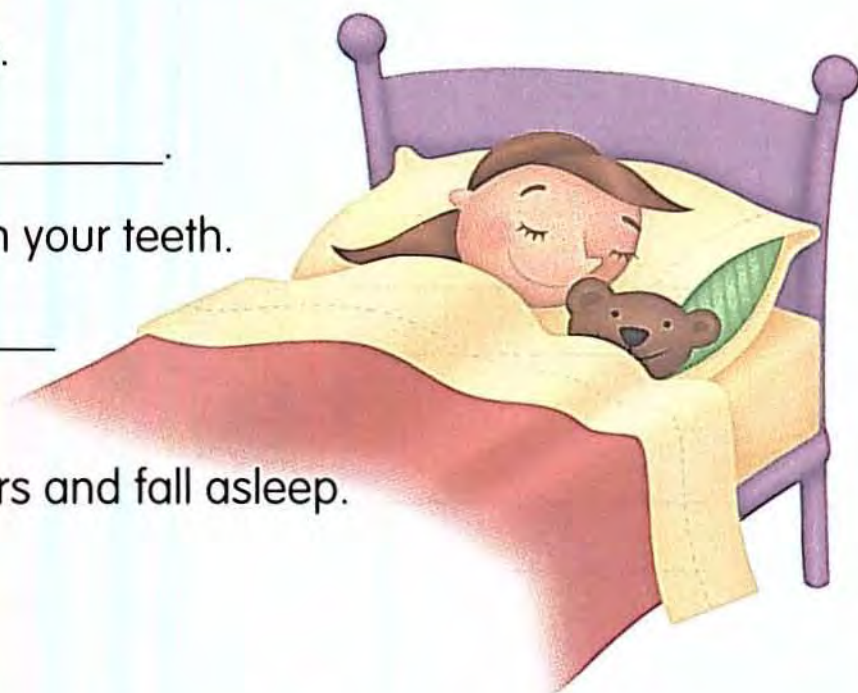
A.

so	must
brown	under

B.

brown	soon
so	must

1. It's getting \_\_\_\_\_ late.
2. It will be time for bed \_\_\_\_\_.
3. First you \_\_\_\_\_ brush your teeth.
4. Don't forget your \_\_\_\_\_ teddy bear.
5. Get \_\_\_\_\_ the covers and fall asleep.



Which square has all its boxes marked off first? \_\_\_\_\_

ride

Say the word  
ride aloud as  
you trace it.

ride

Now practice writing the word once on each line.

\_\_\_\_\_

.....

\_\_\_\_\_

.....

\_\_\_\_\_

.....


\_\_\_\_\_

.....

\_\_\_\_\_

.....

\_\_\_\_\_



I can \_\_\_\_\_ my bike.




# Crack the Code

The word **ride** is hidden once in each line. Find the word and circle the letters. Then use the code to complete the riddle below.

d	r	i	d	e	r	i	d
*	#	+	@	X	<	=	&

i	r	d	r	i	d	e	r
X	@	X	=	*	<	&	+



Why did the girl put her umbrella in her piggy bank?

She want               to sav               t fo        a        a        ny  
                   X    @                    &    \*            =            #    +  
       ay.  
       <

get

Say the word get  
aloud as you trace it.

get

Now practice writing the word once on each line.

\_\_\_\_\_

\_\_\_\_\_

\_\_\_\_\_

\_\_\_\_\_

\_\_\_\_\_


\_\_\_\_\_

\_\_\_\_\_

\_\_\_\_\_

\_\_\_\_\_

\_\_\_\_\_



Can I \_\_\_\_\_ a candy bar?



# Tic-Tac-Toe

Circle the row that spells the word **get**.

e	t	g
g	e	t
g	t	e

Circle the row that has the word **get** three times.

got	pet	get
get	get	gte
get	get	gel

after

Say the word  
after aloud as  
you trace it.

after

Now practice writing the word once on each line.

\_\_\_\_\_

\_\_\_\_\_

\_\_\_\_\_

\_\_\_\_\_

\_\_\_\_\_

\_\_\_\_\_

\_\_\_\_\_

\_\_\_\_\_

\_\_\_\_\_

\_\_\_\_\_




You can have dessert  
dinner.



# The Finish Line



Draw a line to the flag with the letters that finish the word **after**.



Do the letters in the flags make the word **after**?  
Circle Yes or No.

1.



Yes No

2.



Yes No

3.



Yes No

4.



Yes No

they

Say the word  
they aloud as  
you trace it.

they

Now practice writing the word once on each line.

\_\_\_\_\_

\_\_\_\_\_

\_\_\_\_\_

\_\_\_\_\_

\_\_\_\_\_


\_\_\_\_\_

\_\_\_\_\_

\_\_\_\_\_

\_\_\_\_\_

\_\_\_\_\_



\_\_\_\_\_ are my parents.



# Word Hunt

The word **they** is in the story five times. Hunt for the word and circle it each time it appears.



I have twin brothers, Tim and Jim. They look exactly the same. They have brown hair and blue eyes. Today they have on matching clothes. Both of them are wearing white shirts and jeans. Hey, I can't tell them apart! I hope they tell me who is who. If not, then they will be in big trouble!

Circle the shirts with the word **they** inside.



- |  |  |  |
|--|--|--|
| 1.  | 2.  | 3.  |
| 4.  | 5.  | 6.  |



ate

Say the word ate  
aloud as you trace it.

ate

Now practice writing the word once on each line.

\_\_\_\_\_

\_\_\_\_\_

\_\_\_\_\_

\_\_\_\_\_

\_\_\_\_\_


\_\_\_\_\_

\_\_\_\_\_

\_\_\_\_\_

\_\_\_\_\_

\_\_\_\_\_



I \_\_\_\_\_ all the cake.




# Rhyme Time


Circle the pictures that rhyme with ate. Underline the letters a-t-e in each word.



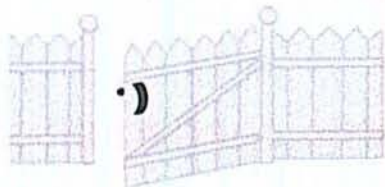
eat




date



bath



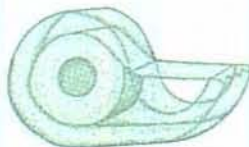
gate



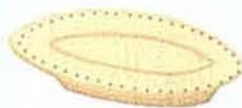
boat



late



tape



plate

# Review: Word Search

Find each word in the word search.

ride get after they ate

t	a	f	e	r
h	t	h	e	i
e	a	t	g	d
y	f	e	e	e
a	t	e	t	r

Color the column that has all five words spelled correctly.

1.

2.

3.

4.

5.

gat	after	they	ate	ride
after	thye	ate	ride	get
atte	get	ribe	after	they
they	ride	get	gete	after
ride	ate	after	they	ate



# Review: Story Code

Look for the review words as you read the story.  
Follow the code each time you see a review word.

**ride** circle it

**get** underline

**after** make a box

**they** wavy line

✓ **ate** put a check

Amy and Ella went to the fair. First they saw the animals. A pony ate a carrot out of Ella's hand. After that, Ella wanted to go on a ride.

"Let's ride the Ferris wheel," Ella said.

"We need to get some tickets first," Amy said.

After they got tickets, they went on the ride. Then they decided to get hot dogs.

After they ate, they went home.  
They decided to come to the fair every year!





him

Say the word him  
aloud as you trace it.

him

Now practice writing the word once on each line.

\_\_\_\_\_

.....

\_\_\_\_\_

.....

\_\_\_\_\_


.....

\_\_\_\_\_

.....

\_\_\_\_\_

.....

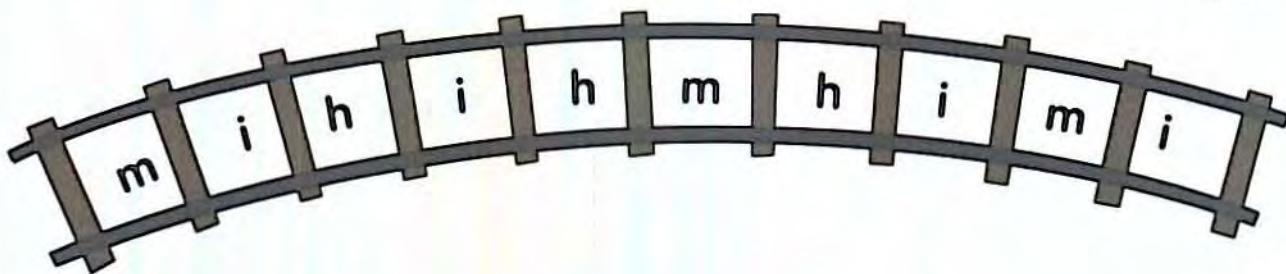
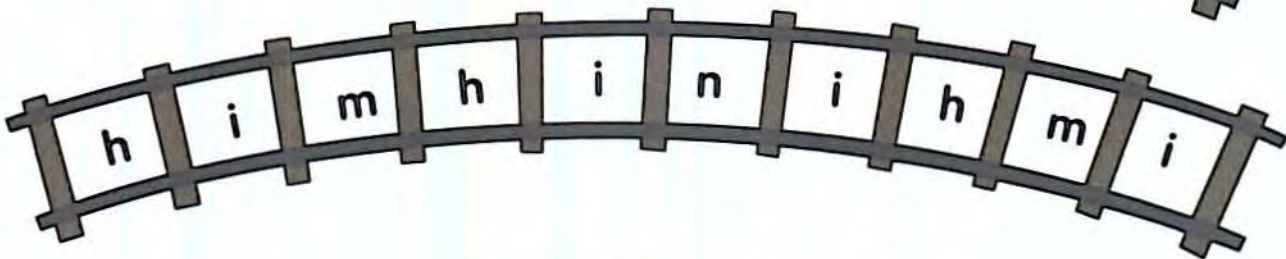
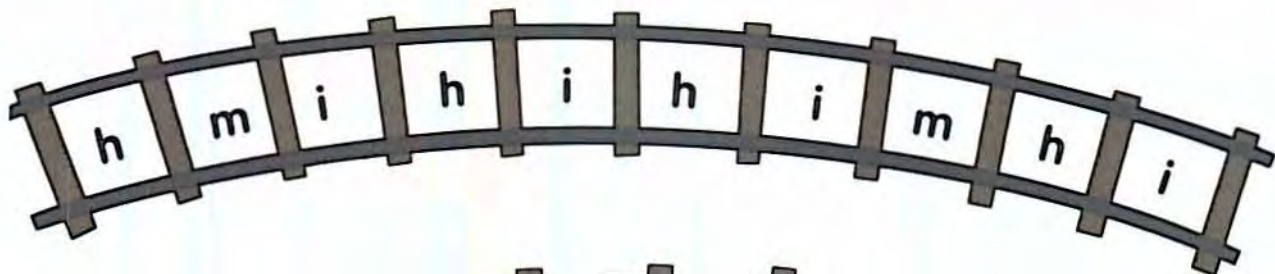


I sit next to \_\_\_\_\_.




# Stay on Track

Find the word **him** on each track and circle it.



Circle all the words that spell **him**.





please

Say the word  
please aloud as  
you trace it.

please

Now practice writing the word once on each line.

\_\_\_\_\_

\_\_\_\_\_

\_\_\_\_\_

\_\_\_\_\_

\_\_\_\_\_


\_\_\_\_\_

\_\_\_\_\_

\_\_\_\_\_

\_\_\_\_\_

\_\_\_\_\_





May I \_\_\_\_\_ have some more?



# Maze Craze

Help the fish find its way through the maze.

Connect the letters p-l-e-a-s-e to make the word please.





let

Say the word let  
aloud as you trace it.

let

Now practice writing the word once on each line.

\_\_\_\_\_

\_\_\_\_\_

\_\_\_\_\_

\_\_\_\_\_

\_\_\_\_\_

\_\_\_\_\_

\_\_\_\_\_

\_\_\_\_\_

\_\_\_\_\_

\_\_\_\_\_

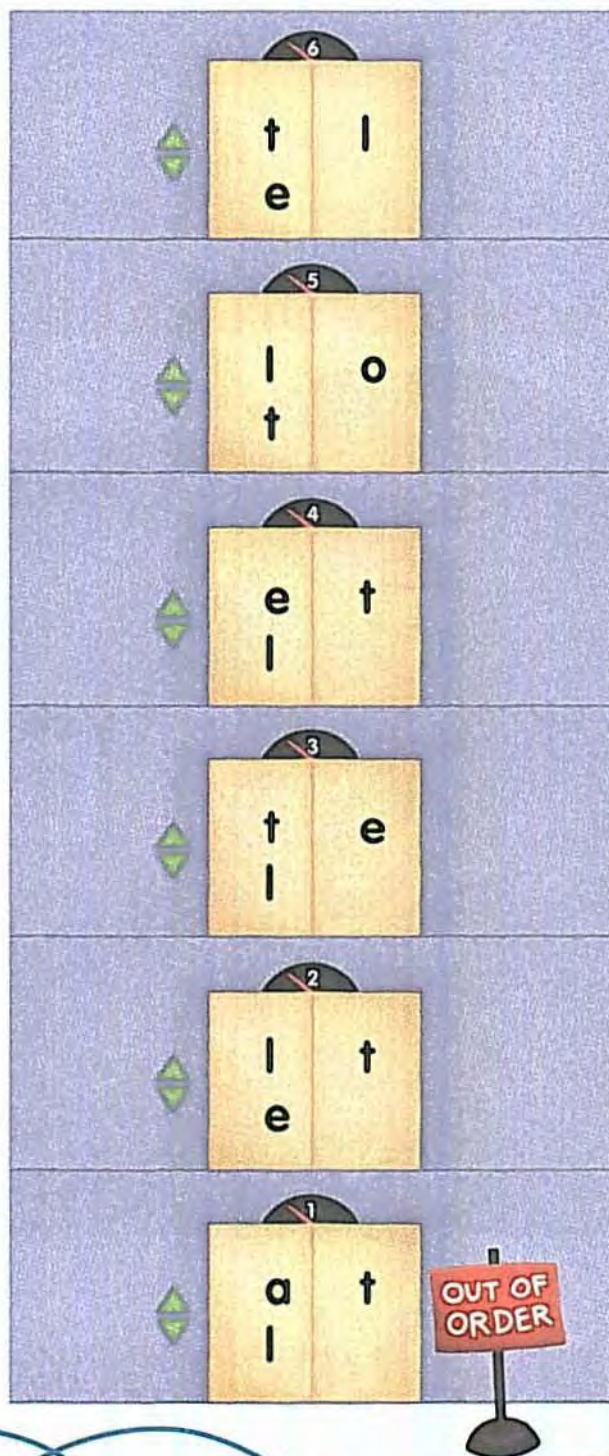


Please \_\_\_\_\_ me in.



# Out of Order

The letters for the word **let** are out of order! If the letters can be unscrambled to make the word **let**, write the word on the line. If not, leave it blank.



\_\_\_\_\_

.....

\_\_\_\_\_

.....

\_\_\_\_\_

.....

\_\_\_\_\_

.....

\_\_\_\_\_

.....

\_\_\_\_\_

.....

\_\_\_\_\_

.....

\_\_\_\_\_

.....



will

Say the word **will**  
aloud as you trace it.

will

Now practice writing the word once on each line.

\_\_\_\_\_

\_\_\_\_\_

\_\_\_\_\_

\_\_\_\_\_

\_\_\_\_\_

\_\_\_\_\_

\_\_\_\_\_

\_\_\_\_\_

\_\_\_\_\_

\_\_\_\_\_



We \_\_\_\_\_ have lunch soon.



# Three Cheers

Circle the word **will** every time it appears. Count the number of circled words in each cheer and write it in the box.

Who will clap their hands?  
Who will give a cheer?  
Who will shout "Go Team"?  
So everyone will hear!



Our team will play  
Our team will score  
And when they win  
The crowd will roar



Team A

Team A

Team B

Team B

Which team's cheer has the higher number? \_\_\_\_\_



any

Say the word any  
aloud as you trace it.

any

Now practice writing the word once on each line.

\_\_\_\_\_

\_\_\_\_\_

\_\_\_\_\_

\_\_\_\_\_

\_\_\_\_\_

\_\_\_\_\_

\_\_\_\_\_

\_\_\_\_\_

\_\_\_\_\_

\_\_\_\_\_




Do you have \_\_\_\_\_ gum?



# Hide and Seek

Some of the words in the treetop have **any** hidden inside. Find the words and write them on the lines below. Circle the letters **a-n-y** in each word.






# Review: Word Search!

Find each word in the word search.

him please let will any



Color the column that has all five words spelled correctly.

1.	2.	3.	4.	5.
lef	him	will	let	please
will	please	amy	him	will
please	let	please	will	any
hin	will	let	any	hlm
any	any	hin	please	let



# Review: Black Out!

Read each sentence, then find the missing word in the boxes. Put an X through all the boxes that show the missing word.

A.

let	please
will	him

B.

any	him
will	let

1. Could you \_\_\_\_\_ open the door?
2. The dog needs to be \_\_\_\_\_ out.
3. You should take \_\_\_\_\_ outside.
4. \_\_\_\_\_ you take him on a walk?
5. Don't let him bark at \_\_\_\_\_ kids.




Which square has all its boxes marked off first? \_\_\_\_\_

went

Say the word  
went aloud as  
you trace it.

went

Now practice writing the word once on each line.



I \_\_\_\_\_ down the slide.




# Crack the Code

The word **went** is hidden once in each line. Find the word and circle the letters. Then use the code to complete the riddle below.

w	n	t	w	e	n	t	n
*	#	+	@	X	<	=	&

e	w	e	n	t	w	e	n
X	#	&	+	*	<	@	=



**Why couldn't the skeleton go to the dance?**

Th  r     as  't a  y body for him   o

go   i  h.

new

Say the word new  
aloud as you trace it.

new

Now practice writing the word once on each line.

\_\_\_\_\_

\_\_\_\_\_

\_\_\_\_\_

\_\_\_\_\_

\_\_\_\_\_


\_\_\_\_\_

\_\_\_\_\_

\_\_\_\_\_

\_\_\_\_\_

\_\_\_\_\_



I got a \_\_\_\_\_ bike.



# Tic-Tac-Toe

Circle the row that spells the word **new**.

n	w	n
w	n	e
e	e	w

Circle the row that has the word **new** three times.

new	mew	new
mew	new	new
new	new	now

could

Say the word  
could aloud as  
you trace it.

could

Now practice writing the word once on each line.

\_\_\_\_\_

\_\_\_\_\_

\_\_\_\_\_

\_\_\_\_\_

\_\_\_\_\_


\_\_\_\_\_

\_\_\_\_\_

\_\_\_\_\_

\_\_\_\_\_

\_\_\_\_\_



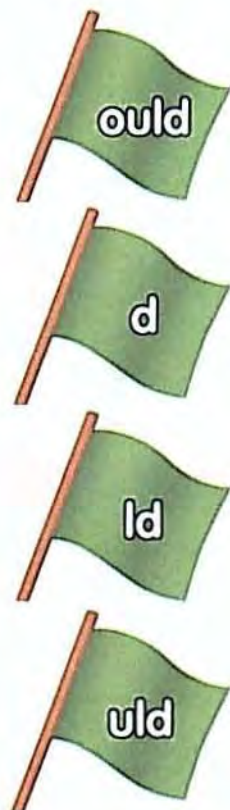

I \_\_\_\_\_ eat the whole pie!



# The Finish Line



Draw a line to link the letters that make the word **could**.



Do the letters in the flags make the word **could**?  
Circle Yes or No.

1.



Yes No

2.



Yes No

3.



Yes No

4.



Yes No


there

Say the word  
there aloud as  
you trace it.

there

Now practice writing the word once on each line.

Handwriting practice lines consisting of solid top and bottom lines with a dashed middle line for tracing.



My shoes are over \_\_\_\_\_.



# Word Hunt





The word **there** is in the story five times. Hunt for the word and circle it each time it appears.



Where did all the cookies go?  
This morning there were three cookies. They were right there in the jar. Now there aren't any cookies! They're all gone! But I can still smell cookies. It's coming from over there by the oven. There is a new batch of cookies! I can't wait to eat them all up.

Circle the cookie jars with the word **there** inside.



- |    |   |    |   |    |   |
|----|---|----|---|----|---|
| 1. |  | 2. |  | 3. |  |
| 4. |  | 5. |  | 6. |  |



eat

Say the word **eat**  
aloud as you trace it.

eat

Now practice writing the word once on each line.

\_\_\_\_\_

\_\_\_\_\_

\_\_\_\_\_

\_\_\_\_\_

\_\_\_\_\_


\_\_\_\_\_

\_\_\_\_\_

\_\_\_\_\_

\_\_\_\_\_

\_\_\_\_\_



It's time to \_\_\_\_\_.



# Rhyme Time

Circle the pictures that rhyme with **eat**. Underline the letters **e-a-t** in each word.



heat



neat



skate



tea



ear



seat



meat



read

# Review: Word Search

Find each word in the word search.

went new could there eat

t	e	a	t	c	o
h	a	w	e	n	c
t	h	e	r	e	o
e	n	a	l	n	u
w	e	w	d	e	l
e	w	e	n	t	d

Color the column that has all five words spelled correctly.

1.	2.	3.	4.	5.
went	new	could	there	eat
nev	could	there	eat	went
could	theer	new	went	go
eet	went	weht	new	there
there	mew	eat	could	cuold



# Review: Story Code

Look for the review words as you read the story.  
Follow the code each time you see a review word.

went circle it

new underline

could make a box

there wavy line

✓eat put a check

Zack could not think of anything fun to do. He wanted to try something new. He decided to bake a pie that he could eat.

Then, his friend Josh came over with a new ball. The boys went outside to play with it. Zack forgot there was a pie baking in the oven.

"I'm so hungry, I could eat a pie," Josh said.

"There is a pie in the oven!" Zack said. The boys went inside. The pie was burned. There was nothing they could do.

"Let's bake a new pie," Josh said.

"And this time, let's make sure we get to eat it!" Zack said.





# Review: Riddle

Use the code to fill in the missing letters and answer the knock knock joke.

came: i

black: t

are: i

have: l

soon: o

so: n

ride: s

ate: A

him: c

please: r

let: e

will: h

new: o

there: d

eat: a

Knock knock.

Who's there?

ate

so

came

black

eat

ate

so

came

black

eat

who?

ate

so

came

black

eat

please

are

there

let

to

ride

him


will

soon

new

have

!





# Review: Race

Look at each set of boxes. Find the word whose letters fit in the boxes.

going    at    under    do    must  
brown    they    went    could    get  
too    after    into    any    four

1.  m  u  s  t
2.
3.
4.
5.
6.
7.
8.
9.
10.
11.
12.
13.
14.
15.




now

Say the word now  
aloud as you trace it.

now

Now practice writing the word once on each line.

Handwriting practice lines consisting of solid top and bottom lines with a dashed middle line for tracing.




It's time for bed \_\_\_\_\_.



# Stay on Track

Find the word **now** on each track and circle it.



Circle all the words that spell **now**.





pretty

Say the word  
pretty aloud as  
you trace it.

pretty

Now practice writing the word once on each line.

Handwriting practice lines consisting of solid top and bottom lines with a dashed middle line for tracing.



You look \_\_\_\_\_!



pretty

Say the word  
pretty aloud as  
you trace it.

pretty

Now practice writing the word once on each line.

Handwriting practice lines consisting of solid top and bottom lines with a dashed middle line for tracing.



You look \_\_\_\_\_!

this

Say the word  
this aloud as  
you trace it.

this

Now practice writing the word once on each line.

\_\_\_\_\_

\_\_\_\_\_

\_\_\_\_\_

\_\_\_\_\_

\_\_\_\_\_


\_\_\_\_\_

\_\_\_\_\_

\_\_\_\_\_

\_\_\_\_\_

\_\_\_\_\_



I sit at \_\_\_\_\_ desk.



# Out of Order

The letters for the word **this** are out of order! If the letters can be unscrambled to make the word **this**, write the word on the line. If not, leave it blank.

A vertical sequence of six cards, each with a number in a black semi-circle at the top and a green double-headed arrow on the left. The cards show the following letter pairs:

- Card 6: t, s
- Card 5: h, f
- Card 4: s, t
- Card 3: t, n
- Card 2: i, h
- Card 1: h, s

At the bottom right, there is a red sign that says "OUT OF ORDER".

[illegible]

give

Say the word  
give aloud as  
you trace it.

give

Now practice writing the word once on each line.

\_\_\_\_\_

\_\_\_\_\_

\_\_\_\_\_

\_\_\_\_\_

\_\_\_\_\_

\_\_\_\_\_

\_\_\_\_\_

\_\_\_\_\_

\_\_\_\_\_



I like to \_\_\_\_\_ my mom  
flowers.



# Three Cheers

Circle the word **give** every time it appears. Count the number of circled words in each cheer and write it in the box.

Give me a W!  
Give me an I!  
Give me an N!  
What does it spell?  
Win!



Put your hands  
together. Give our team  
a shout! You can also  
give a cheer. That's  
what it's all about!



Team A

Team A

Team B

Team B

Which team's cheer has the higher number? \_\_\_\_\_



every

Say the word  
every aloud as  
you trace it.

every

Now practice writing the word once on each line.

\_\_\_\_\_

\_\_\_\_\_

\_\_\_\_\_

\_\_\_\_\_

\_\_\_\_\_


\_\_\_\_\_

\_\_\_\_\_

\_\_\_\_\_

\_\_\_\_\_

\_\_\_\_\_




I do my homework \_\_\_\_\_ day.



# Hide and Seek

Some of the words in the treetop have **every** hidden inside. Find the words and write them on the lines below. Circle the letters **e-v-e-r-y** in each word.





# Review: Word Search

Find each word in the word search.

now pretty this give every

e	p	g	i	v	e
v	r	i	n	o	r
y	e	v	e	r	y
n	t	i	i	v	t
o	t	h	s	g	t
w	y	t	h	i	s

Color the column that has all five words spelled correctly.

1.

2.

3.

4.

5.

evrey	this	prety	now	nuw
this	giv	evry	pretty	this
now	every	give	give	prety
pritty	pretty	this	this	every
give	now	mow	every	giv



# Review: **Black Out!**

Read each sentence, then find the missing word in the boxes. Put an X through all the boxes that show the missing word.

A.

give	pretty
this	every

B.

now	give
every	pretty

1. What can I \_\_\_\_\_ my mom for Mother's Day?
2. It seems like \_\_\_\_\_ year I buy flowers.
3. I want to get something new \_\_\_\_\_ year.
4. A \_\_\_\_\_ dress would be a nice gift.
5. All I need to do \_\_\_\_\_ is go buy one!



Which square has all its boxes marked off first? \_\_\_\_\_

she

Say the word she  
aloud as you trace it.

she

Now practice writing the word once on each line.

\_\_\_\_\_

\_\_\_\_\_

\_\_\_\_\_

\_\_\_\_\_

\_\_\_\_\_


\_\_\_\_\_

\_\_\_\_\_

\_\_\_\_\_

\_\_\_\_\_

\_\_\_\_\_



\_\_\_\_\_ is my sister.



# Crack the Code

The word she is hidden once in each line. Find the word and circle the letters. Then use the code to complete the riddle below.

h	s	h	e	s	h	s	e
*	#	+	@	X	<	=	&

s	h	h	s	h	e	e	h
X	#	&	=	*	<	@	+



Why did the boy put sugar under his pillow?

So   e would   ave   w     t dream  .  
\*                    +                    =                    <                    @                    #

saw

Say the word saw  
aloud as you trace it.

saw

Now practice writing the word once on each line.

\_\_\_\_\_

\_\_\_\_\_

\_\_\_\_\_

\_\_\_\_\_

\_\_\_\_\_

\_\_\_\_\_

\_\_\_\_\_

\_\_\_\_\_

\_\_\_\_\_

\_\_\_\_\_



I \_\_\_\_\_ a deer.



# Tic-Tac-Toe

Circle the row that spells the word **saw**.

s	w	w
w	a	w
s	w	s

Circle the row that has the word **saw** three times.

saw	saw	swa
suw	saw	saw
sow	sew	saw

again

Say the word  
again aloud as  
you trace it.

again

Now practice writing the word once on each line.

\_\_\_\_\_

\_\_\_\_\_

\_\_\_\_\_

\_\_\_\_\_

\_\_\_\_\_


\_\_\_\_\_

\_\_\_\_\_

\_\_\_\_\_

\_\_\_\_\_

\_\_\_\_\_



I want to ride \_\_\_\_\_!



# The Finish Line



Draw a line to the flag with the letters that finish the word **again**.



Do the letters in the flags make the word **again**?  
Circle Yes or No.

1.



Yes No

2.



Yes No

3.



Yes No

4.



Yes No

of

Say the word of  
aloud as you trace it.

of

Now practice writing the word once on each line.

\_\_\_\_\_

\_\_\_\_\_

\_\_\_\_\_

\_\_\_\_\_

\_\_\_\_\_


\_\_\_\_\_

\_\_\_\_\_

\_\_\_\_\_

\_\_\_\_\_

\_\_\_\_\_



My hat is on top \_\_\_\_\_  
the books.



# Word Hunt

The word **of** is in the story five times. Hunt for the word and circle it each time it appears.



I'm looking for my favorite ball. It's made of rubber bands. It can bounce off anything! I seem to lose it often. I looked in all of my toy boxes. I also looked on top of my dresser. I checked my dad's office too. Hey, there it is! It's at the bottom of my backpack. I hadn't thought of that!

Circle the balls with the word **of** inside.



1.



2.



3.



4.



5.



6.





our

Say the word **our**  
aloud as you trace it.

our

Now practice writing the word once on each line.

\_\_\_\_\_

\_\_\_\_\_

\_\_\_\_\_

\_\_\_\_\_

\_\_\_\_\_


\_\_\_\_\_

\_\_\_\_\_

\_\_\_\_\_

\_\_\_\_\_

\_\_\_\_\_



This is \_\_\_\_\_ room.




# Rhyme Time

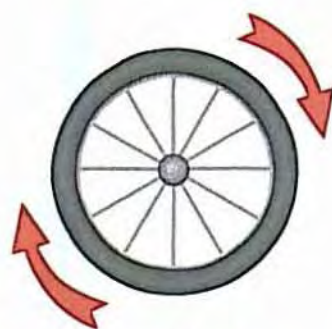
Circle the pictures that rhyme with **our**. Underline the letters **o-u-r** in each word.



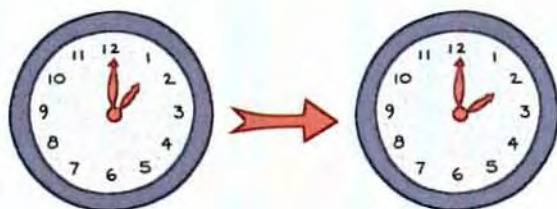
core



sour



turn




hour



scour



roar



floor



flour

# Review: Word Search

Find each word in the word search.

she saw again of our

w	o	e	r	o
h	h	w	e	u
s	a	w	r	r
a	g	a	i	n
f	n	o	f	s

Color the column that has all five words spelled correctly.

1.	2.	3.	4.	5.
again	of	uor	she	saw
swa	our	again	oru	she
she	again	she	saw	af
fo	she	ot	shi	again
our	saw	saw	of	our



# Review: Story Code

Look for the review words as you read the story.  
Follow the code each time you see a review word.

she circle it

saw underline

**again** make a box

of wavy line

✓our put a check

This morning we saw a kitten in our backyard. She was playing with a ball of yarn.

"None of our neighbors have a kitten," I said. "She must be lost."

When we looked up again, the kitten was gone.

Later that day, we saw her again. She was sleeping on top of our car.

"I saw a sign about a lost kitten at our bus stop," my dad said.

The sign had a picture of a kitten. It looked just like the kitten we saw!

We called the owners of the kitten. They came to pick her up at our house.

They were so happy to see their kitten again!





well

Say the word **well**  
aloud as you trace it.

well

Now practice writing the word once on each line.

\_\_\_\_\_

\_\_\_\_\_

\_\_\_\_\_

\_\_\_\_\_

\_\_\_\_\_


\_\_\_\_\_

\_\_\_\_\_

\_\_\_\_\_

\_\_\_\_\_

\_\_\_\_\_

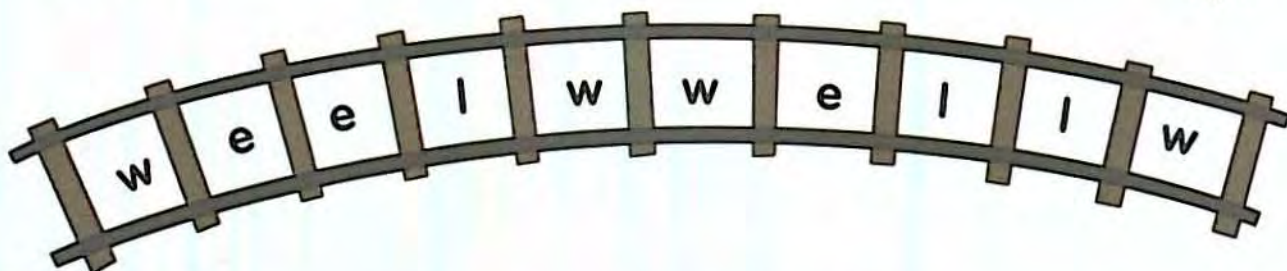

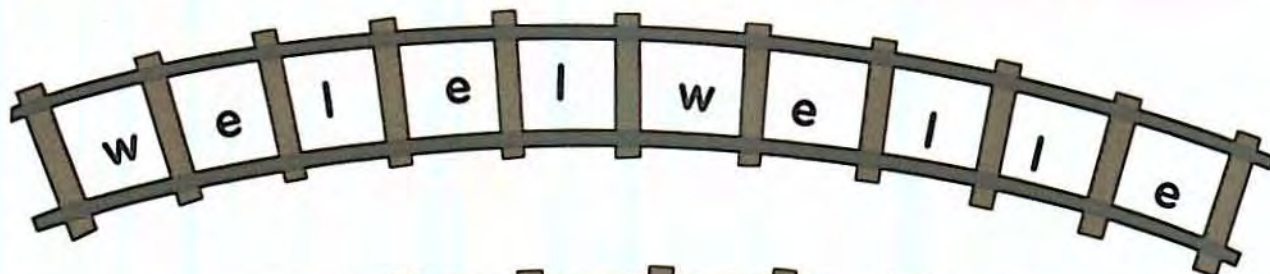


I can sing very \_\_\_\_\_.



# Stay on Track

Find the word **well** on each track and circle it.



Circle all the words that spell **well**.






white

Say the word  
white aloud as  
you trace it.

white

Now practice writing the word once on each line.

Handwriting practice lines consisting of solid top and bottom lines with a dashed middle line for tracing.




The zebra is black and \_\_\_\_\_.



# Maze Craze

Help the rabbit find its way through the maze.  
Connect the letters w-h-i-t-e to make the word  
white.





want

Say the word  
want aloud as  
you trace it.

want

Now practice writing the word once on each line.

\_\_\_\_\_

\_\_\_\_\_

\_\_\_\_\_

\_\_\_\_\_

\_\_\_\_\_


\_\_\_\_\_

\_\_\_\_\_

\_\_\_\_\_

\_\_\_\_\_

\_\_\_\_\_



I \_\_\_\_\_ this book, please.



# Out of Order

The letters for the word **want** are out of order! If the letters can be unscrambled to make the word **want**, write the word on the line. If not, leave it blank.

6	5	4	3	2	1
w t a h	n t e w	a w t n	w n a t	a w h f	n a w t

OUT OF ORDER

_____
.....
_____
_____
.....
_____
_____
.....
_____
_____
.....
_____
_____
.....
_____
_____



how

Say the word **how**  
aloud as you trace it.

how

Now practice writing the word once on each line.

\_\_\_\_\_

\_\_\_\_\_

\_\_\_\_\_

\_\_\_\_\_

\_\_\_\_\_

\_\_\_\_\_

\_\_\_\_\_

\_\_\_\_\_

\_\_\_\_\_

\_\_\_\_\_



\_\_\_\_\_ are you doing today?



# Three Cheers

Circle the word **how** every time it appears. Count the number of circled words in each cheer and write it in the box.

We know how to play.  
We know how to win.  
We'll show them how it's done.  
Now let's begin!

How will we beat the  
other team? How  
will we win tonight?  
We know how, and  
starting now, we'll  
show them how to do it  
right!



Team A

Team A

Team B

Team B

Which team's cheer has the higher number? \_\_\_\_\_



some

Say the word  
some aloud as  
you trace it.

some

Now practice writing the word once on each line.

\_\_\_\_\_

\_\_\_\_\_

\_\_\_\_\_

\_\_\_\_\_

\_\_\_\_\_


\_\_\_\_\_

\_\_\_\_\_

\_\_\_\_\_

\_\_\_\_\_

\_\_\_\_\_



I have \_\_\_\_\_ of the apples.



# Hide and Seek

Some of the words in the treetop have **some** hidden inside. Find the words and write them on the lines below. Circle the letters **s-o-m-e** in each word.






# Review: Word Search

Find each word in the word search.

well white want some how



Color the column that has all five words spelled correctly.

1.

2.

3.

4.

5.

how	well	want	some	whate
want	white	some	whife	some
some	want	white	how	well
weil	some	huw	will	how
white	how	well	whant	want



# Review: Black Out!

Read each sentence, then find the missing word in the boxes. Put an X through all the boxes that show the missing word.

A.

want	white
well	How

B.

some	How
want	well

1. Today my dad isn't feeling very \_\_\_\_\_.
2. He looks pale and \_\_\_\_\_.
3. \_\_\_\_\_ can I help him feel better?
4. I \_\_\_\_\_ to cheer him up.
5. I can make him \_\_\_\_\_ hot soup.



Which square has all its boxes marked off first? \_\_\_\_\_


her

Say the word her  
aloud as you trace it.

her

Now practice writing the word once on each line.

Handwriting practice lines for the word "her". Each set consists of a solid top line, a dashed middle line, and a solid bottom line. There are five such sets of lines provided for practice.



I threw the ball to \_\_\_\_\_.




# Crack the Code

The word **her** is hidden once in each line. Find the word and circle the letters. Then use the code to complete the riddle below.

h	r	e	h	h	e	r	e
*	#	+	@	X	<	=	&

e	h	e	r	h	r	e	r
<	#	&	+	*	X	@	=



What do you do with a blue whale?

T\_\_y to c\_\_ \_ \_ \_ \_ im up!  
 = # & < + X

who

Say the word **who**  
aloud as you trace it.

who

Now practice writing the word once on each line.

\_\_\_\_\_

.....

\_\_\_\_\_

\_\_\_\_\_

.....

\_\_\_\_\_

\_\_\_\_\_

.....

\_\_\_\_\_

\_\_\_\_\_



\_\_\_\_\_ is it?



# Tic-Tac-Toe

Circle the row that spells the word **who**.

w	w	h
w	h	w
o	w	o

Circle the row that has the word **who** three times.

wno	who	who
who	hoo	wha
who	who	who

**round**

Say the word  
round aloud as  
you trace it.

round

Now practice writing the word once on each line.

Handwriting practice lines consisting of solid top and bottom lines with a dashed middle line. There are ten sets of these lines for practicing the word 'round'.



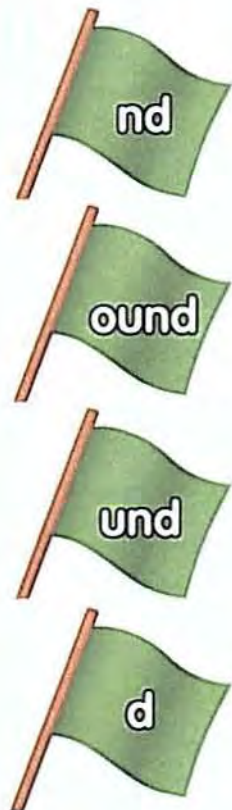
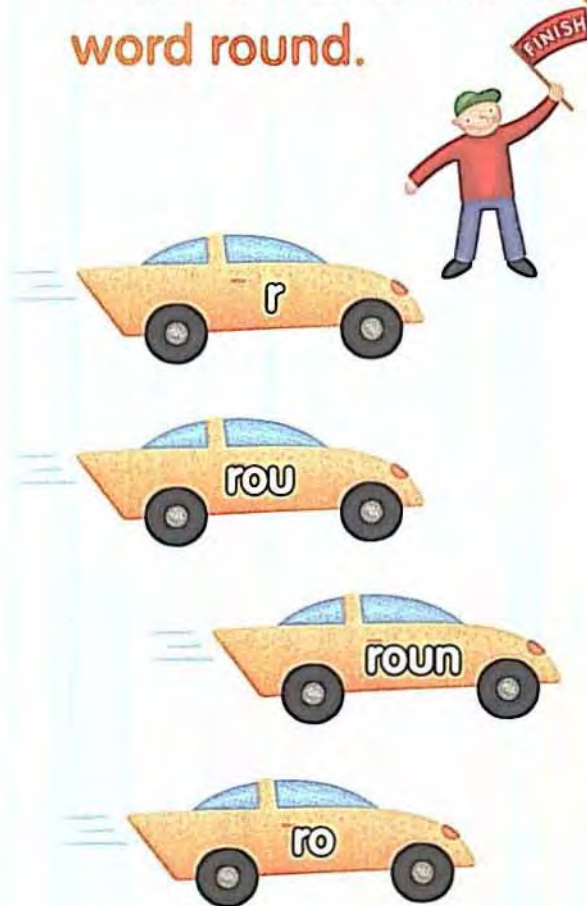
The table is \_\_\_\_\_.



# The Finish Line



Draw a line to the flag with the letters that finish the word round.



Do the letters in the flags make the word round?  
Circle Yes or No.

1.



Yes No

2.



Yes No

3.



Yes No

4.



Yes No

as

Say the word **as**  
aloud as you trace it.

as

Now practice writing the word once on each line.

Handwriting practice lines for the word 'as'.



I am as tall \_\_\_\_\_ my brother.



# Word Hunt

The word **as** is in the story five times. Hunt for the word and circle it each time it appears.

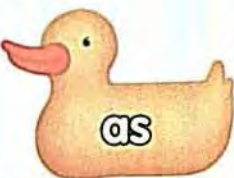







Today I lost my hamster. She is very small. Her fur is white as snow. I looked all over the house, as did my mom. Just as I was about to give up, I heard a noise.

It sounded as if my hamster was in the bathtub. I looked in the tub, and there she was! She was playing with the bath toys, happy as can be.



Circle the ducks with the word **as** inside.

1.  2.  3. 
4.  5.  6. 



out

Say the word out  
aloud as you trace it.

out

Now practice writing the word once on each line.

\_\_\_\_\_

\_\_\_\_\_

\_\_\_\_\_

\_\_\_\_\_

\_\_\_\_\_


\_\_\_\_\_

\_\_\_\_\_

\_\_\_\_\_

\_\_\_\_\_

\_\_\_\_\_



The dog ran \_\_\_\_\_ the door.



# Rhyme Time

Circle the pictures that rhyme with **out**. Underline the letters **o-u-t** in each word.



shout



coat



spout



pout



sprout



note



flute

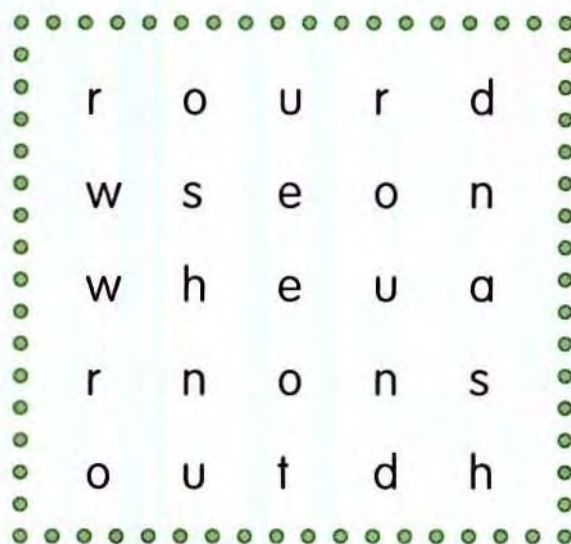


snout

# Review: Word Search

Find each word in the word search.

her who round as out



Color the column that has all five words spelled correctly.

1.	2.	3.	4.	5.
as	owt	her	round	who
who	her	rounb	out	as
out	round	as	who	rounb
her	who	who	as	out
round	az	out	hir	hoo



# Review: Story Code

Look for the review words as you read the story.  
Follow the code each time you see a review word.

her circle it

who underline

round make a box

as wavy line


✓out put a check

On my sister's birthday, someone gave her a gift as a surprise.  
They left it out on our front steps. The box was big and round.

"Who is it from?" my sister asked.

"It doesn't say who it's from," I told her.

Just as we were about to open it, a puppy jumped out of the box! The puppy had big round eyes and fur white as snow. He licked her face and let out a bark. He was as cute as could be. We never found out who gave her the puppy. We loved it as one of the family.






from

Say the word  
from aloud as  
you trace it.

from

Now practice writing the word once on each line.

Handwriting practice lines consisting of solid top and bottom lines with a dashed middle line for tracing.



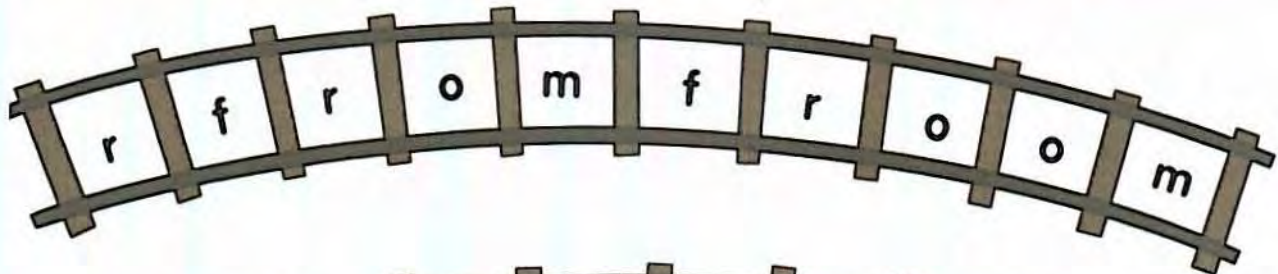


I got a letter \_\_\_\_\_ Grandma.



# Stay on Track

Find the word **from** on each track and circle it.



Circle all the words that spell **from**.



with

Say the word  
with aloud as  
you trace it.

with

Now practice writing the word once on each line.

\_\_\_\_\_

\_\_\_\_\_

\_\_\_\_\_

\_\_\_\_\_

\_\_\_\_\_

\_\_\_\_\_

\_\_\_\_\_

\_\_\_\_\_

\_\_\_\_\_

\_\_\_\_\_



I shared my lunch \_\_\_\_\_ him.



# Out of Order

The letters for the word with are out of order! If the letters can be unscrambled to make the word with, write the word on the line. If not, leave it blank.

6	5	4	3	2	1
w i t h	h w t i	w n i t	t a w h	h w t i	i w h s

OUT OF ORDER

---

---

---

---

---

---

---

---

---

---



had

Say the word **had**  
aloud as you trace it.

had

Now practice writing the word once on each line.

\_\_\_\_\_

\_\_\_\_\_

\_\_\_\_\_

\_\_\_\_\_

\_\_\_\_\_


\_\_\_\_\_

\_\_\_\_\_

\_\_\_\_\_

\_\_\_\_\_

\_\_\_\_\_



I \_\_\_\_\_ pizza for dinner.



# Tic-Tac-Toe

Circle the row that spells the word **had**.

a	h	a
d	a	d
h	d	h

Circle the row that has the word **had** three times.

had	had	had
had	had	hand
dad	bad	hod


thank

Say the word  
thank aloud as  
you trace it.

thank

Now practice writing the word once on each line.

Handwriting practice lines consisting of solid top and bottom lines with a dashed middle line for tracing.



I want to \_\_\_\_\_ you for  
helping me.



# The Finish Line



Draw a line to the flag with the letters that finish the word **thank**.



Do the letters in the flags make the word **thank**?  
Circle Yes or No.

1.



Yes No

2.



Yes No

3.



Yes No

4.



Yes No

by

Say the word **by**  
aloud as you trace it.

by

Now practice writing the word once on each line.

\_\_\_\_\_

\_\_\_\_\_

\_\_\_\_\_

\_\_\_\_\_

\_\_\_\_\_


\_\_\_\_\_

\_\_\_\_\_

\_\_\_\_\_

\_\_\_\_\_

\_\_\_\_\_



My bag is \_\_\_\_\_ the chair.



# Word Hunt

The word **by** is in the story five times. Hunt for the word and circle it each time it appears.



I lost my book. It's written by my favorite author. I can read the whole book by myself. I like to read it before I go to bed. By the time I find it, it will be too late to read it. I have to go to bed by eight o'clock. Maybe tomorrow I can buy a new book. Wait! I found it! It was right by my bed all along.

Circle the books with the word **by** inside.



1.



2.



3.



4.



5.



6.



# Review: Word Search

Find each word in the word search.

a from with had thank by

i	w	i	t	h
f	h	b	h	i
r	i	h	a	d
o	m	a	n	r
m	b	y	k	f

Color the column that has all five words spelled correctly.

1.

2.

3.

4.

5.

by	thank	with	had	from
thank	had	thanx	for	with
from	wifh	had	dy	had
with	by	fron	from	thank
hab	from	by	thank	by



# Review: Black Out!

Read each sentence, then find the missing word in the boxes. Put an X through all the boxes that show the missing word.


A.

from	had
by	with

B.

with	thank
had	by

1. A new boy moved into the house \_\_\_\_\_ mine.
2. He moved here \_\_\_\_\_ Japan.
3. We asked him to have dinner \_\_\_\_\_ us.
4. We \_\_\_\_\_ a great dinner.
5. He gave us a gift to \_\_\_\_\_ us.



Which square has all its boxes marked off first? \_\_\_\_\_

# Review: Riddle

Use the code to fill in the missing letters and answer the knock knock joke.

pretty: **t**

this: **n**

every: **t**

saw: **J**

our: **i**

white: **c**

how: **n**

some: **u**

her: **i**

who: **s**

round: **m**

as: **l**

out: **e**

with: **u**

had: **h**

Knock knock.

Who's there?

saw some who every our how

saw some who every our how

who?

saw some who every our how

pretty her round out

for

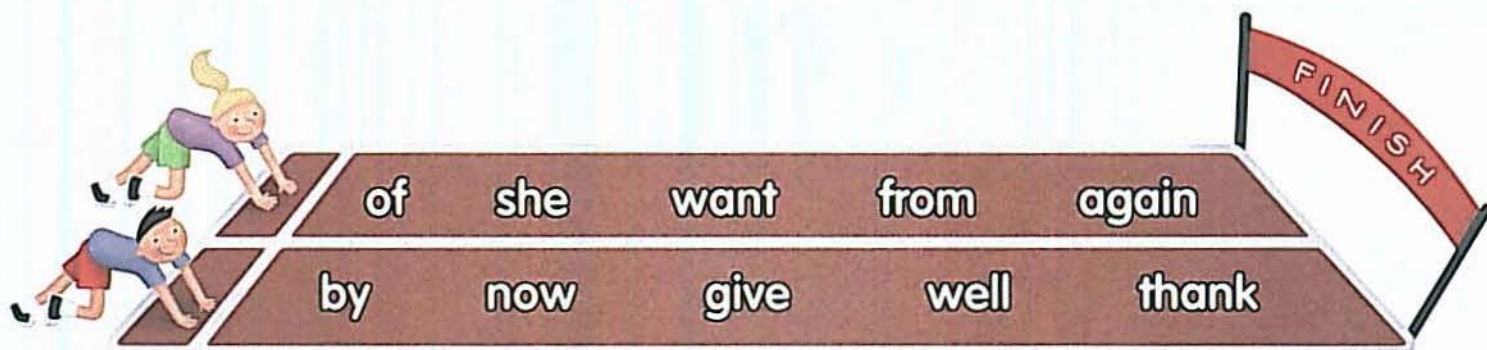
as with this white had





# Review: Race

Look at each set of boxes. Find the word whose letters fit in the boxes.



1.  o  f

2.

3.

4.

5.

6.

7.


8.

9.

10.









# Level C

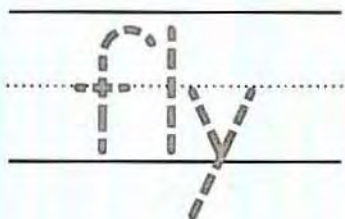
The sight words included in this section are:

an	found	made	put	think
ask	gave	many	read	those
been	goes	may	right	use
best	green	off	sit	very
buy	has	old	sleep	walk
cold	his	once	stop	warm
does	its	open	take	wash
don't	jump	or	tell	were
first	just	over	them	when
five	know	own	then	why
fly	live	pull	these	your





Say the word **fly**  
aloud as you trace it.



Now practice writing the word once on each line.

Handwriting practice lines consisting of eight sets of three horizontal lines (top solid, middle dashed, bottom solid) for writing practice.


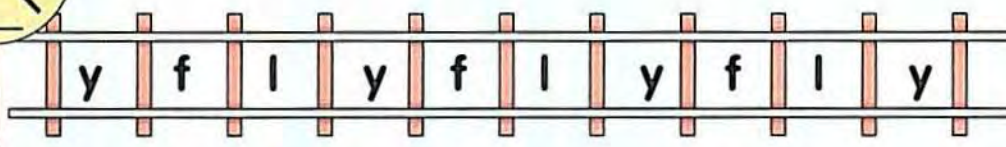
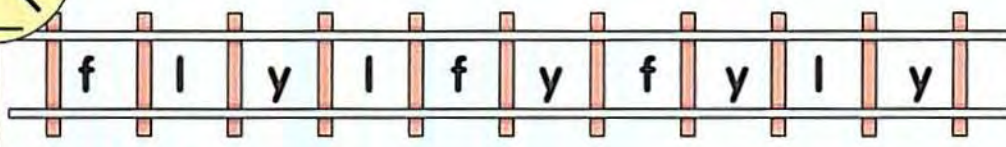
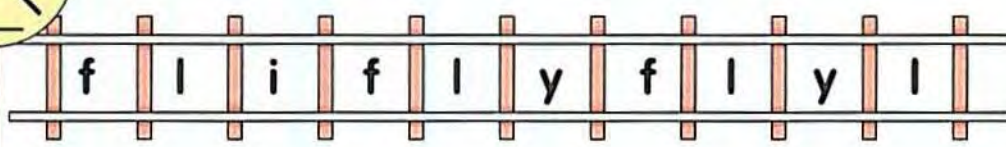


The bird can \_\_\_\_\_.



# Keep on Track

Look for the word **fly** in each track. Circle it each time you see it. Then count the number of circled words in each track and write it in the sign.



found

Say the word  
found aloud as  
you trace it.

found

Now practice writing the word once on each line.

Handwriting practice lines consisting of solid top and bottom lines with a dashed middle line. There are eight sets of these lines provided for practice.




I \_\_\_\_\_ the key.



# Maze Craze

Help the dog find its way through the maze.  
Connect the letters f-o-u-n-d to make the word  
found.





very

Say the word  
very aloud as  
you trace it.

very

Now practice writing the word once on each line.

\_\_\_\_\_

\_\_\_\_\_

\_\_\_\_\_

\_\_\_\_\_

\_\_\_\_\_

\_\_\_\_\_

\_\_\_\_\_

\_\_\_\_\_

\_\_\_\_\_

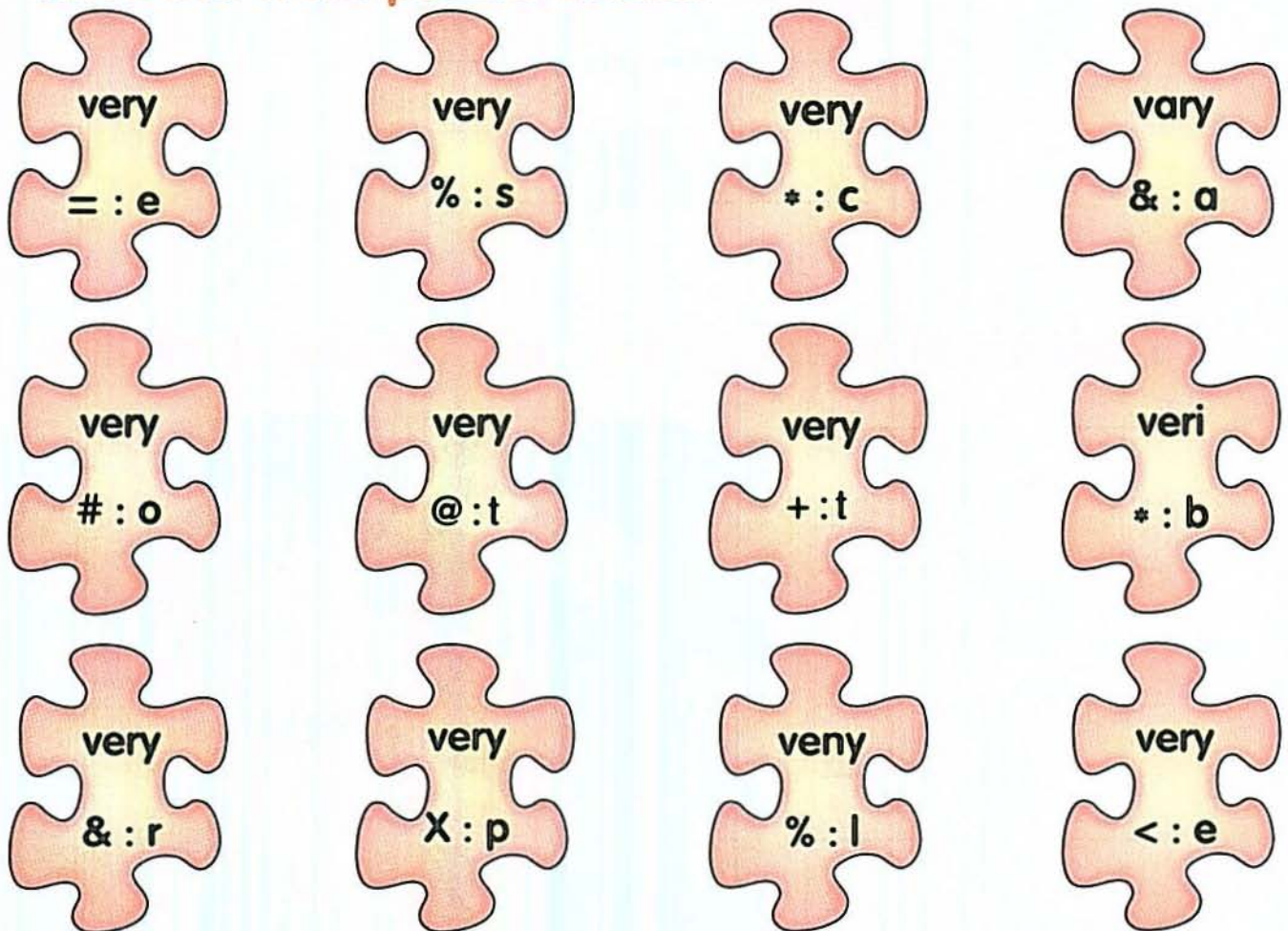


It is \_\_\_\_\_ cold.



# Solve the Puzzle

Circle the puzzle pieces that have the word **very** inside. Put an X through the other puzzle pieces. Use the code inside the circled puzzle pieces to solve the word puzzle below.



→ secret  
secret  
secret

@ # X
% < \* & = +



**over**

Say the word  
over aloud as  
you trace it.

over

Now practice writing the word once on each line.

\_\_\_\_\_

\_\_\_\_\_

\_\_\_\_\_

\_\_\_\_\_

\_\_\_\_\_

\_\_\_\_\_

\_\_\_\_\_

\_\_\_\_\_

\_\_\_\_\_



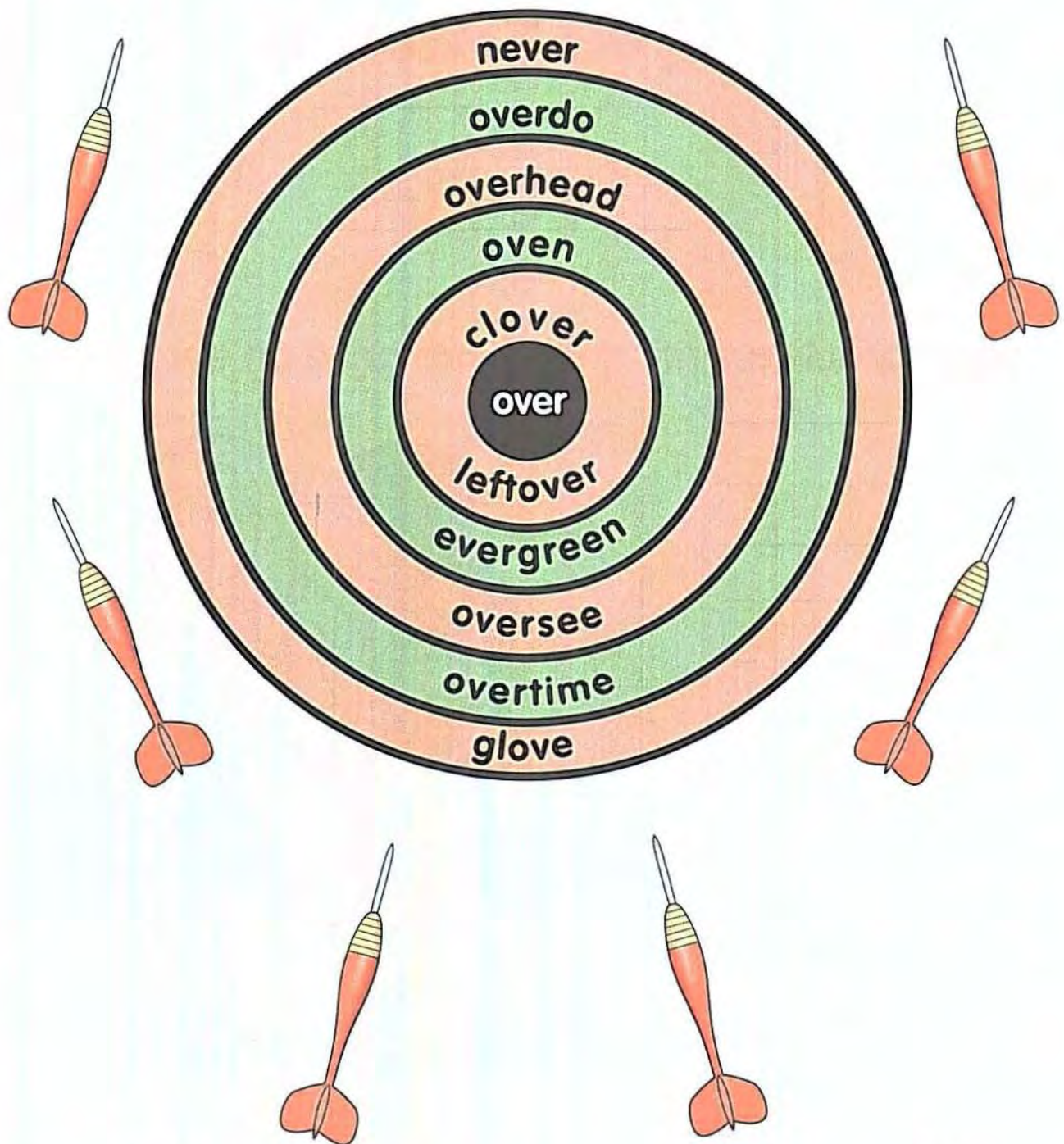
Jump \_\_\_\_\_ the bush.



# Target Words

Circle the words that have over hidden inside.

Underline the letters o-v-e-r in each circled word.





were

Say the word  
were aloud as  
you trace it.

were

Now practice writing the word once on each line.

\_\_\_\_\_

.....

\_\_\_\_\_

.....

\_\_\_\_\_

.....

\_\_\_\_\_

.....

\_\_\_\_\_

.....

\_\_\_\_\_

.....



We \_\_\_\_\_ at the pool.



# Q Versus A

Circle the word **were** every time it appears. When you circle the word **were** in a question, give the Q Team a point. When you circle the word **were** in an answer, give the A Team a point. See how many points the Qs and As get!

**Q:** Were Bill and Tim at school today?

**A:** Yes, they were both at school.

**Q:** Why were you cold?

**A:** I didn't wear my coat.

**Q:** What were you doing at the park?

**A:** We were having a picnic.

**Q:** Where were you today?

**A:** I was at work.


**Q:**

**A:**

# Review: Crossword Puzzle!

Use the sentence clues below to solve the crossword puzzle.

fly found very over were



## Across

1. We \_\_\_\_\_ it under the bed.
3. The bug is \_\_\_\_\_ small.
4. The bird flew \_\_\_\_\_ my head.

## Down

1. Airplanes can \_\_\_\_\_ very high.
2. Yesterday, we \_\_\_\_\_ at the zoo.



# Review: **Black Out!**

Read each sentence, and find the missing word in the boxes. Put an X through all the boxes that show the missing word.

A.

very	were
found	fly

B.

fly	over
very	were

1. We decided to \_\_\_\_\_ our kite at the park.
2. It was \_\_\_\_\_ windy, so our kite blew away.
3. The wind carried it high \_\_\_\_\_ the tree tops.
4. Our kite was gone and we \_\_\_\_\_ upset.
5. We \_\_\_\_\_ the kite stuck in a tree.



Which square has all of its boxes marked off first? \_\_\_\_\_


cold

Say the word  
cold aloud as  
you trace it.

cold

Now practice writing the word once on each line.

Handwriting practice lines consisting of solid top and bottom lines with a dashed middle line. There are eight sets of these lines for practice.




The ice is \_\_\_\_\_.

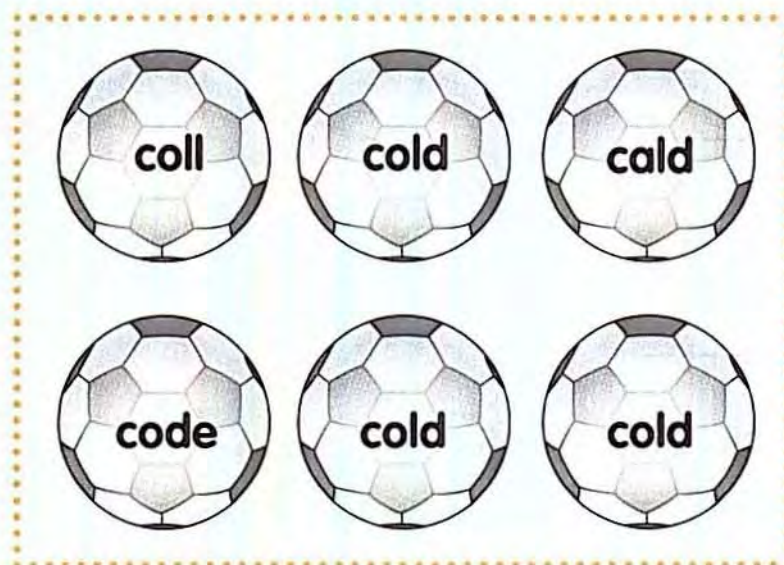


# Sport Search

Find the word **cold** three times in the word search.



Cross out all the soccer balls that don't show the word **cold**.





**warm**

Say the word  
warm aloud as  
you trace it.

warm

Now practice writing the word once on each line.

Handwriting practice lines consisting of solid top and bottom lines with a dashed middle line. There are five sets of these lines provided for practice.




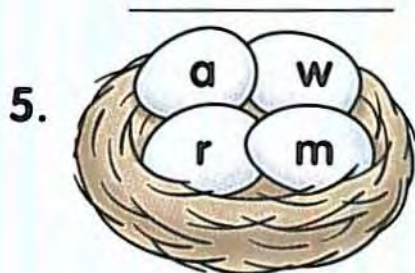
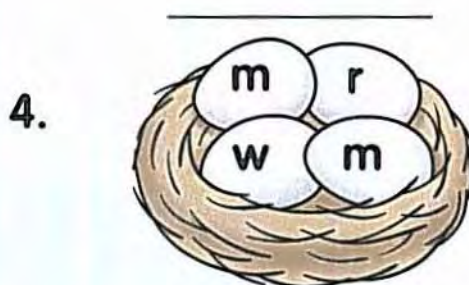
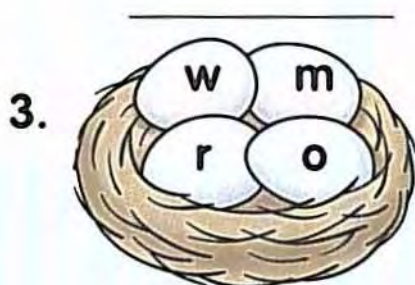
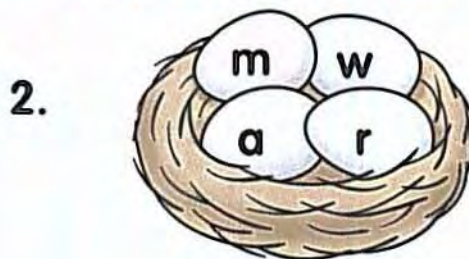
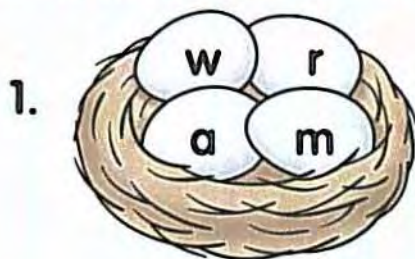


The fire is \_\_\_\_\_.



# Scrambled Eggs

Look at the eggs inside each nest. Can the letters be unscrambled to make the word **warm**? If they can, write **warm** on the line. If not, leave the line blank.





once

Say the word  
once aloud as  
you trace it.

once

Now practice writing the word once on each line.

\_\_\_\_\_

\_\_\_\_\_

\_\_\_\_\_

\_\_\_\_\_

\_\_\_\_\_


\_\_\_\_\_

\_\_\_\_\_

\_\_\_\_\_

\_\_\_\_\_

\_\_\_\_\_

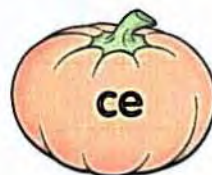




I drink milk \_\_\_\_\_ a day.



# Match Patch

Look at the letters in each wheelbarrow and find the matching pumpkin to complete the word **once**. As you draw lines to the pumpkins, see which letters you pass through. Write the letters below to answer the riddle.



What did the pumpkin say after Thanksgiving?

Good-\_\_\_\_\_






been

Say the word  
been aloud as  
you trace it.

been

Now practice writing the word once on each line.

Handwriting practice lines consisting of solid top and bottom lines with a dashed middle line. There are eight sets of these lines provided for practice.



I've \_\_\_\_\_ to the moon.

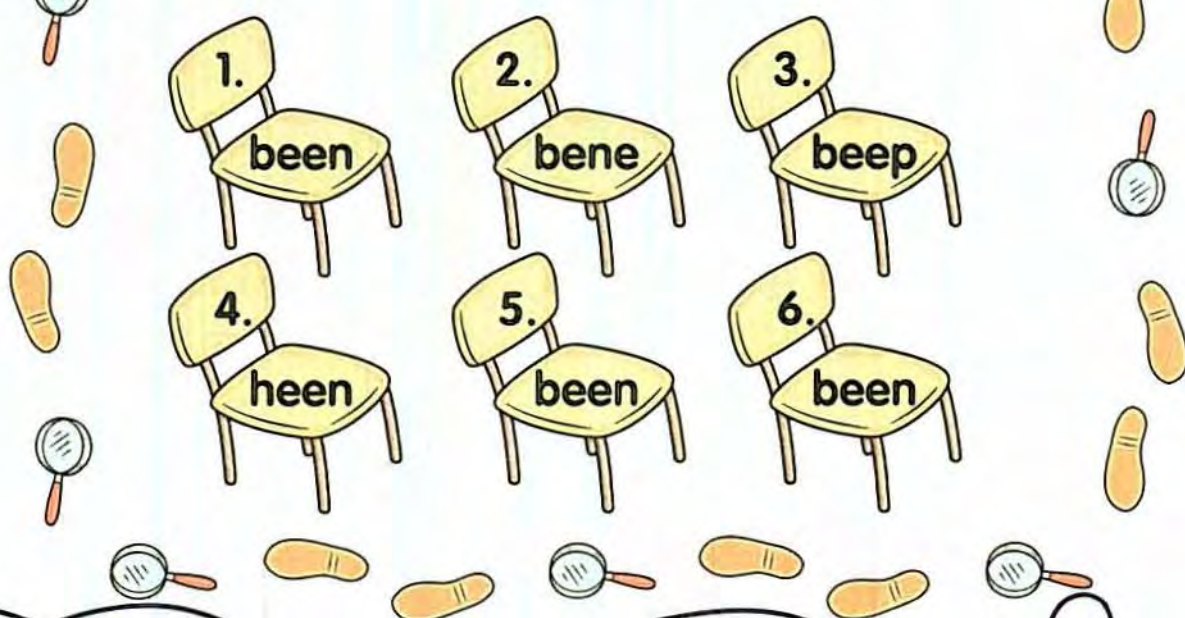


# Word Hunt

The word **been** is in the story five times. Hunt for the word and circle it each time it appears. Then circle the chairs with the word **been** inside.



We've been playing hide and seek today. I hid under a chair. I had to bend down very low. Nobody has been able to find me. They have been looking for a long time. Everyone else has been found. Finally, somebody looked beneath the chair. I've been found too!






old

Say the word  
old aloud as you  
trace it.

old

Now practice writing the word once on each line.

Handwriting practice lines consisting of solid top and bottom lines with a dashed middle line for letter height guidance.



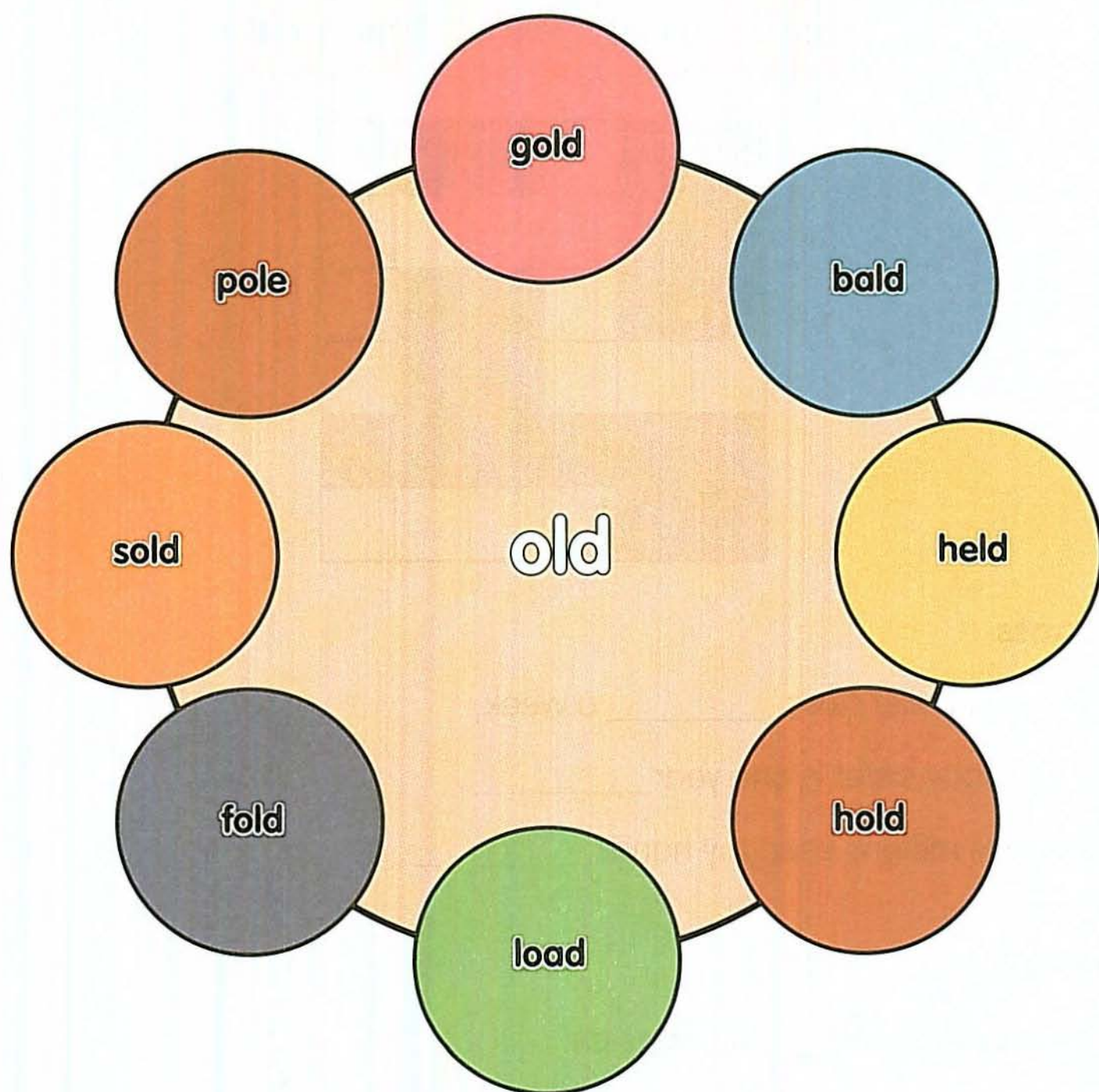
I am eight years \_\_\_\_\_.



# Ring Around the Rhyme

Draw a line to the words that rhyme with old.


Underline the letters o-l-d in each word.



# Review: Crossword Puzzle!

Use the sentence clues below to solve the crossword puzzle.

cold warm once been old



## Across

3. I have ballet class \_\_\_\_\_ a week.
4. My baby sister is one year \_\_\_\_\_.
5. These mittens keep my hands \_\_\_\_\_.

## Down

1. It's rainy and \_\_\_\_\_ outside.
2. I've never \_\_\_\_\_ to the Grand Canyon.



# Review: High Five

Look for the review words as you read the sentences inside each box. Put a check in the box that uses all five review words.

☐

1. I've been to see the snow once.

I was six years old. I wore warm clothes, but I was still cold!

☐

2. I've been visiting my grandma once a week. She's very old. I bring her warm soup.

☐

3. I've been sick with a cold all week. I feel warm and dizzy. I take a pill once a day.

☐

4. Once I visited an old house. It had been empty for a long time. It was cold inside.





his

Say the word his  
aloud as you trace it.

his

Now practice writing the word once on each line.

\_\_\_\_\_

\_\_\_\_\_

\_\_\_\_\_

\_\_\_\_\_

\_\_\_\_\_


\_\_\_\_\_

\_\_\_\_\_

\_\_\_\_\_

\_\_\_\_\_

\_\_\_\_\_


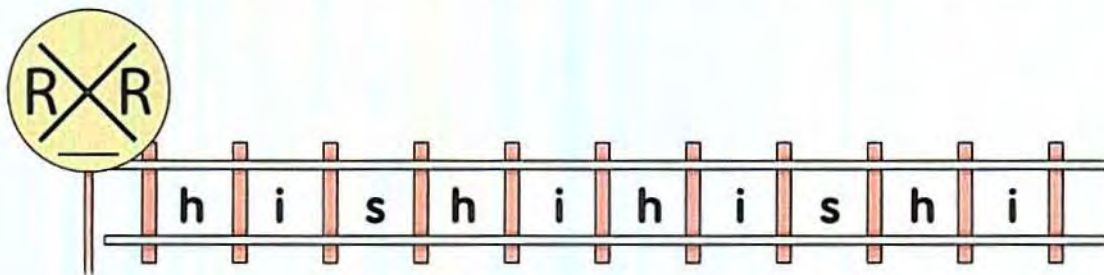
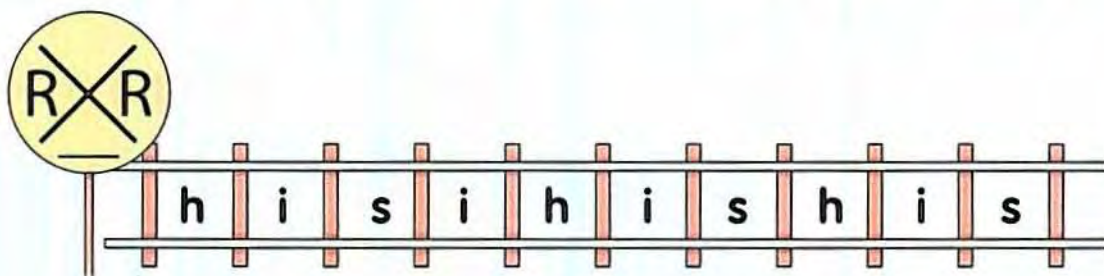
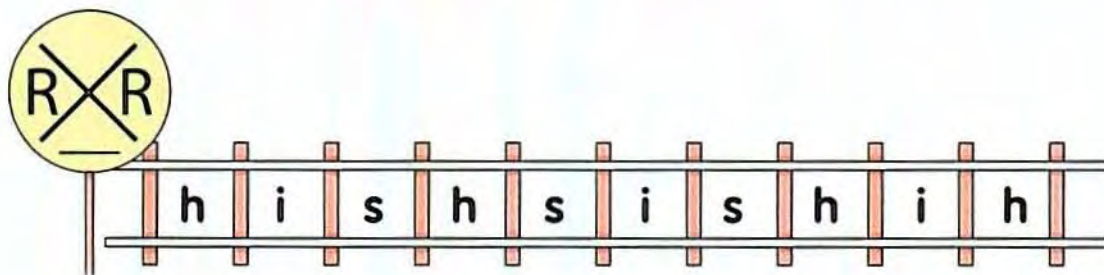


This is \_\_\_\_\_ ball.



# Keep on Track

Look for the word **his** in each track. Circle it each time you see it. Then count the number of circled words in each track and write it in the sign.



these

Say the word  
these aloud as  
you trace it.

these

Now practice writing the word once on each line.

\_\_\_\_\_

.....

\_\_\_\_\_

\_\_\_\_\_

.....

\_\_\_\_\_

\_\_\_\_\_

.....

\_\_\_\_\_

\_\_\_\_\_

.....

\_\_\_\_\_




I got \_\_\_\_\_ at the beach.



# Maze Craze

Help the bird find its way through the maze.  
Connect the letters t-h-e-s-e to make the word  
these.





goes

Say the word  
goes aloud as  
you trace it.

goes

Now practice writing the word once on each line.

\_\_\_\_\_

\_\_\_\_\_

\_\_\_\_\_

\_\_\_\_\_


\_\_\_\_\_

\_\_\_\_\_

\_\_\_\_\_

\_\_\_\_\_

\_\_\_\_\_

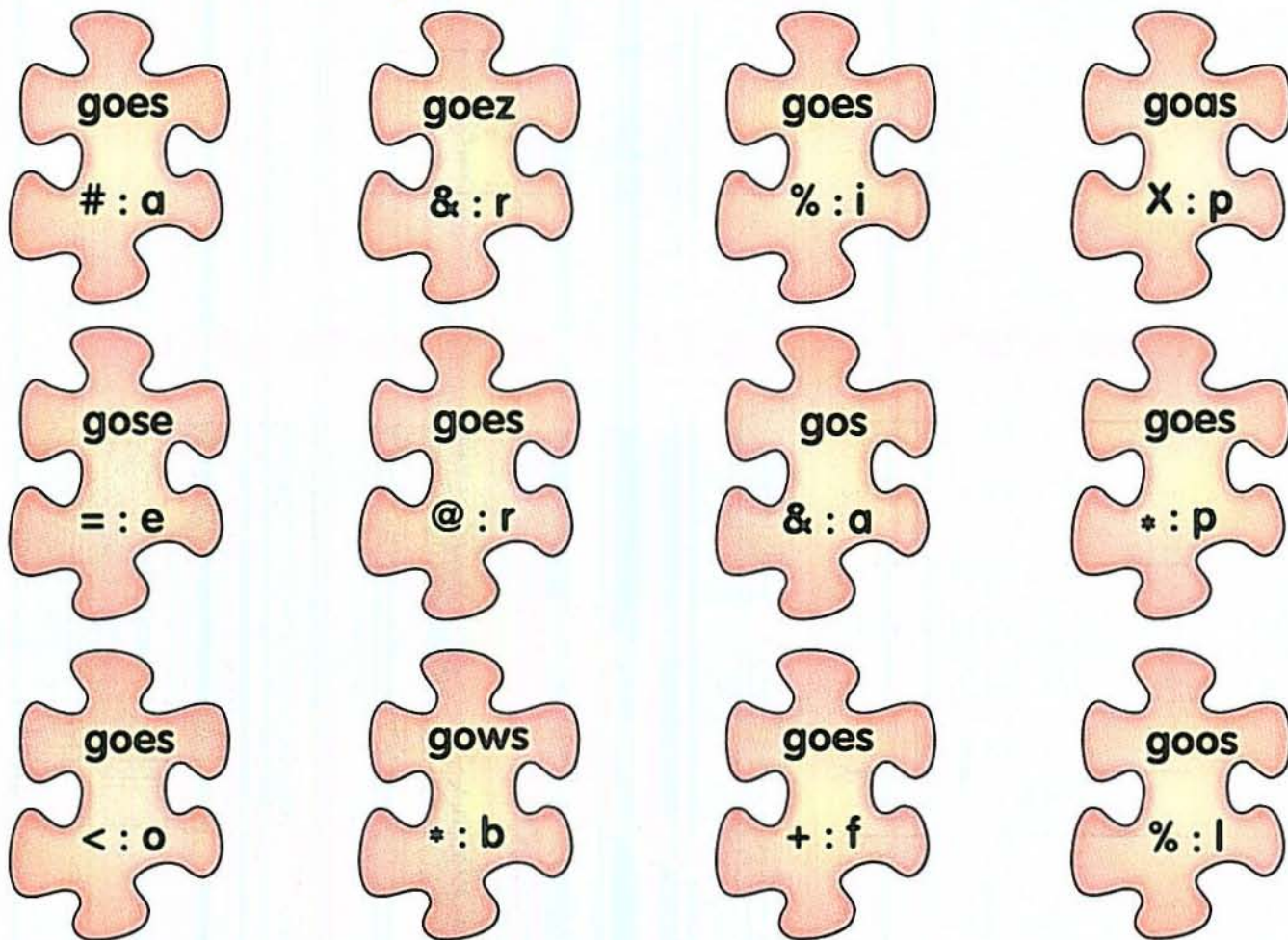


My bike \_\_\_\_\_ very fast.



# Solve the Puzzle

Circle the puzzle pieces that have the word **goes** inside. Put an X through the other puzzle pieces. Use the code inside the circled puzzle pieces to solve the word puzzle below.



**pants**  
**pants**

A                                                                          pants

\*    #    %    @    <    +



sleep

Say the word  
sleep aloud as  
you trace it.

sleep

Now practice writing the word once on each line.

Handwriting practice lines consisting of solid top and bottom lines with a dashed middle line for tracing.

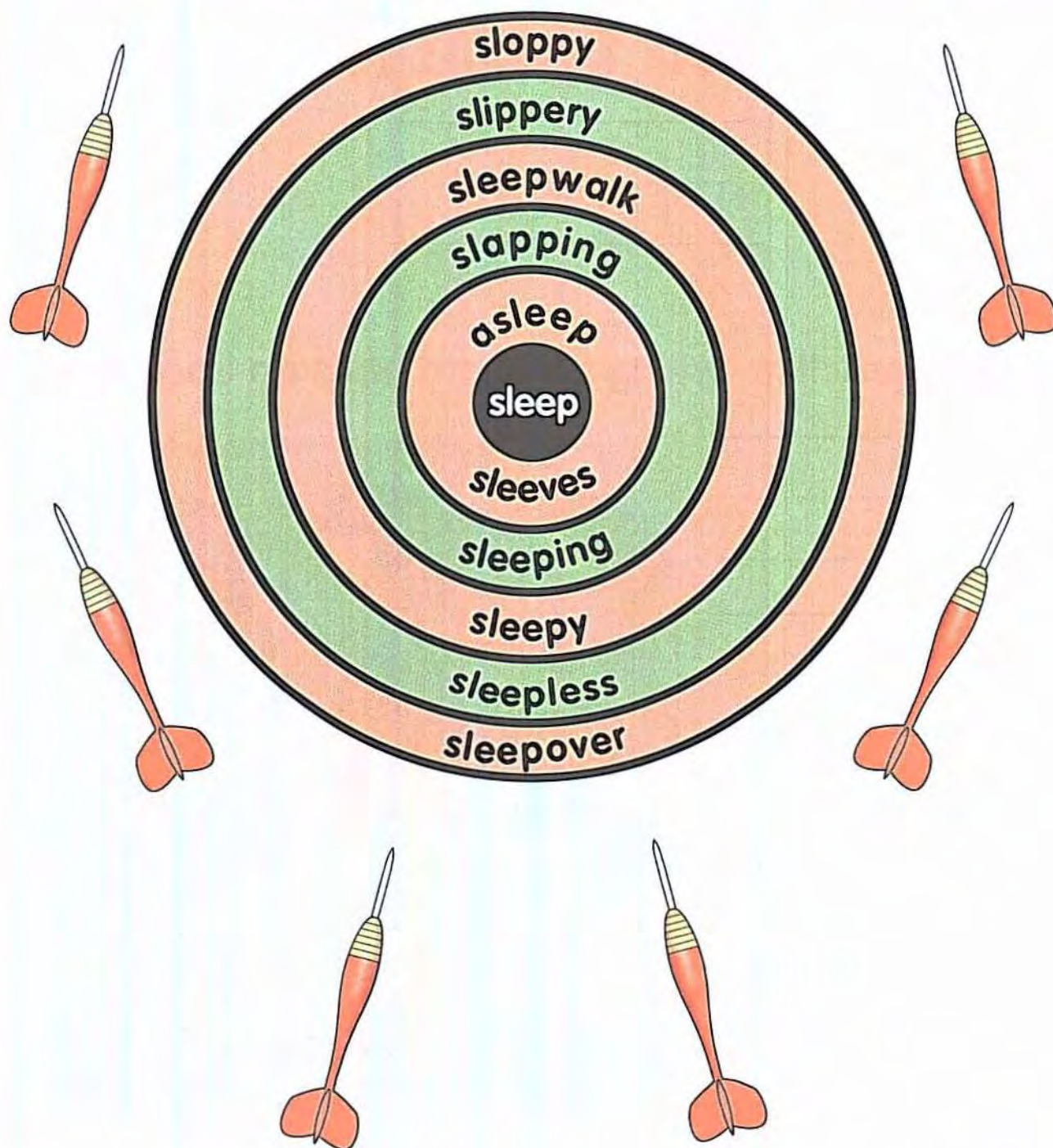


It's time to go to \_\_\_\_\_.



# Target Words

Circle the words that have **sleep** hidden inside.  
Underline the letters **s-l-e-e-p** in each circled word.





first

Say the word  
first aloud as  
you trace it.

first

Now practice writing the word once on each line.

\_\_\_\_\_

.....

\_\_\_\_\_

.....

\_\_\_\_\_

.....

\_\_\_\_\_

.....

\_\_\_\_\_

.....



I am \_\_\_\_\_ in line.



# Q Versus A

Circle the word **first** every time it appears. When you circle the word **first** in a question, give the Q Team a point. When you circle the word **first** in an answer, give the A Team a point. See how many points the Qs and As get!

**Q:** What is your first name?

**A:** My first name is Kim.

**Q:** Who was first in line?

**A:** She was in line first.

**Q:** Is it time for us to eat lunch?

**A:** Yes, but first we need to wash our hands.

**Q:** Can I try the new toy first?

**A:** First your little brother gets a turn.


Q:

A:

# Review: Crossword Puzzle!

Use the sentence clues below to solve the crossword puzzle.

his   these   goes   sleep   first



## Across

1. I want to have the \_\_\_\_\_ turn!
3. We found \_\_\_\_\_ coins on the floor.
5. My sister \_\_\_\_\_ to bed at eight o'clock.

## Down

2. I like to \_\_\_\_\_ with my teddy bear.
4. He gave me \_\_\_\_\_ pencil.



# Review: Black Out!

Read each sentence, and find the missing word in the boxes. Put an X through all the boxes that show the missing word.

A.

these	goes
sleep	his

B.

goes	first
his	sleep

1. I like to \_\_\_\_\_ in late.
2. My dad is the \_\_\_\_\_ one to wake up.
3. He \_\_\_\_\_ to get fresh muffins.
4. Banana muffins are \_\_\_\_\_ favorite.
5. We eat \_\_\_\_\_ for breakfast.

Which square has all of its boxes marked off first? \_\_\_\_\_



your

Say the word  
your aloud as  
you trace it.

your

Now practice writing the word once on each line.

\_\_\_\_\_

\_\_\_\_\_

\_\_\_\_\_

\_\_\_\_\_

\_\_\_\_\_

\_\_\_\_\_

\_\_\_\_\_

\_\_\_\_\_

\_\_\_\_\_

\_\_\_\_\_




Is this \_\_\_\_\_ dollar?



# Sport Search

Find the word **your** three times in the word search.  
Then cross out all the baseballs that don't show the  
word **your**.





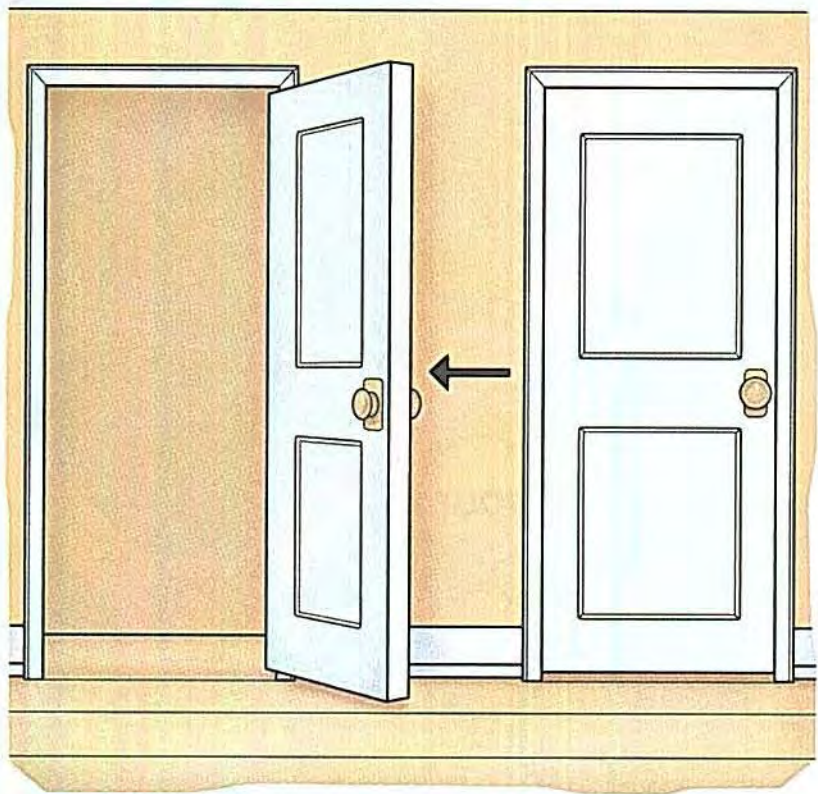
open

Say the word  
open aloud as  
you trace it.

open

Now practice writing the word once on each line.

Handwriting practice lines consisting of solid top and bottom lines with a dashed middle line for tracing.




The door is \_\_\_\_\_.




# Scrambled Eggs

Look at the eggs inside each nest. Can the letters be unscrambled to make the word **open**? If they can, write **open** on the line. If not, leave the line blank.



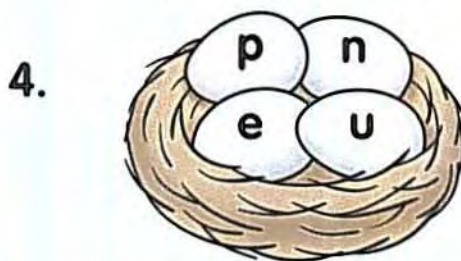
\_\_\_\_\_



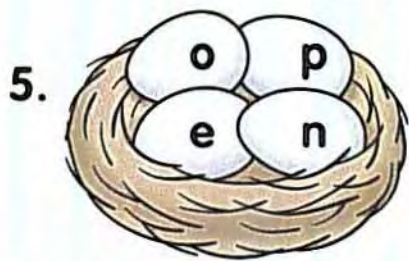
\_\_\_\_\_




\_\_\_\_\_



\_\_\_\_\_



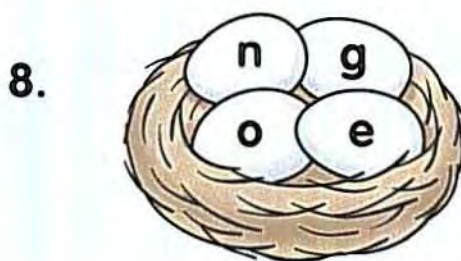
\_\_\_\_\_



\_\_\_\_\_



\_\_\_\_\_



\_\_\_\_\_




stop

Say the word  
stop aloud as  
you trace it.

stop

Now practice writing the word once on each line.

Handwriting practice lines consisting of solid top and bottom lines with a dashed middle line for tracing.



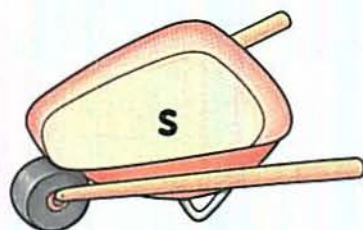
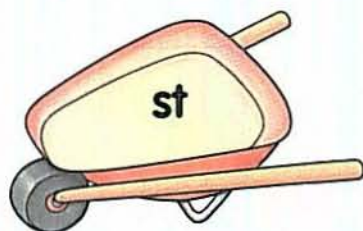


You must \_\_\_\_\_ at the red light.



# Match Patch

Look at the letters in each wheelbarrow and find the matching pumpkin to complete the word **stop**. As you draw lines to the pumpkins, see which letters you pass through. Write the letters below to answer the riddle.



What did the pumpkin sew?

A pumpkin pa \_ \_ \_




don't

Say the word  
don't aloud as  
you trace it.

don't

Now practice writing the word once on each line.

Handwriting practice lines consisting of solid top and bottom lines with a dashed middle line for tracing.



Please \_\_\_\_\_ step on the flowers.



# Word Hunt

The word **don't** is in the story five times. Hunt for the word and circle it each time it appears. Then circle the bills with the word **don't** inside.

I lost a five-dollar bill. I don't know where it is.

My mom asked, "Do you remember the last time you saw it?"

"No, I don't remember," I said.

"Why don't I help you look for it?"

Mom asked.

Mom and I looked all over the house. When we were done, we still hadn't found it.

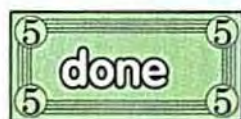
"Are you sure you don't have it in your pocket?"

Mom asked.

I looked in my pocket, and there it was. I don't believe it!



1.



2.



3.



4.



5.



6.





own

Say the word own  
aloud as you trace it.

own

Now practice writing the word once on each line.

\_\_\_\_\_

\_\_\_\_\_

\_\_\_\_\_

\_\_\_\_\_

\_\_\_\_\_


\_\_\_\_\_

\_\_\_\_\_

\_\_\_\_\_

\_\_\_\_\_

\_\_\_\_\_



I have my \_\_\_\_\_ room.



# Ring Around the Rhyme

Draw a line to the words that rhyme with **own**.

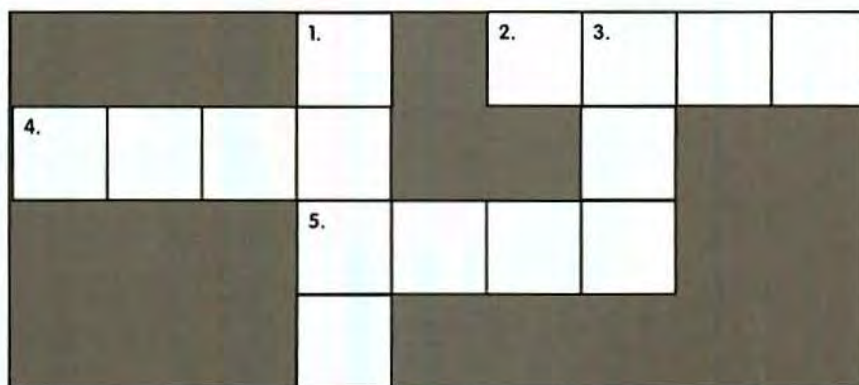
Underline the letters **o-w-n** in each word.



# Review: Crossword Puzzle!

Use the sentence clues below to solve the crossword puzzle.

your open stop don't own



## Across

2. I like \_\_\_\_\_ new coat!
4. Please \_\_\_\_\_ touch the glass.
5. It's time to \_\_\_\_\_ your gifts.

## Down

1. Let's \_\_\_\_\_ and play at the park.
3. I brought my \_\_\_\_\_ lunch.



# Review: High Five

Look for the review words as you read the sentences inside each box. Put a check in the box that uses all five review words.

☐

1. Please don't open your door. Wait until we stop the car.

☐

2. Can I use your scissors to open this box? I don't own any scissors.

☐

3. Why don't you stop talking and open your own book?

☐

4. Don't stop at the park on the way home. You will be late for your piano lesson.





may

Say the word may  
aloud as you trace it.

may

Now practice writing the word once on each line.

\_\_\_\_\_

\_\_\_\_\_

\_\_\_\_\_

\_\_\_\_\_

\_\_\_\_\_


\_\_\_\_\_

\_\_\_\_\_

\_\_\_\_\_

\_\_\_\_\_

\_\_\_\_\_


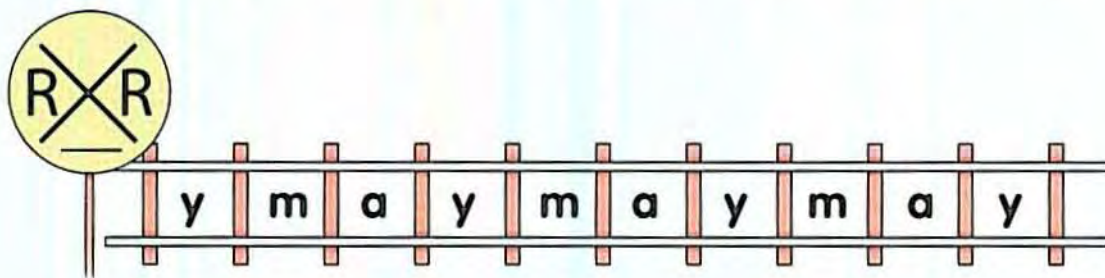
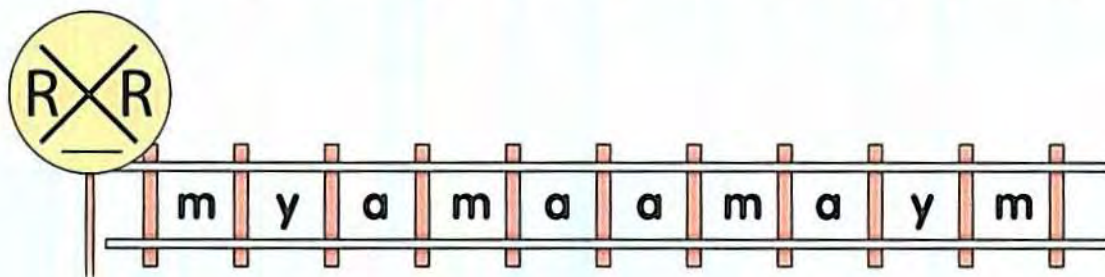
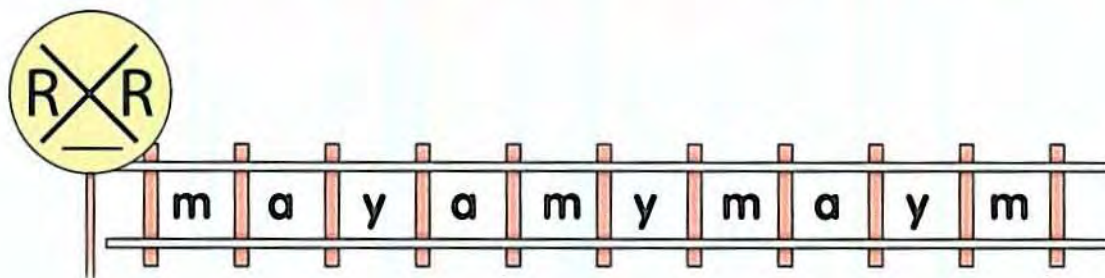


I have some milk?



# Keep on Track

Look for the word may in each track. Circle it each time you see it. Then count the number of circled words in each track and write it in the sign.




think

Say the word  
think aloud as  
you trace it.

think

Now practice writing the word once on each line.

Handwriting practice lines consisting of solid top and bottom lines with a dashed middle line for tracing.




I need to \_\_\_\_\_ about it.



# Maze Craze

Help the monkey find its way through the maze.

Connect the letters t-h-i-n-k to make the word think.





read

Say the word  
read aloud as  
you trace it.

read

Now practice writing the word once on each line.

\_\_\_\_\_

.....

\_\_\_\_\_

\_\_\_\_\_

.....

\_\_\_\_\_

\_\_\_\_\_


.....

\_\_\_\_\_

\_\_\_\_\_

.....

\_\_\_\_\_

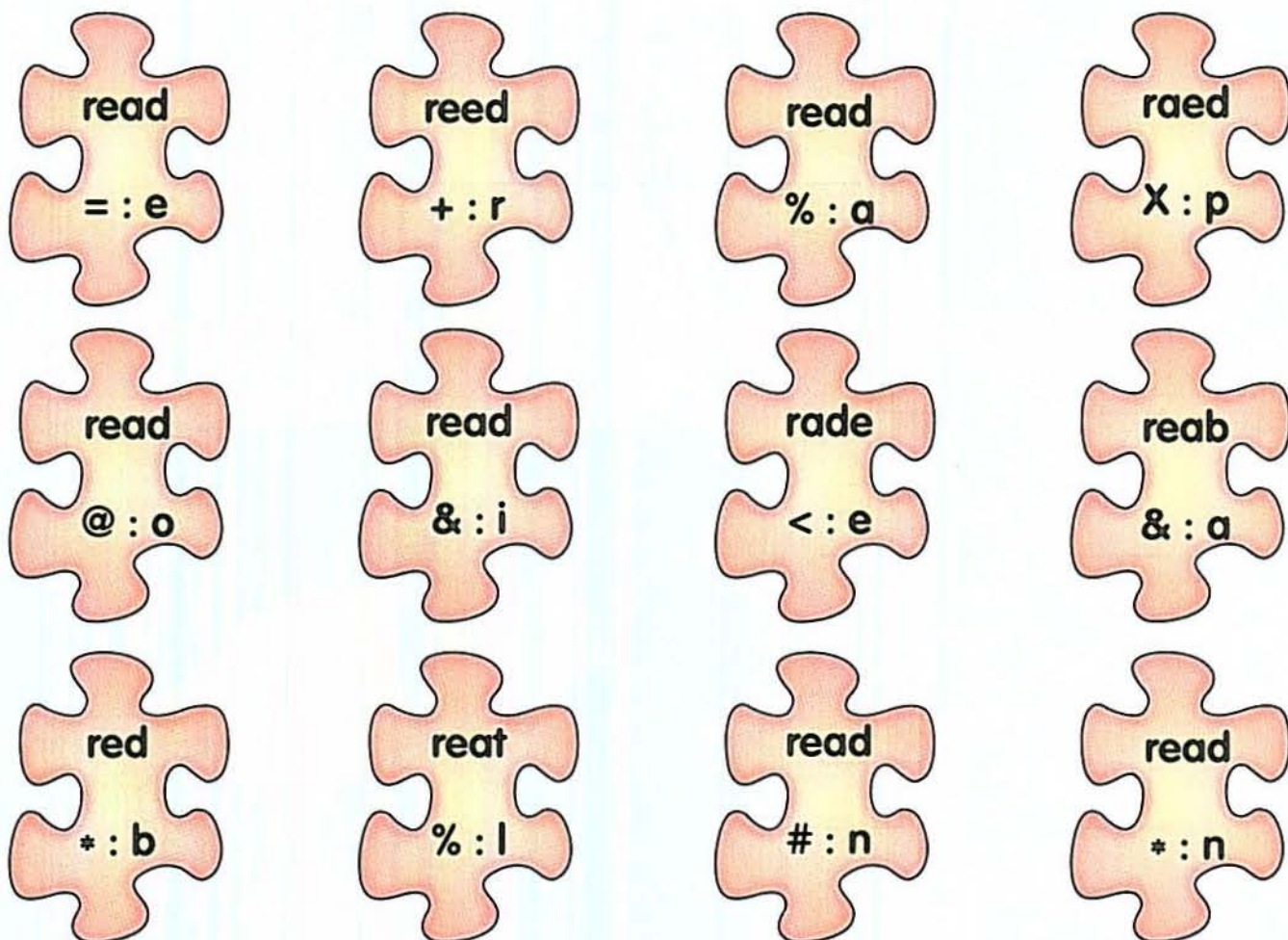


I like to \_\_\_\_\_ books.



# Solve the Puzzle

Circle the puzzle pieces that have the word **read** inside. Put an X through the other puzzle pieces. Use the code inside the circled puzzle pieces to solve the word puzzle below.



millio1n

---

@   \*   =   &   #   %   million



right

Say the word  
right aloud as  
you trace it.

right

Now practice writing the word once on each line.

\_\_\_\_\_

\_\_\_\_\_

\_\_\_\_\_

\_\_\_\_\_

\_\_\_\_\_

\_\_\_\_\_

\_\_\_\_\_

\_\_\_\_\_

\_\_\_\_\_

\_\_\_\_\_



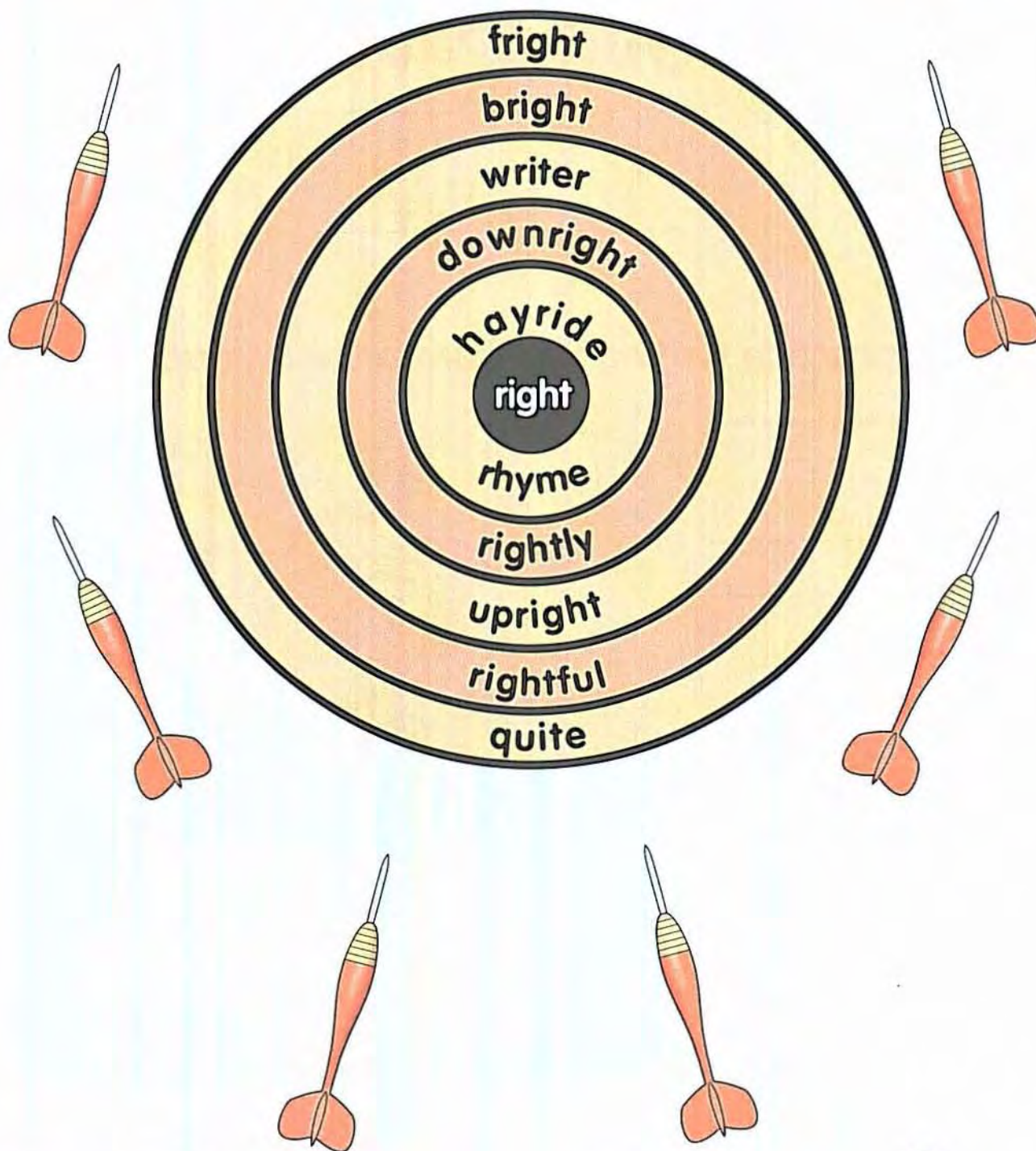
This is my \_\_\_\_\_ foot.



# Target Words

Circle the words that have **right** hidden inside.

Underline the letters **r-i-g-h-t** in each circled word.




know

Say the word  
know aloud as  
you trace it.

know

Now practice writing the word once on each line.

Handwriting practice lines for the word 'know'. Each set consists of a solid top line, a dashed middle line, and a solid bottom line. There are five such sets of lines provided for practice.



I \_\_\_\_\_ the answer.



# Q Versus A

Circle the word **know** every time it appears. When you circle the word **know** in a question, give the Q Team a point. When you circle the word **know** in an answer, give the A Team a point. See how many points the Qs and As get!

**Q:** Do you know how to swim?

**A:** I know how to swim very well.

**Q:** Have you met Chris before?

**A:** Yes, we already know each other.

**Q:** How do you know Susan?

**A:** I know her from my class.

**Q:** Which way is the park?

**A:** I don't know.

**Q:**


**A:**



# Review: Crossword Puzzle!

Use the sentence clues below to solve the crossword puzzle.

may think read right know



## Across

2. Let's \_\_\_\_\_ a story.

3. Stop and \_\_\_\_\_ about the answer.

## Down

1. You \_\_\_\_\_ have a cookie.

2. Turn \_\_\_\_\_ at the corner.

4. I \_\_\_\_\_ how to ride a bike.



## Review: Black Out!

Read each sentence, and find the missing word in the boxes. Put an X through all the boxes that show the missing word.

A.

may	read
think	right

B.

read	think
right	know

1. Mom said I \_\_\_\_\_ go to the library.
2. It is \_\_\_\_\_ around the corner.
3. I like to \_\_\_\_\_ new books.
4. I \_\_\_\_\_ I have read almost every book there.
5. The more I read, the more I will \_\_\_\_\_ !

Which square has all of its boxes marked off first? \_\_\_\_\_



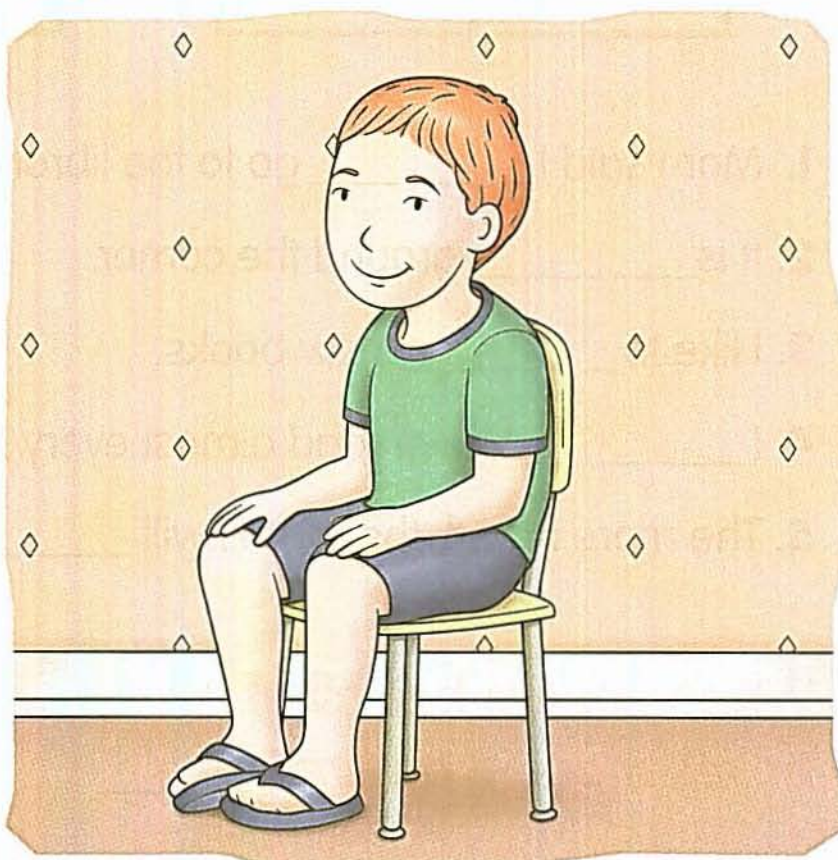
sit

Say the word **sit**  
aloud as you trace it.

sit

Now practice writing the word once on each line.

Handwriting practice lines consisting of solid top and bottom lines with a dashed middle line. There are eight sets of these lines for practice.

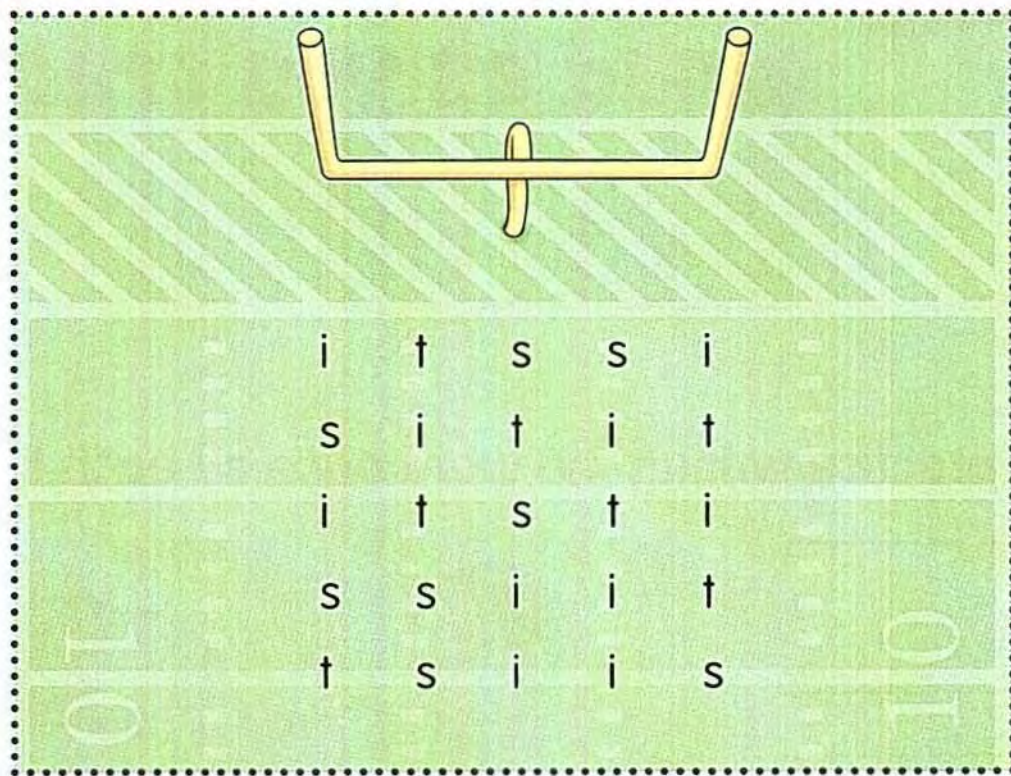


Please \_\_\_\_\_ down.

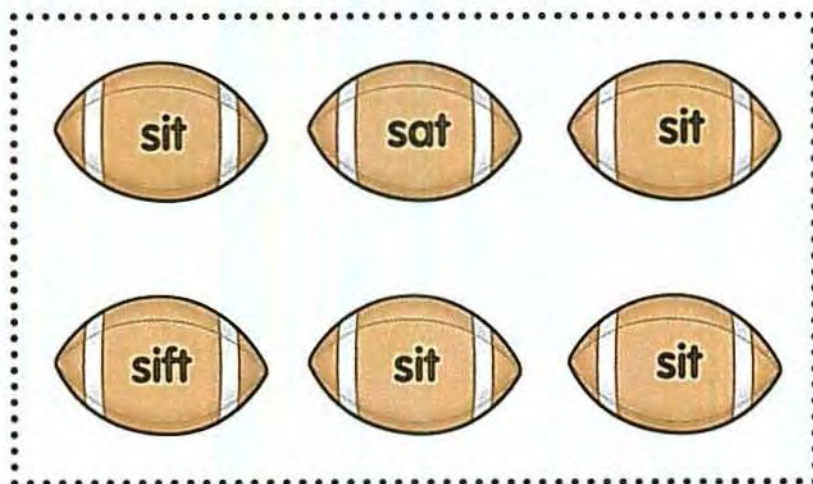


# Sport Search

Find the word **sit** three times in the word search.



Cross out all the footballs that don't show the word **sit**.





walk

Say the word walk  
aloud as you trace it.

walk

Now practice writing the word once on each line.

\_\_\_\_\_

.....

\_\_\_\_\_

.....

\_\_\_\_\_

.....


\_\_\_\_\_

.....

\_\_\_\_\_

.....

\_\_\_\_\_


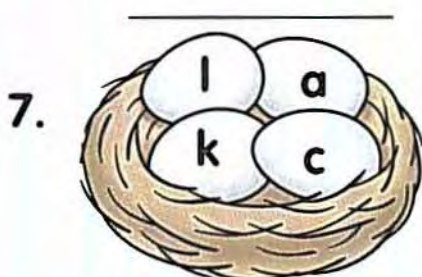
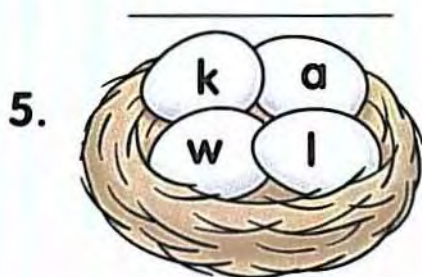

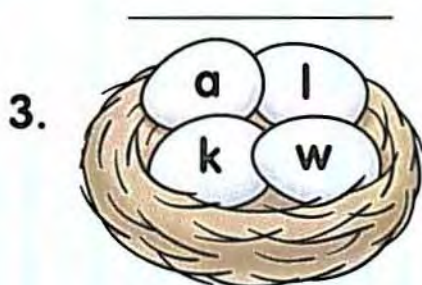
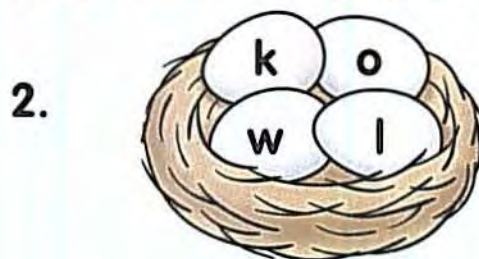


I like to \_\_\_\_\_ with my dog.



# Scrambled Eggs

Look at the eggs inside each nest. Can the letters be unscrambled to make the word walk? If they can, write walk on the line. If not, leave the line blank.





just

Say the word  
just aloud as  
you trace it.

just

Now practice writing the word once on each line.

\_\_\_\_\_

\_\_\_\_\_

\_\_\_\_\_

\_\_\_\_\_

\_\_\_\_\_


\_\_\_\_\_

\_\_\_\_\_

\_\_\_\_\_

\_\_\_\_\_

\_\_\_\_\_






I \_\_\_\_\_ woke up.



# Match Patch

Look at the letters in each wheelbarrow and find the matching pumpkin to complete the word **just**. As you draw lines to the pumpkins, see which letters you pass through. Write the letters below to answer the riddle.



p



f

l

u

m

e



What do you call a chubby pumpkin?

A p\_\_\_\_\_pkin




then

Say the word  
then aloud as  
you trace it.

then

Now practice writing the word once on each line.

Handwriting practice lines for the word "then". Each set consists of a solid top line, a dashed middle line, and a solid bottom line. There are four such sets of lines provided for practice.



It rained, \_\_\_\_\_ the sun  
came out.



# Word Hunt

The word **then** is in the story five times. Hunt for the word and circle it each time it appears. Then circle the tents with the word **then** inside.



My family likes to camp more than anything. Last time we camped, I lost my flashlight. I looked in our tent, then I looked outside. It was so dark, I bumped into my dad! Then we both bumped into my mom.

"If we had a flashlight, then we could find our way!" I told them.

"We don't need a flashlight," Dad said. Then he lit a match to give us light.

We found our way back to the tent. Only then did we find the flashlight. It was inside my sleeping bag!

1.



2.



3.



4.



5.



6.





an

Say the word **an**  
aloud as you trace it.

an

Now practice writing the word once on each line.

\_\_\_\_\_

\_\_\_\_\_

\_\_\_\_\_

\_\_\_\_\_

\_\_\_\_\_

\_\_\_\_\_

\_\_\_\_\_

\_\_\_\_\_



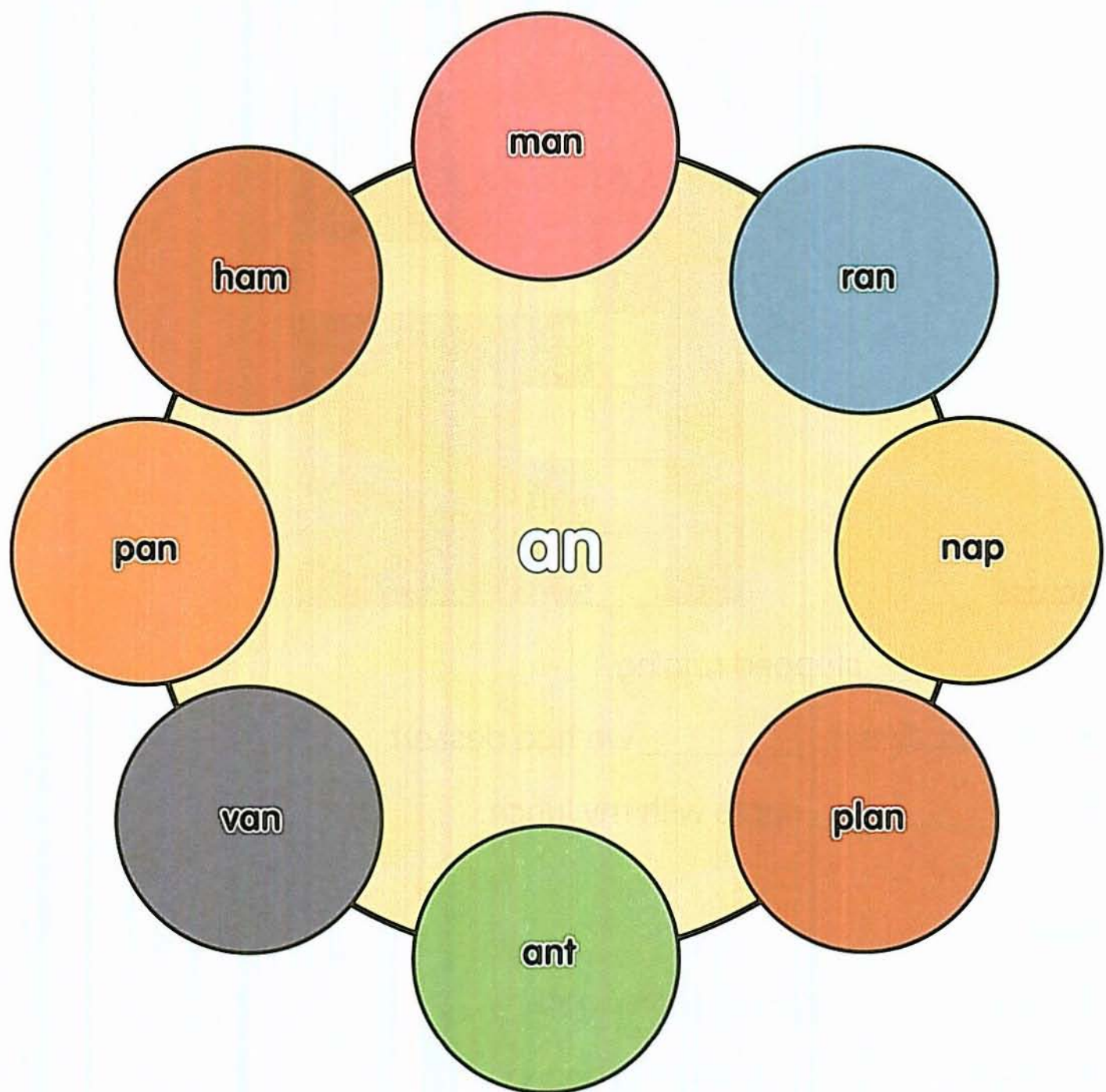
I need \_\_\_\_\_ umbrella.



# Ring Around the Rhyme

Draw a line to the words that rhyme with **an**.


Underline the letters **a-n** in each word.



# Review: Crossword Puzzle!

Use the sentence clues below to solve the crossword puzzle.

then just an walk sit



## Across

1. It \_\_\_\_\_ stopped raining.
3. We had dinner, \_\_\_\_\_ we had dessert.
5. I ate \_\_\_\_\_ apple with my lunch.

## Down

2. Let's \_\_\_\_\_ down at the table.
4. I like to \_\_\_\_\_ along the beach.



# Review: High Five

Look for the review words as you read the sentences inside each box. Put a check in the box that uses all five review words.

☐

1. Find an empty chair and sit down.

Then we will start the movie.

☐

2. If I don't have an egg, then I can't

bake cookies. I'll just walk to the store and buy one.

☐

3. I was just about to go on a walk.

Then Mom told me to sit down and do an art project.

☐

4. The bus was an hour late. I was just

about to walk home!





# Review: ABC Gumballs

Write the review words in alphabetical order.



1. \_\_\_\_\_

2. \_\_\_\_\_

3. \_\_\_\_\_

4. \_\_\_\_\_

5. \_\_\_\_\_

6. \_\_\_\_\_

7. \_\_\_\_\_

8. \_\_\_\_\_

9. \_\_\_\_\_

10. \_\_\_\_\_

11. \_\_\_\_\_

12. \_\_\_\_\_

13. \_\_\_\_\_

14. \_\_\_\_\_

15. \_\_\_\_\_



# Review: Super Sentences

Use the review words to complete the sentences.

1. You \_\_\_\_\_ have the toy  
\_\_\_\_\_, and \_\_\_\_\_ it's  
\_\_\_\_\_ turn.



his                      may  
first                    then

2. I try to \_\_\_\_\_ down and  
\_\_\_\_\_ a story \_\_\_\_\_ a  
day.



read            sit            once

3. To get to the park, \_\_\_\_\_  
to the \_\_\_\_\_ sign at the  
corner. Turn \_\_\_\_\_ and  
go \_\_\_\_\_ the bridge.



right                      stop  
over                      walk

4. I \_\_\_\_\_ the keys that  
\_\_\_\_\_ the door. They  
\_\_\_\_\_ under \_\_\_\_\_  
coat.



were                      found  
your                      open




buy

Say the word **buy**  
aloud as you trace it.

buy

Now practice writing the word once on each line.

Handwriting practice lines for the word "buy". Each line set consists of a solid top line, a dashed middle line, and a solid bottom line. There are five such sets of lines provided for practice.



I'd like to \_\_\_\_\_ some milk.



# Keep on Track

Look for the word **buy** in each track. Circle it each time you see it. Then count the number of circled words in each track and write it in the sign.



u b y b u y b u y b



b u y b u y u b u y



y b y u y b u y b y





those

Say the word  
those aloud as  
you trace it.

those

Now practice writing the word once on each line.

Handwriting practice lines consisting of solid top and bottom lines with a dashed middle line for tracing.

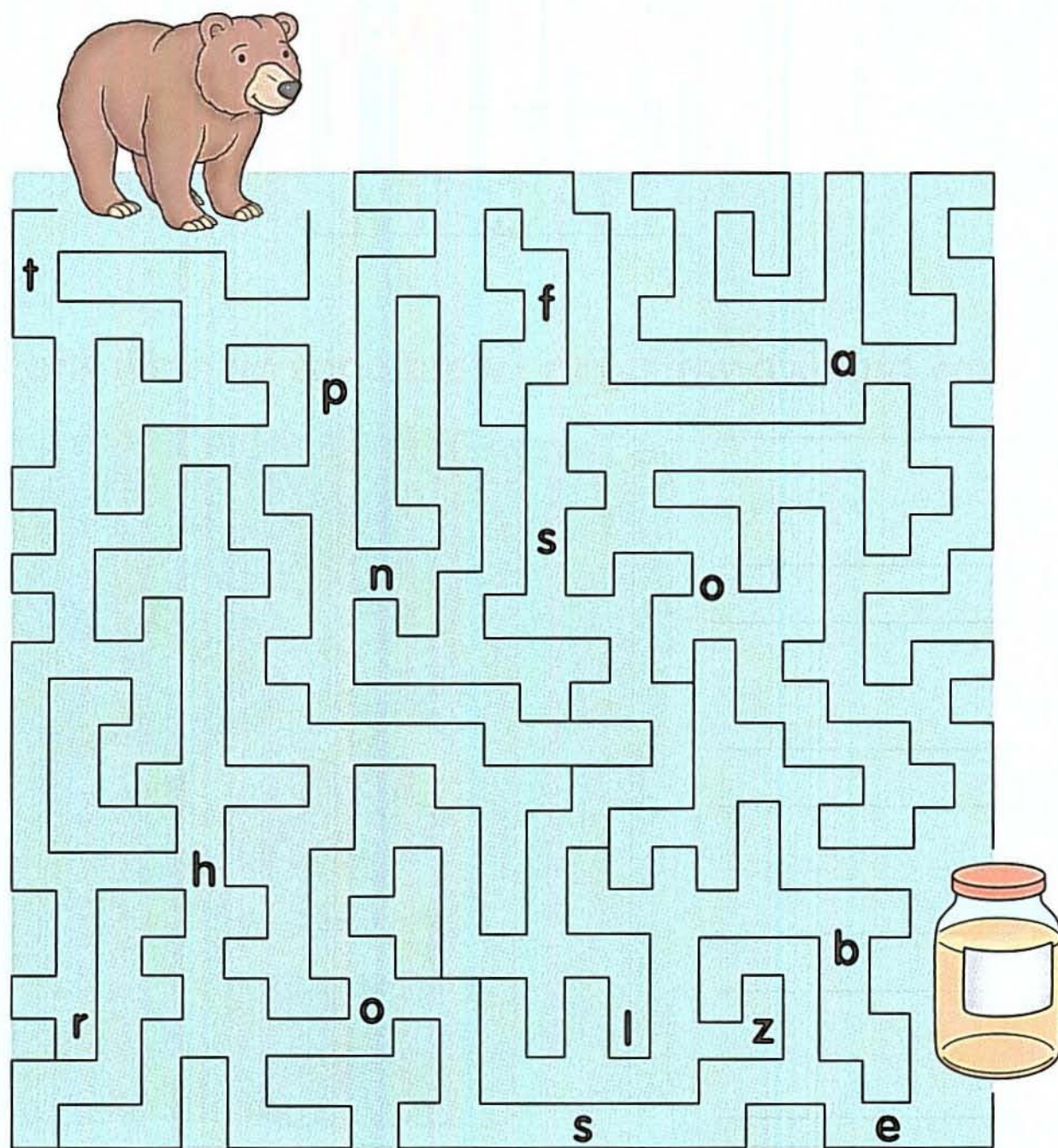


I want to wear \_\_\_\_\_ shoes.



# Maze Craze

Help the bear find its way through the maze.  
Connect the letters t-h-o-s-e to make the word  
those.






many

Say the word  
many aloud as  
you trace it.

many

Now practice writing the word once on each line.

Handwriting practice lines consisting of solid top and bottom lines with a dashed middle line for tracing.

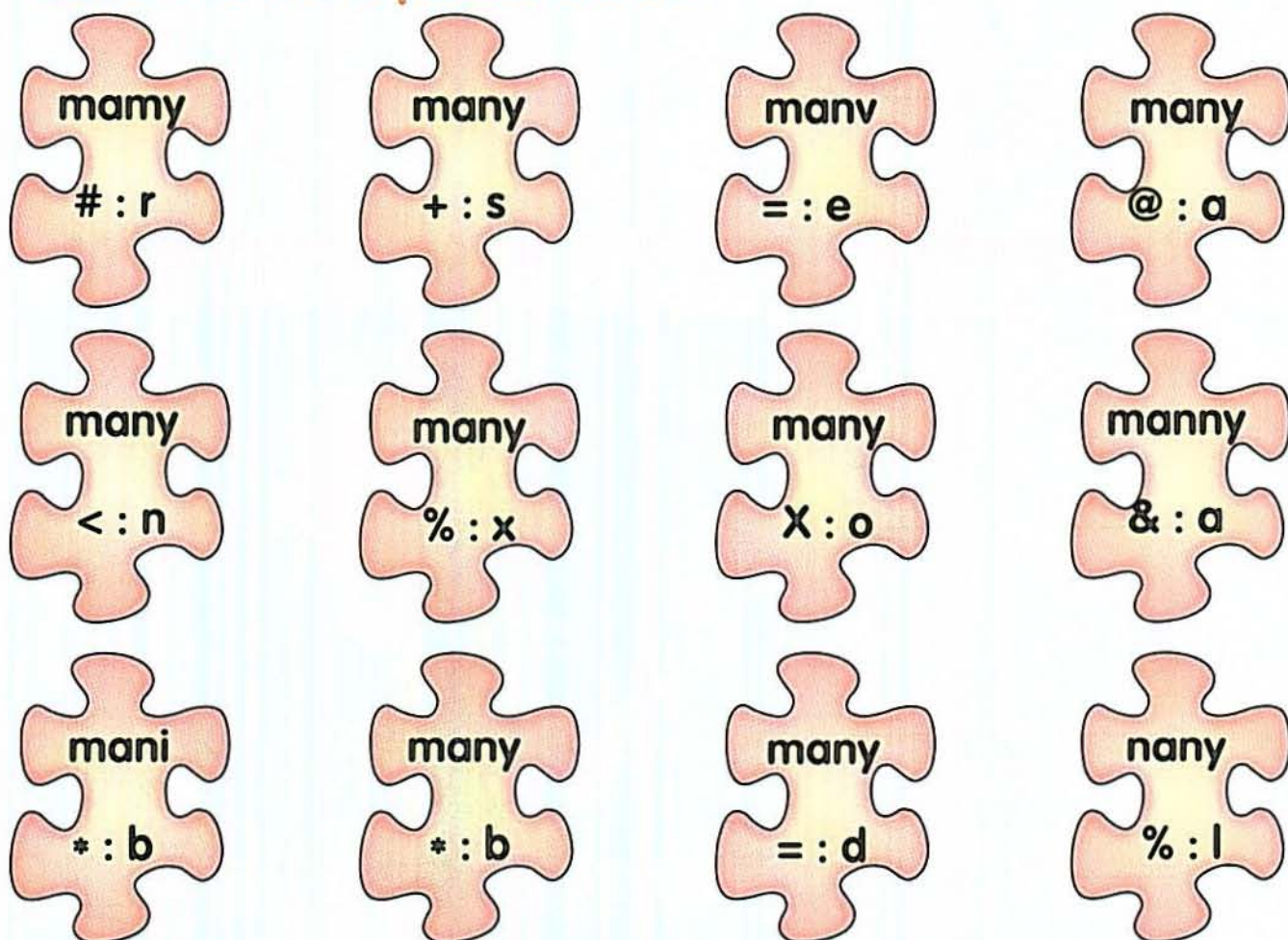


How \_\_\_\_\_ apples do I have?



# Solve the Puzzle

Circle the puzzle pieces that have the word **many** inside. Put an X through the other puzzle pieces. Use the code inside the circled puzzle pieces to solve the word puzzle below.



sand

---

+      @      <      =      \*      X      %



or

Say the word **or**  
aloud as you trace it.

or

Now practice writing the word once on each line.

\_\_\_\_\_

\_\_\_\_\_

\_\_\_\_\_

\_\_\_\_\_

\_\_\_\_\_


\_\_\_\_\_

\_\_\_\_\_

\_\_\_\_\_

\_\_\_\_\_

\_\_\_\_\_

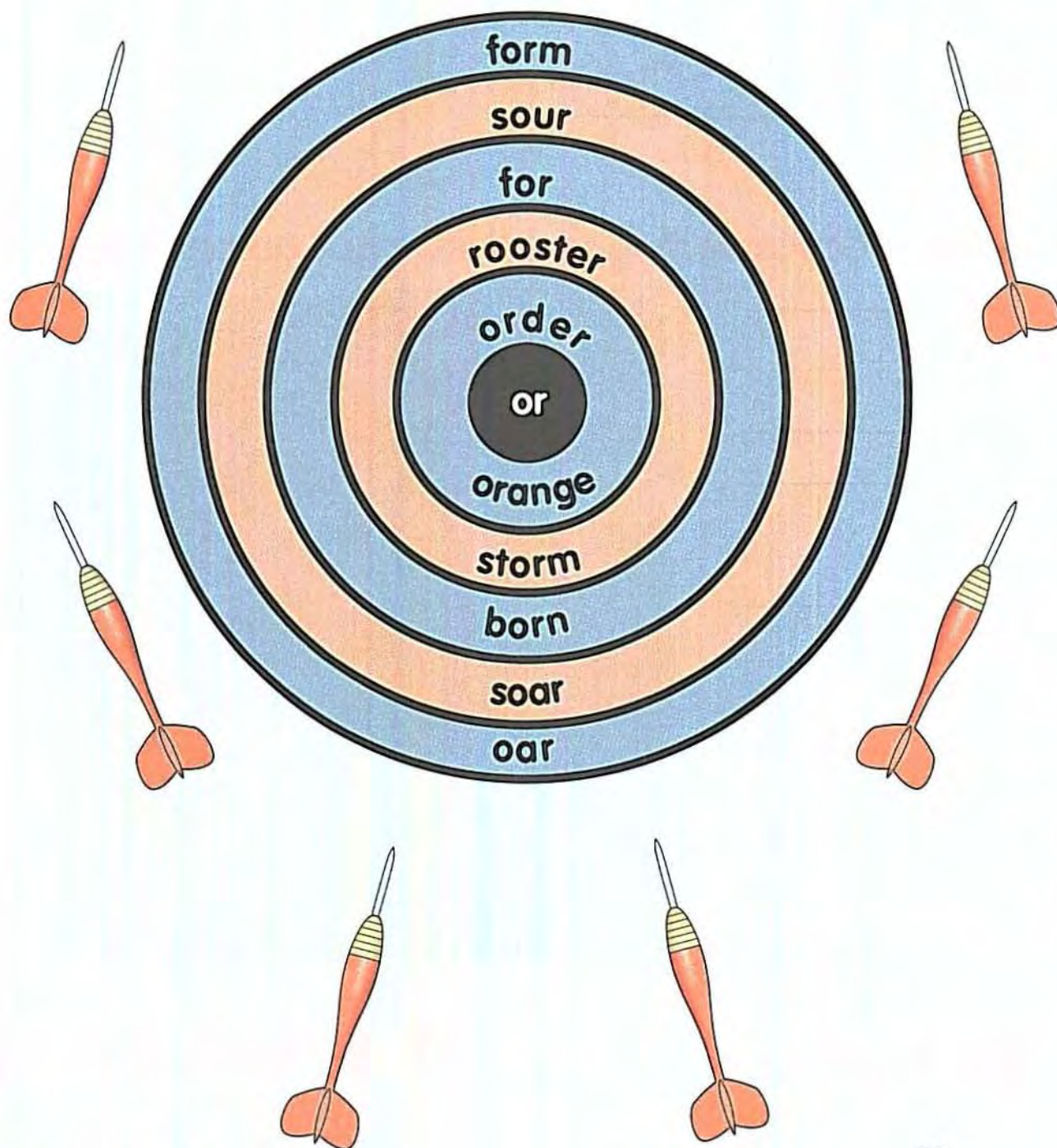


Do you want milk \_\_\_\_\_ juice?



# Target Words

Circle the words that have **or** hidden inside.  
Underline the letters **o-r** in each circled word.





does

Say the word **does**  
aloud as you trace it.

does

Now practice writing the word once on each line.

\_\_\_\_\_

\_\_\_\_\_

\_\_\_\_\_

\_\_\_\_\_

\_\_\_\_\_


\_\_\_\_\_

\_\_\_\_\_

\_\_\_\_\_

\_\_\_\_\_

\_\_\_\_\_



When \_\_\_\_\_ the mail come?



# Q Versus A

Circle the word **does** every time it appears. When you circle the word **does** in a question, give the Q Team a point. When you circle the word **does** in an answer, give the A Team a point. See how many points the Qs and As get!

**Q:** Where does Mom keep the cookies?

**A:** She keeps them in the jar.

**Q:** Does Emily know how to swim?

**A:** Yes, she does.

**Q:** How does your dad wash the car?

**A:** He does it with a hose.

**Q:** When does the mall open?

**A:** It opens at 10:00 AM.


**Q:**

**A:**

# Review: Crossword Puzzle!

Use the sentence clues below to solve the crossword puzzle.

buy those many or does



## Across

2. Do you want the blue \_\_\_\_\_ the red one?
3. When \_\_\_\_\_ lunch time start?
5. How \_\_\_\_\_ kids are in this class?

## Down

1. Please pass me \_\_\_\_\_ books.
4. We \_\_\_\_\_ milk at the market.



# Review: Black Out!

Read each sentence, and find the missing word in the boxes. Put an X through all the boxes that show the missing word.

A.

buy	those
many	or

B.

or	many
does	buy

1. What \_\_\_\_\_ everyone want for dessert?
2. Let's go \_\_\_\_\_ some ice cream.
3. Do you want a cone \_\_\_\_\_ a cup?
4. How \_\_\_\_\_ scoops do you want?
5. Please pass us \_\_\_\_\_ napkins!

Which square has all of its boxes marked off first? \_\_\_\_\_



why

Say the word **why**  
aloud as you trace it.

why

Now practice writing the word once on each line.

\_\_\_\_\_

\_\_\_\_\_

\_\_\_\_\_

\_\_\_\_\_

\_\_\_\_\_


\_\_\_\_\_

\_\_\_\_\_

\_\_\_\_\_

\_\_\_\_\_

\_\_\_\_\_

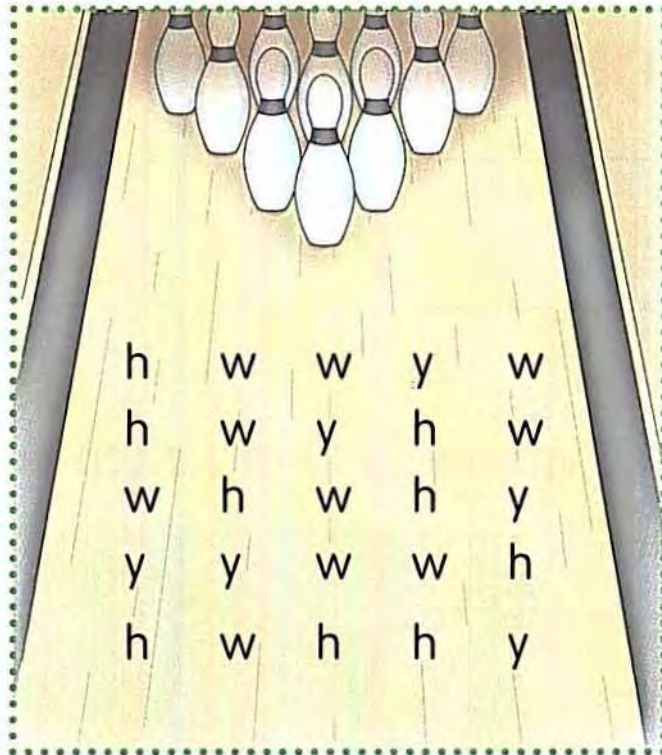


I don't know \_\_\_\_\_ the sky  
is blue.

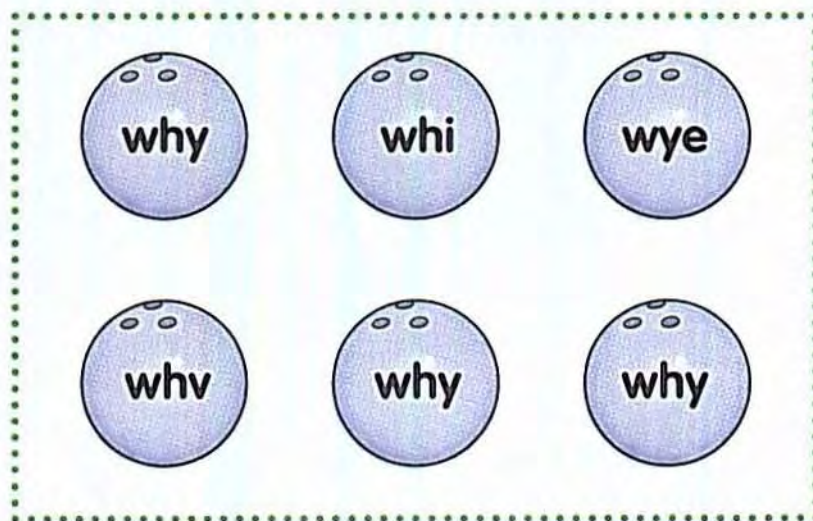


# Sport Search

Find the word **why** three times in the word search.



Cross out all the bowling balls that don't show the word **why**.



off

Say the word off  
aloud as you trace it.

off

Now practice writing the word once on each line.

Handwriting practice lines consisting of solid top and bottom lines with a dashed middle line for tracing.











Turn the lights \_\_\_\_\_, please.



# Scrambled Eggs

Look at the eggs inside each nest. Can the letters be unscrambled to make the word **off**? If they can, write **off** on the line. If not, leave the line blank.





five

Say the word  
five aloud as  
you trace it.

five

Now practice writing the word once on each line.

\_\_\_\_\_

\_\_\_\_\_

\_\_\_\_\_

\_\_\_\_\_

\_\_\_\_\_


\_\_\_\_\_

\_\_\_\_\_

\_\_\_\_\_

\_\_\_\_\_

\_\_\_\_\_

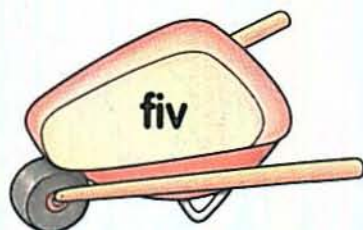
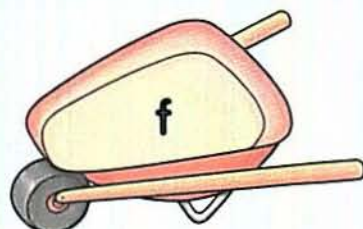
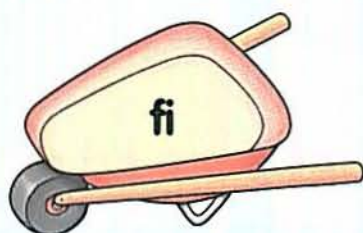


I have \_\_\_\_\_ fingers on  
this hand.



# Match Patch

Look at the letters in each wheelbarrow and find the matching pumpkin to complete the word five. As you draw lines to the pumpkins, see which letters you pass through. Write the letters below to answer the riddle.



g


n

a

r

p

u



What do you call a pumpkin that's in a bad mood?

A \_\_\_\_\_mpkin



them

Say the word  
them aloud as  
you trace it.

them

Now practice writing the word once on each line.

\_\_\_\_\_

\_\_\_\_\_

\_\_\_\_\_

\_\_\_\_\_

\_\_\_\_\_

\_\_\_\_\_

\_\_\_\_\_

\_\_\_\_\_

\_\_\_\_\_

\_\_\_\_\_




I have two dogs. I like to play  
with \_\_\_\_\_.



# Word Hunt

The word **them** is in the story five times. Hunt for the word and circle it each time it appears. Then circle the umbrellas with the word **them** inside.



I can't find my rain boots. It's raining outside, so I need to wear them. They are usually in my closet. I looked in the closet, but they weren't there. Then I looked under my bed. I can't find them anywhere. The last time I wore them was yesterday. I took them off when I put down my umbrella. I know where they are now! I put them under my umbrella!

1.



2.



3.



4.



5.



6.





its

Say the word **its**  
aloud as you trace it.

its

Now practice writing the word once on each line.

\_\_\_\_\_

\_\_\_\_\_

\_\_\_\_\_

\_\_\_\_\_

\_\_\_\_\_

\_\_\_\_\_

\_\_\_\_\_

\_\_\_\_\_

\_\_\_\_\_



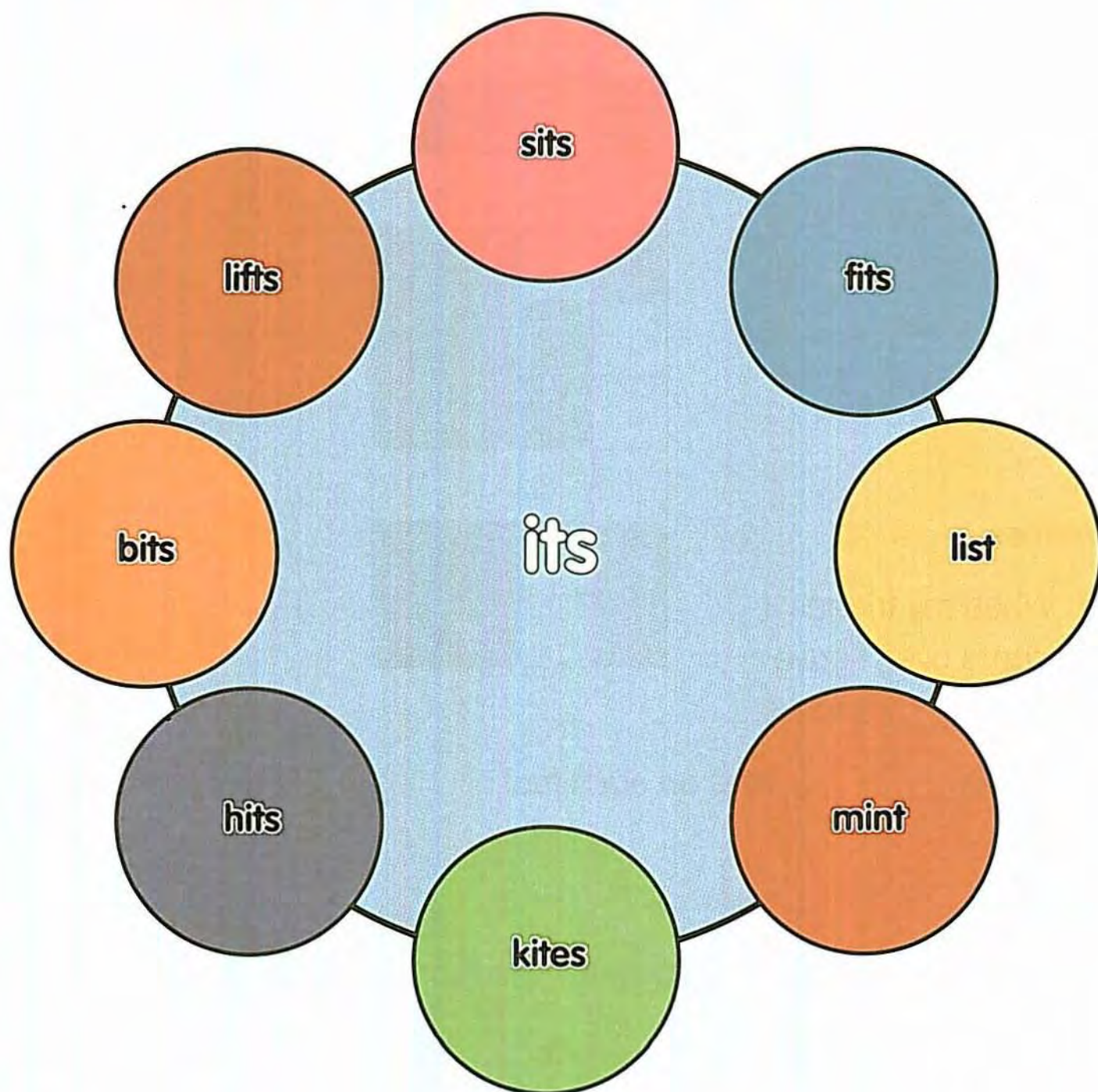
Let's help the bird find  
\_\_\_\_\_ nest.



# Ring Around the Rhyme

Draw a line to the words that rhyme with **its**.


Underline the letters **i-t-s** in each word.



# Review: Crossword Puzzle!

Use the sentence clues below to solve the crossword puzzle.

why off five them its



## Across

2. When my friends  
came over, I gave  
\_\_\_\_\_ snacks.

4. I have \_\_\_\_\_ toes on each foot.

## Down

1. \_\_\_\_\_ is blue your favorite color?

3. Turn \_\_\_\_\_ the radio, please.

5. The bus is on \_\_\_\_\_ way to the city.



# Review: High Five

Look for the review words as you read the sentences inside each box. Put a check in the box that uses all five review words.

☐

1. Why do you have five hats on? Take four of them off!

☐

2. There are five cookies in the box. Why don't we take its lid off and eat them?

☐

3. Why is my coat on the floor? I think it fell off its hook.

☐

4. Why did you wear muddy shoes in the house? Please take them off right away.






has

Say the word has  
aloud as you trace it.

has

Now practice writing the word once on each line.

Handwriting practice lines for the word "has". Each line set consists of a solid top line, a dashed middle line, and a solid bottom line. There are five such sets of lines provided for practice.



He \_\_\_\_\_ a ball and a bat.



# Keep on Track

Look for the word **has** in each track. Circle it each time you see it. Then count the number of circled words in each track and write it in the sign.



h a s s h a s h a s



h a h a s a s h a h



h a h h a s s h a s





green

Say the word  
green aloud as  
you trace it.

green

Now practice writing the word once on each line.

\_\_\_\_\_

.....

\_\_\_\_\_

\_\_\_\_\_

.....

\_\_\_\_\_

\_\_\_\_\_


.....

\_\_\_\_\_

\_\_\_\_\_

.....

\_\_\_\_\_




The grass is \_\_\_\_\_.



# Maze Craze

Help the ant find its way through the maze.

Connect the letters g-r-e-e-n to make the word green.



pull

Say the word pull  
aloud as you trace it.

pull

Now practice writing the word once on each line.

\_\_\_\_\_

\_\_\_\_\_

\_\_\_\_\_

\_\_\_\_\_

\_\_\_\_\_


\_\_\_\_\_

\_\_\_\_\_

\_\_\_\_\_

\_\_\_\_\_

\_\_\_\_\_


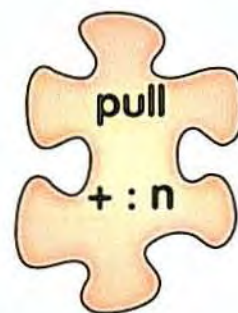
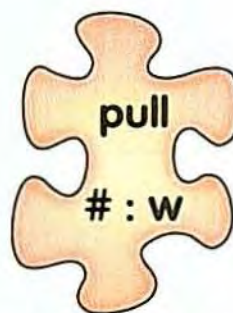
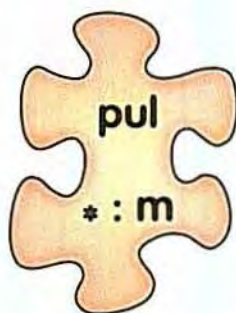
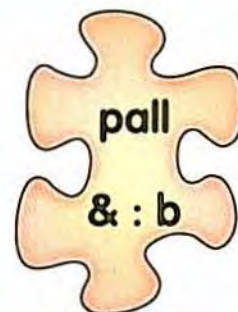
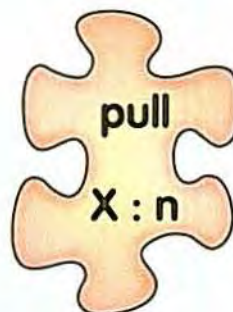
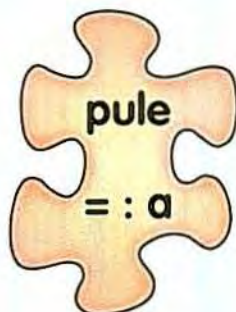
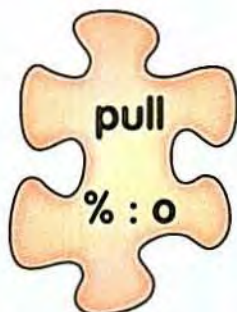
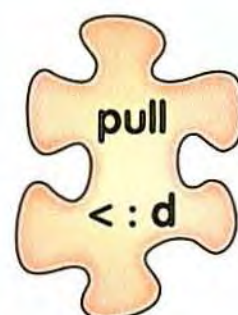
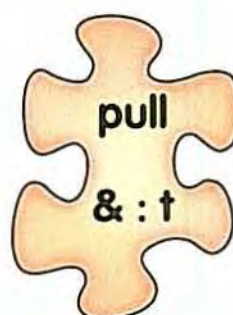
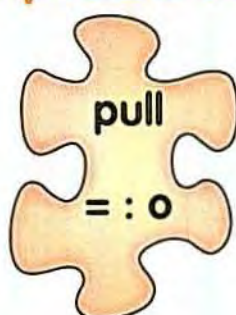
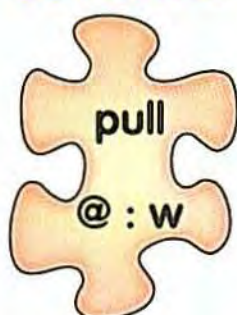


Please \_\_\_\_\_ the door to  
open it.



# Solve the Puzzle

Circle the puzzle pieces that have the word **pull** inside. Put an X through the other puzzle pieces. Use the code inside the circled puzzle pieces to solve the word puzzle below.






wash

Say the word  
wash aloud as  
you trace it.

wash

Now practice writing the word once on each line.

Handwriting practice lines consisting of solid top and bottom lines with a dashed middle line for tracing.



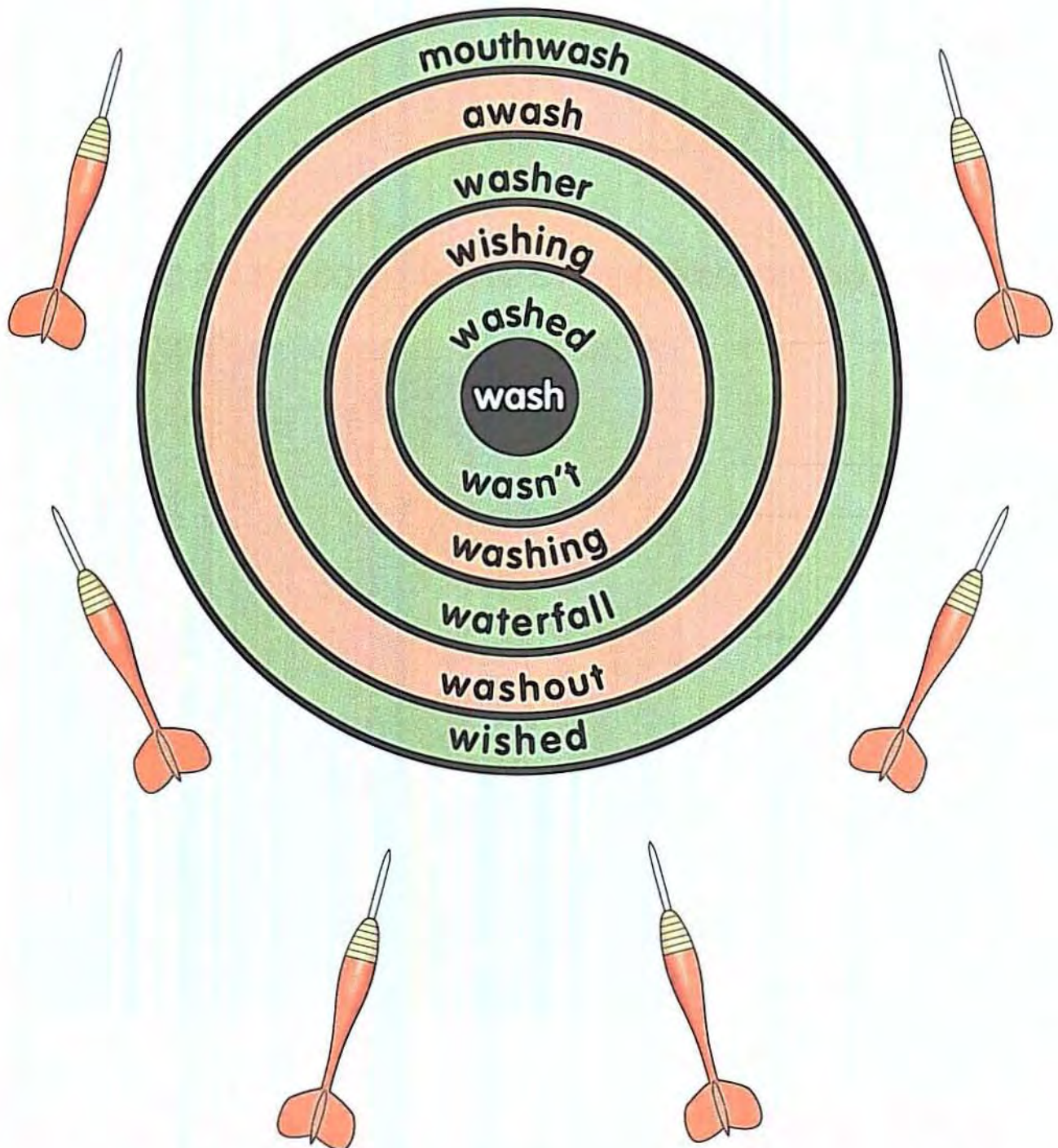
Please \_\_\_\_\_ your hands.



# Target Words

Circle the words that have wash hidden inside.

Underline the letters w-a-s-h in each circled word.





**tell**

Say the word **tell**  
aloud as you trace it.

tell

Now practice writing the word once on each line.

\_\_\_\_\_

.....

\_\_\_\_\_

.....

\_\_\_\_\_


.....

\_\_\_\_\_

.....

\_\_\_\_\_

.....



Will you \_\_\_\_\_ me a story?



# Q Versus A

Circle the word **tell** every time it appears. When you circle the word **tell** in a question, give the Q Team a point. When you circle the word **tell** in an answer, give the A Team a point. See how many points the Qs and As get!

**Q:** May I tell you a secret?

**A:** Sure, you may tell me a secret.

**Q:** Will you tell me where the cookies are?

**A:** I can't tell you until after lunch!

**Q:** Should we tell Dad about this?

**A:** Of course we should tell him.

**Q:** Would you tell Mom I'm ready?

**A:** I already told her!


Q:

A:

# Review: Crossword Puzzle!

Use the sentence clues below to solve the crossword puzzle.

has green pull wash tell



## Across

2. In spring, the leaves are \_\_\_\_\_.

3. Please \_\_\_\_\_ a chair up to the table.

5. The car is dirty so we need to \_\_\_\_\_ it.

## Down

1. Please \_\_\_\_\_ me about yourself.

4. My sister \_\_\_\_\_ pretty hair.



# Review: **Black Out!**

Read each sentence, and find the missing word in the boxes. Put an X through all the boxes that show the missing word.

A.

green	wash
has	tell

B.

pull	tell
has	green

1. Our teacher \_\_\_\_\_ a new game for us to play.
2. She will \_\_\_\_\_ us how to play.
3. Everyone has to \_\_\_\_\_ on a long rope.
4. If you fall in the grass, you could get a \_\_\_\_\_ stain.
5. We can \_\_\_\_\_ it off in the sink.

Which square has all of its boxes marked off first? \_\_\_\_\_



best

Say the word  
best aloud as  
you trace it.

best

Now practice writing the word once on each line.

\_\_\_\_\_

\_\_\_\_\_

\_\_\_\_\_

\_\_\_\_\_

\_\_\_\_\_


\_\_\_\_\_

\_\_\_\_\_

\_\_\_\_\_

\_\_\_\_\_

\_\_\_\_\_

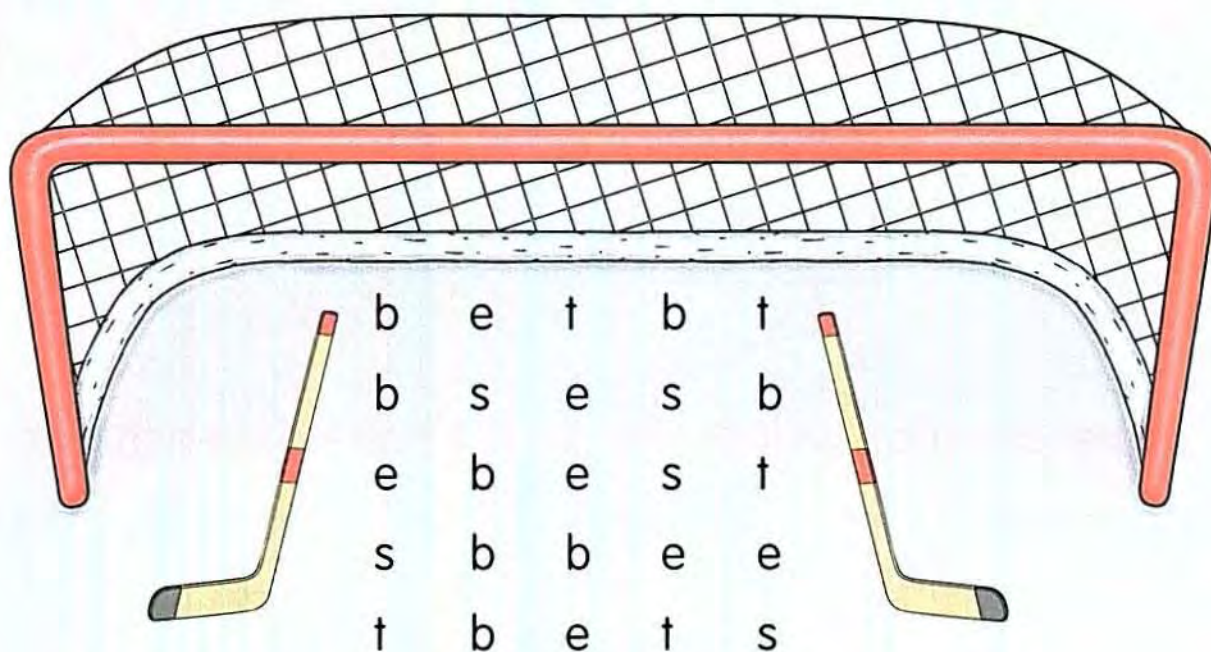


I baked the \_\_\_\_\_ pie.



# Sport Search

Find the word **best** three times in the word search.



Cross out all the hockey sticks that don't show the word **best**.





put

Say the word put  
aloud as you trace it.

put

Now practice writing the word once on each line.

Handwriting practice lines consisting of solid top and bottom lines with a dashed middle line for tracing.


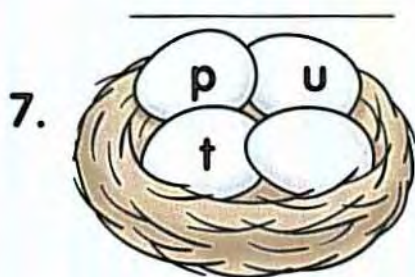


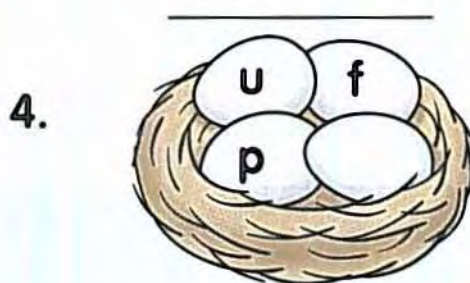
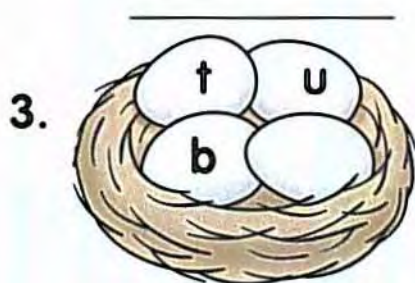
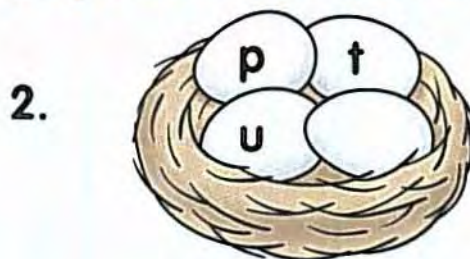



I \_\_\_\_\_ my toy in the box.



# Scrambled Eggs

Look at the eggs inside each nest. Can the letters be unscrambled to make the word **put**? If they can, write **put** on the line. If not, leave the line blank.





take

Say the word  
take aloud as  
you trace it.

take

Now practice writing the word once on each line.

Handwriting practice lines for the word 'take'.




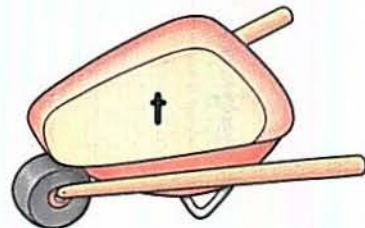
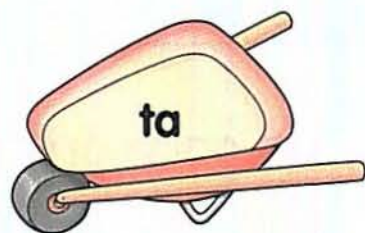


I \_\_\_\_\_ my dog to the park.



# Match Patch

Look at the letters in each wheelbarrow and find the matching pumpkin to complete the word **take**. As you draw lines to the pumpkins, see which letters you pass through. Write the letters below to answer the riddle.



What does a pumpkin say when you ask "How are you"?

I'm \_\_\_\_\_ e.





when

Say the word  
when aloud as  
you trace it.

when

Now practice writing the word once on each line.

\_\_\_\_\_

.....

\_\_\_\_\_

.....

\_\_\_\_\_


.....

\_\_\_\_\_

.....

\_\_\_\_\_

.....




The bell rings \_\_\_\_\_ it's  
time for lunch.



# Word Hunt

The word **when** is in the story five times. Hunt for the word and circle it each time it appears. Then circle the lunch boxes with the word **when** inside.



I don't know where my lunch box is. When all the kids are eating, I'll have no lunch! I went to the lost and found. It wasn't there. When was the last time I had my lunch box? I know I had it when I got to school. I was on the playground before school. Maybe I left it by the swings when I was playing there. When I went and looked by the swings, my lunchbox was there! I can hardly wait to eat lunch!

1.



2.



3.



4.



5.



6.





ask

Say the word ask  
aloud as you trace it.

ask

Now practice writing the word once on each line.

\_\_\_\_\_

.....

\_\_\_\_\_

\_\_\_\_\_

.....

\_\_\_\_\_

\_\_\_\_\_


.....

\_\_\_\_\_

\_\_\_\_\_

.....

\_\_\_\_\_



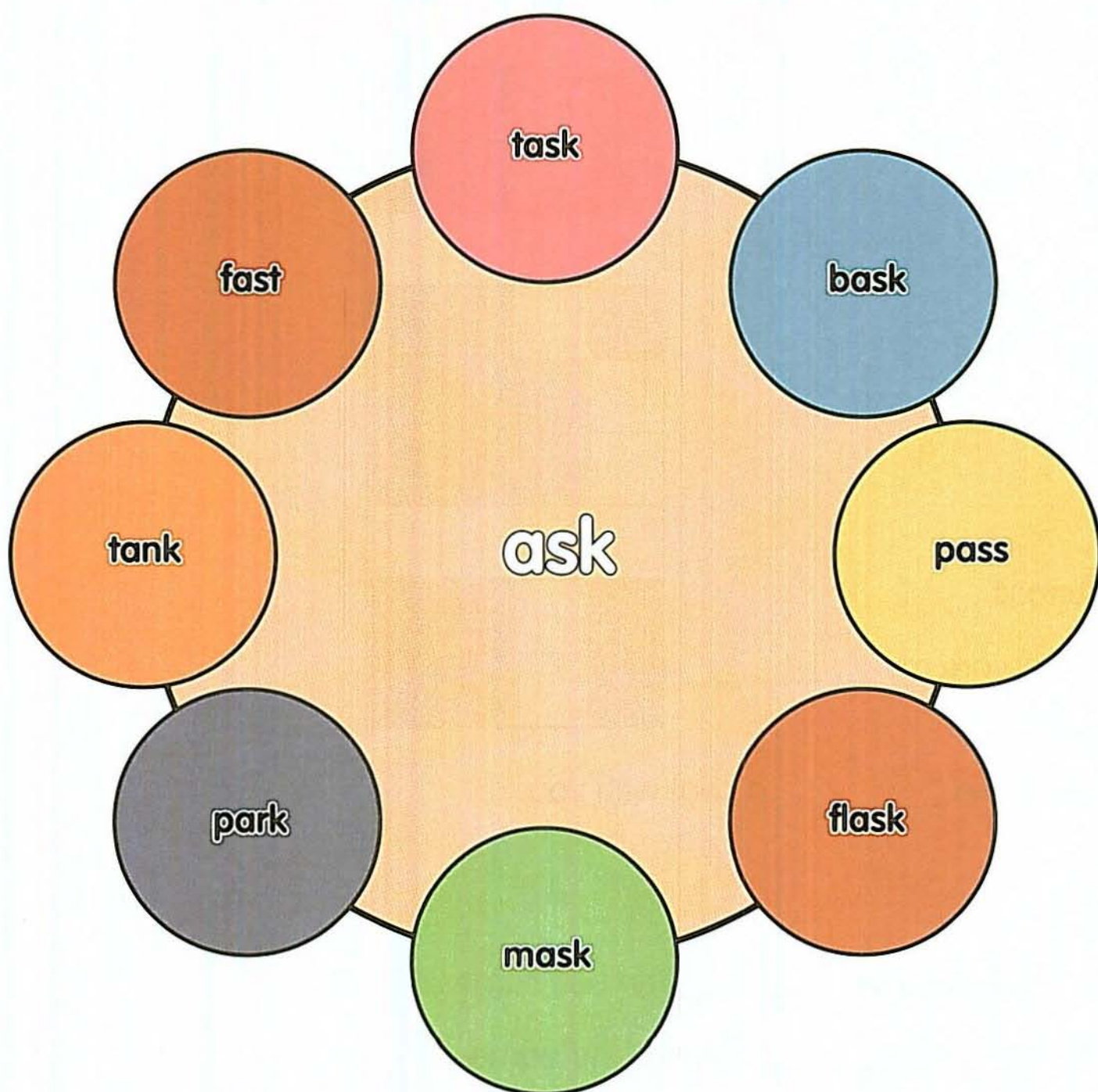
I'll \_\_\_\_\_ my teacher for help.



# Ring Around the Rhyme

Draw a line to the words that rhyme with ask.


Underline the letters a-s-k in each word.



# Review: Crossword Puzzle!

Use the sentence clues below to solve the crossword puzzle.

best put take when ask



## Across

2. You are my \_\_\_\_\_ friend.

4. Please \_\_\_\_\_ a coat with you.

## Down

1. Do you know \_\_\_\_\_ the bus comes?

3. It's time to \_\_\_\_\_ away the game.

5. Let's \_\_\_\_\_ Dad for some help.



# Review: High Five

Look for the review words as you read the sentences inside each box. Put a check in the box that uses all five review words.

☐

1. Let's ask Mom if we can take out the toys. We'll do our best to put them all away.

☐

2. Remember to put on your best dress when we go to the party.

☐

3. When we go camping, take your best tent. Ask Dad to help you put it up.

☐

4. I take the bus to school when it's raining. We have the best bus driver.






use

Say the word use  
aloud as you trace it.

use

Now practice writing the word once on each line.

Handwriting practice lines consisting of solid top and bottom lines with a dashed middle line for tracing.



May I \_\_\_\_\_ your markers?



# Keep on Track

Look for the word **use** in each track. Circle it each time you see it. Then count the number of circled words in each track and write it in the sign.




u s e u e s e u s e



s u e s u s e e u s



s e u s s u s e s u




**gave**

Say the word  
gave aloud as  
you trace it.

gave

Now practice writing the word once on each line.

Handwriting practice lines consisting of solid top and bottom lines with a dashed middle line for tracing.



My dad \_\_\_\_\_ me these flowers.



# Q Versus A

Circle the word **gave** every time it appears. When you circle the word **gave** in a question, give the Q Team a point. When you circle the word **gave** in an answer, give the A Team a point. See how many points the Qs and As get!

**Q:** Who gave you that hat?

**A:** My brother gave it to me.

**Q:** How did you get home so fast?

**A:** My friend gave me a ride home.

**Q:** Who gave you gifts for your birthday?

**A:** My family and friends gave me gifts.

**Q:** Where did all the cookies go?

**A:** I gave them to my friends.

**Q:**

**A:**



jump

Say the word  
jump aloud as  
you trace it.

jump

Now practice writing the word once on each line.

\_\_\_\_\_

.....

\_\_\_\_\_

\_\_\_\_\_

.....

\_\_\_\_\_

\_\_\_\_\_


.....

\_\_\_\_\_

\_\_\_\_\_

.....

\_\_\_\_\_

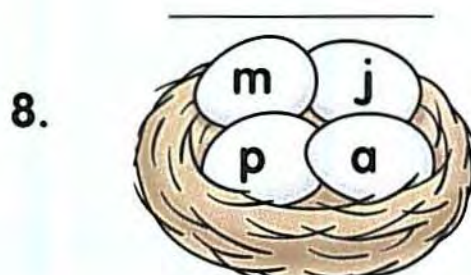
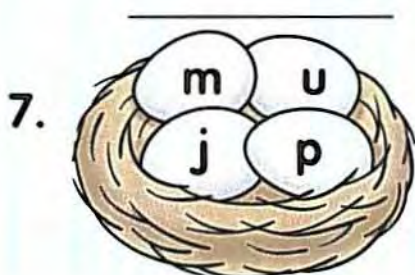


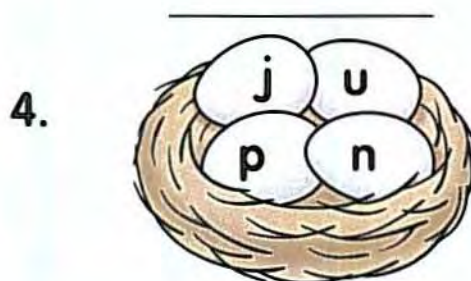





I like to \_\_\_\_\_ in the air.



# Scrambled Eggs

Look at the eggs inside each nest. Can the letters be unscrambled to make the word **jump**? If they can, write **jump** on the line. If not, leave the line blank.






live

Say the word  
live aloud as  
you trace it.

live

Now practice writing the word once on each line.

Handwriting practice lines consisting of solid top and bottom lines with a dashed middle line for tracing.


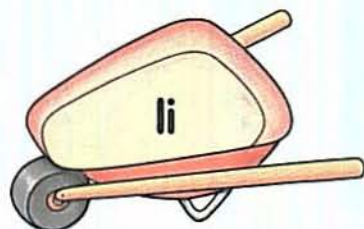
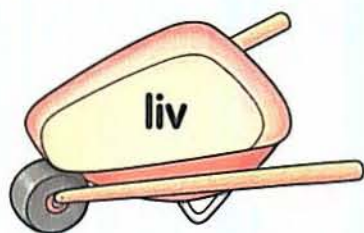


I \_\_\_\_\_ in this house.



# Match Patch

Look at the letters in each wheelbarrow and find the matching pumpkin to complete the word **live**. As you draw lines to the pumpkins, see which letters you pass through. Write the letters below to answer the riddle.



j


f

o

k

o

e



What do you call a pumpkin that likes to tell jokes?

A \_\_\_\_\_ e o'lantern

made

Say the word  
made aloud as  
you trace it.

made

Now practice writing the word once on each line.

Handwriting practice lines consisting of solid top and bottom lines with a dashed middle line. There are four sets of these lines provided for practice.



I \_\_\_\_\_ a card for my mom.



# Word Hunt

The word **made** is in the story five times. Hunt for the word and circle it each time it appears. Then circle the scarves with the word **made** inside.



I lost my best scarf! I made this scarf myself. It was the first one I have ever made. I was mad that I had lost it. I made my brother help me look. We made a list of all the places the scarf could be. Then we asked the maid if she had seen it. She thought maybe she saw our dog with the scarf. We found the dog in the middle of the living room, wearing my scarf! It made me laugh.

1.



2.



3.



4.



5.




6.



# Review: Crossword Puzzle!

Use the sentence clues below to solve the crossword puzzle.

use   gave   jump   live   made



## Across

3. My brother \_\_\_\_\_ me books for my birthday.
5. We need to ask before we \_\_\_\_\_ it.

## Down

1. Do you \_\_\_\_\_ on my street?
2. We \_\_\_\_\_ crafts in art class.
4. Try to \_\_\_\_\_ over the bush.



# Review: Black Out!

Read each sentence, and find the missing word in the boxes. Put an X through all the boxes that show the missing word.

A.

use	made
live	jump

B.

gave	made
use	live

1. My grandparents \_\_\_\_\_ down the street.
2. They \_\_\_\_\_ me a long, thick rope.
3. My grandmother \_\_\_\_\_ it herself!
4. We \_\_\_\_\_ it to play a game.
5. The game we play is \_\_\_\_\_ rope!


Which square has all of its boxes marked off first? \_\_\_\_\_





# Review: ABC Gumballs

Write the review words in alphabetical order.



1. \_\_\_\_\_

2. \_\_\_\_\_

3. \_\_\_\_\_

4. \_\_\_\_\_

5. \_\_\_\_\_

6. \_\_\_\_\_

7. \_\_\_\_\_

8. \_\_\_\_\_

9. \_\_\_\_\_

10. \_\_\_\_\_

11. \_\_\_\_\_

12. \_\_\_\_\_



# Review: Super Sentences

Use the review words to complete the sentences.

1. How \_\_\_\_\_ toys did you \_\_\_\_\_? Make sure to \_\_\_\_\_ them all away.




many      put      buy

2. My neighbor \_\_\_\_\_ a long hose. Maybe we can \_\_\_\_\_ it to \_\_\_\_\_ the car.



wash      use      has

3. I saw \_\_\_\_\_ ducks \_\_\_\_\_ we were at the pond. I watched \_\_\_\_\_ walk across the \_\_\_\_\_ grass.




green      when  
five      them

4. My dad \_\_\_\_\_ me the \_\_\_\_\_ birthday gift! I want to \_\_\_\_\_ all my friends about it.



tell      gave      best







# Level D

The sight words included in this section are:

about	cut	hold	never	their
always	done	hot	only	today
around	draw	hurt	pick	together
because	drink	if	seven	try
before	eight	keep	shall	upon
better	fall	kind	show	us
both	far	laugh	sing	which
bring	fast	light	six	wish
call	full	long	small	work
carry	got	much	start	would
clean	grow	myself	ten	write

try

Say the word try  
aloud as you trace it.

try

Now practice writing the word once on each line.

\_\_\_\_\_

\_\_\_\_\_

\_\_\_\_\_

\_\_\_\_\_

\_\_\_\_\_


\_\_\_\_\_

\_\_\_\_\_

\_\_\_\_\_

\_\_\_\_\_

\_\_\_\_\_


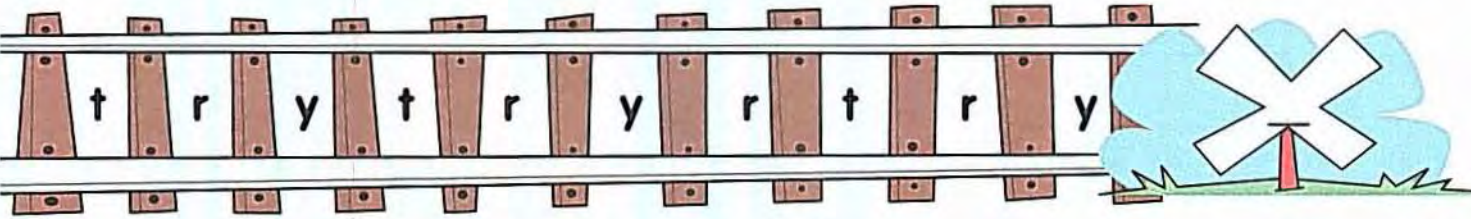
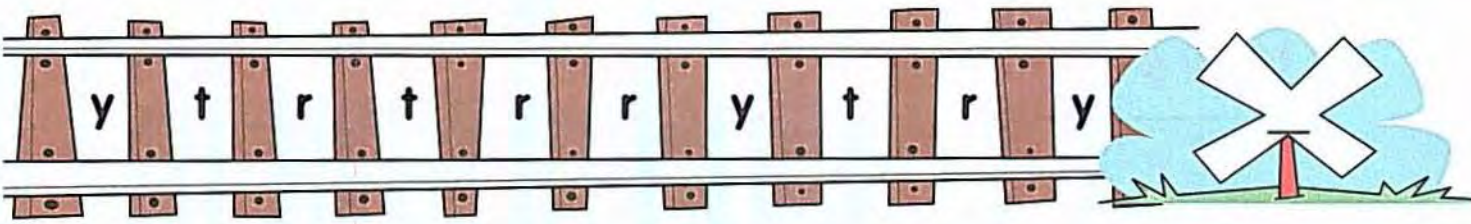
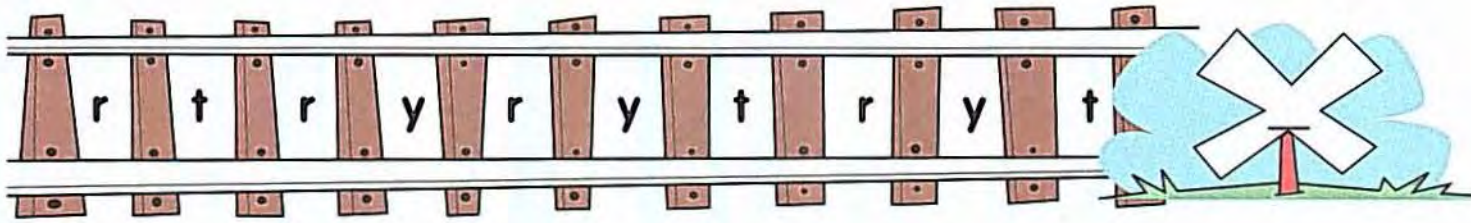


I'll \_\_\_\_\_ a bite.



# Keep on Track

Look for the word **try** in each track. Circle it each time you see it. Then count the number of circled words in each track and write it in the sign.





**better**

Say the word  
better aloud as  
you trace it.

better

Now practice writing the word once on each line.

\_\_\_\_\_

-----

\_\_\_\_\_

-----

\_\_\_\_\_

-----

\_\_\_\_\_

-----

\_\_\_\_\_

-----




I like apples \_\_\_\_\_  
than oranges.



# Word Watch

Circle the birds that have the word **better** inside.





sing

Say the word sing  
aloud as you trace it.

sing

Now practice writing the word once on each line.

\_\_\_\_\_

.....

\_\_\_\_\_

.....

\_\_\_\_\_

.....

\_\_\_\_\_

.....

\_\_\_\_\_

.....



Let's \_\_\_\_\_ a song.



# Crack the Code

The word sing is hidden once in each column. Find the word and circle the letters. Then use the code to complete the riddle below.

n	1: h	s	1: c	s	1: d
g	2: c	i	2: l	n	2: o
s	3: l	n	3: e	g	3: i
i	4: a	g	4: a	i	4: f
s	5: n	s	5: b	s	5: h
i	6: g	i	6: p	g	6: u
n	7: e	g	7: f	i	7: r
g	8: t	n	8: i	g	8: g
i	9: y	i	9: o	s	9: a
s	10: e	n	10: v	i	10: w
n	11: t	g	11: r	n	11: a
g	12: h	s	12: y	g	12: y

## Why did the burglar take a shower?

He wanted to make a  $\frac{\quad}{1} \frac{\quad}{2} \frac{\quad}{3} \frac{\quad}{4} \frac{\quad}{5}$   
 $\frac{\quad}{6} \frac{\quad}{7} \frac{\quad}{8} \frac{\quad}{9} \frac{\quad}{10} \frac{\quad}{11} \frac{\quad}{12}!$



ten

Say the word **ten**  
aloud as you trace it.

ten

Now practice writing the word once on each line.

\_\_\_\_\_

\_\_\_\_\_

\_\_\_\_\_

\_\_\_\_\_

\_\_\_\_\_


\_\_\_\_\_

\_\_\_\_\_

\_\_\_\_\_

\_\_\_\_\_

\_\_\_\_\_



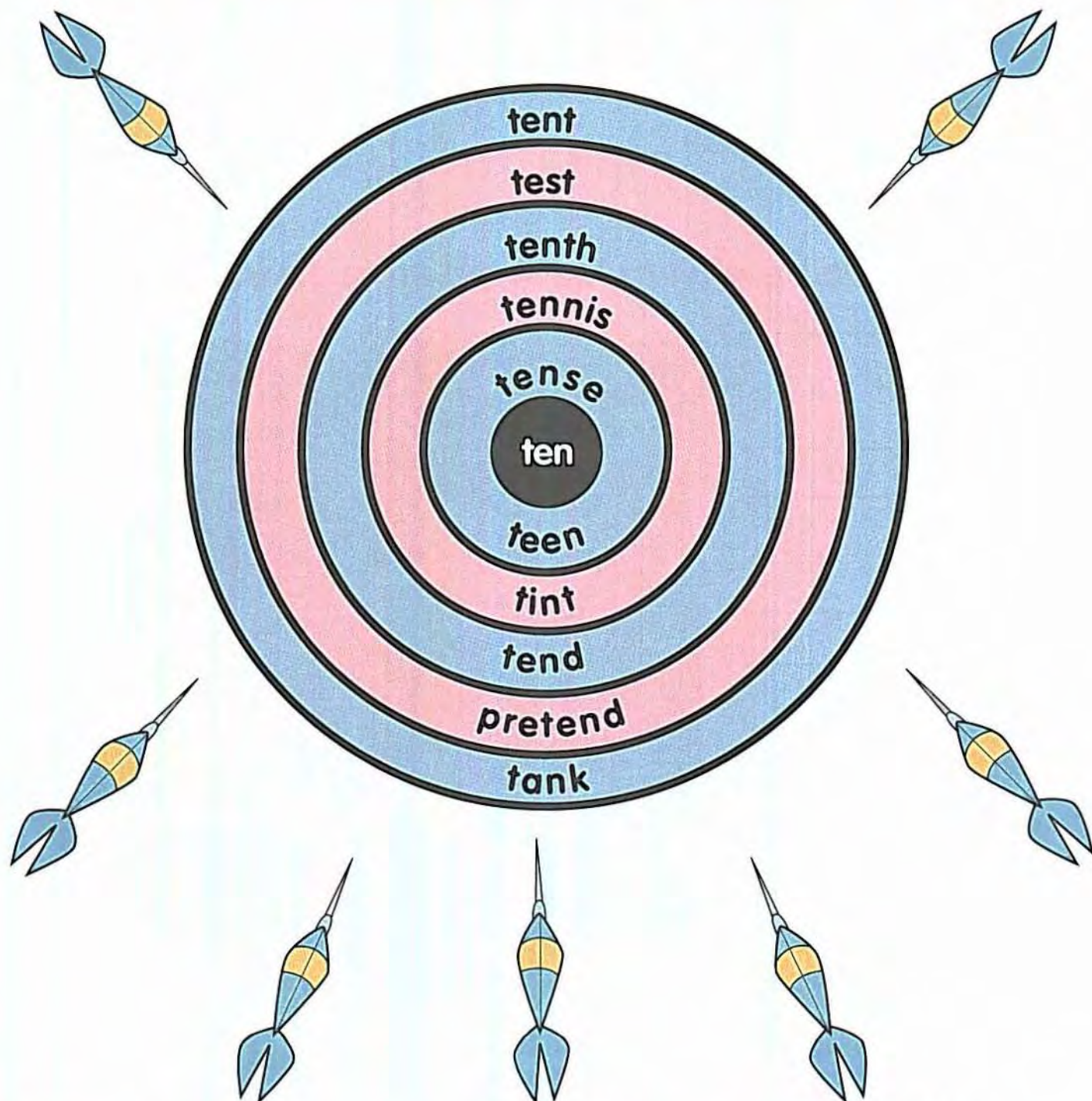
I have \_\_\_\_\_ fingers.



# Target Words

Circle the words that have **ten** hidden inside.

Underline the letters **t-e-n** in each circled word.





us

Say the word **us**  
aloud as you trace it.

us

Now practice writing the word once on each line.

\_\_\_\_\_

\_\_\_\_\_

\_\_\_\_\_

\_\_\_\_\_

\_\_\_\_\_

\_\_\_\_\_

\_\_\_\_\_

\_\_\_\_\_

\_\_\_\_\_



This gift is for \_\_\_\_\_.



# Pen Pals

Circle the word **us** every time it appears in the letters. Count how many circled words are in each letter, and write the number in the box. Find out which pen pal used the word **us** more.

Dear Alex,

I hope you can visit me this summer. There are so many things for us to do. My dad will make us pancakes every day. Our tree house is big enough for us to sleep in. You can stay with us as long as you want!

Sincerely,

Justin



Dear Justin,

You've planned a lot of fun things for us! My parents want you to come camping with us. They will take us to the mountains. There is a tent just for us. Call us and let us know if you can come.

Sincerely,

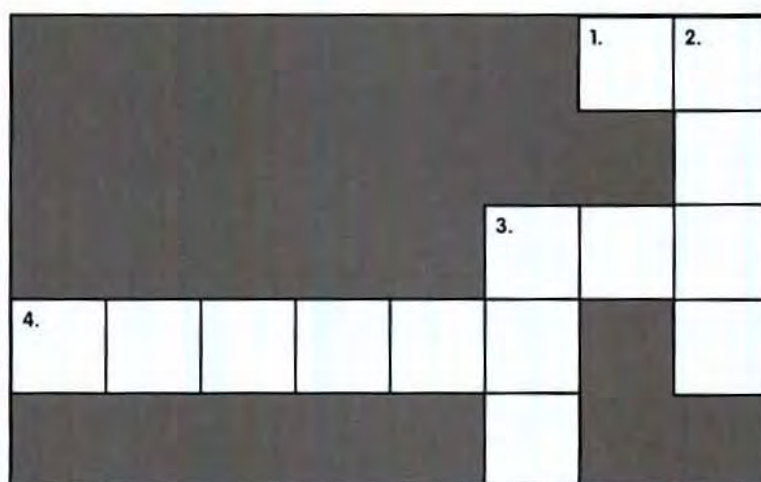
Alex



# Review: Crossword Puzzle!

Use the sentence clues below to solve the crossword puzzle.

try better sing ten us



## Across

1. Dad gave \_\_\_\_\_ a ride to school.
3. I have \_\_\_\_\_ toes.
4. Yesterday I was sick, but today I feel \_\_\_\_\_.

## Down

2. I can \_\_\_\_\_ very loud.
3. Let's \_\_\_\_\_ our best to win the game.



# Review: High Five

Look for the review words as you read the sentences inside each box. Put a check in the box that uses all five review words.

☐ 1. I was sick for ten days. I decided to sing a happy song. It made me feel better.



☐ 2. Mom told us to try a new food. It tasted better than I thought it would! I ate ten bites.



☐ 3. There are ten of us in the choir. We try to sing even better every day.



☐ 4. Our teacher helped us learn to sing better. We practice for ten minutes a day.





wish

Say the word wish  
aloud as you trace it.

wish

Now practice writing the word once on each line.

\_\_\_\_\_

.....

\_\_\_\_\_

.....

\_\_\_\_\_

.....

\_\_\_\_\_

.....

\_\_\_\_\_

.....

\_\_\_\_\_

.....

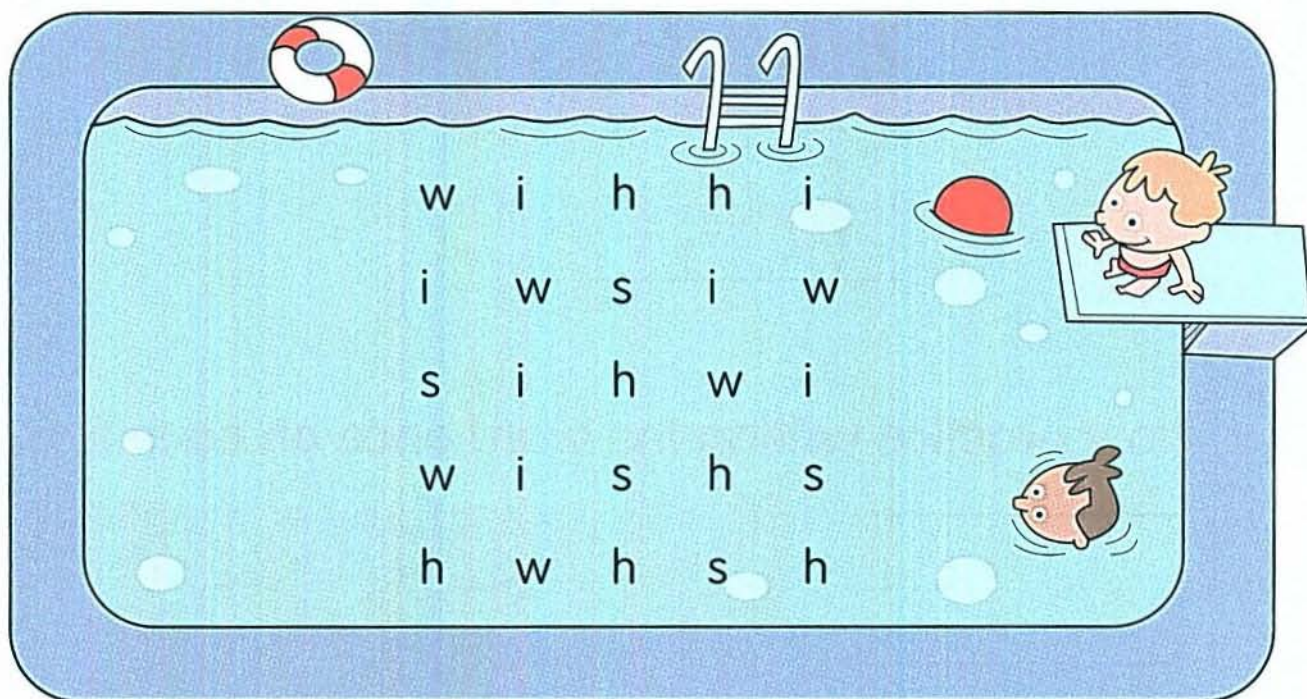


I \_\_\_\_\_ for a new doll.

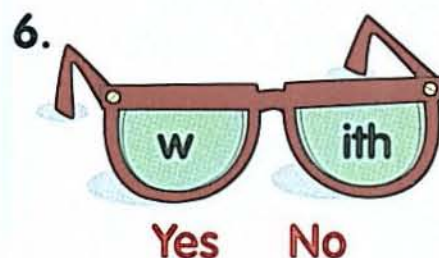


# Search and Splash

Find the word **wish** three times in the word search.



Do the letters go together to make the word **wish**?  
Circle Yes or No.





fast

Say the word fast  
aloud as you trace it.

fast

Now practice writing the word once on each line.

\_\_\_\_\_

\_\_\_\_\_

\_\_\_\_\_

\_\_\_\_\_

\_\_\_\_\_

\_\_\_\_\_

\_\_\_\_\_

\_\_\_\_\_

\_\_\_\_\_

\_\_\_\_\_



I can run \_\_\_\_\_!




# What's the Order?

If the letters can be unscrambled to make the word **fast**, write it on the line. If the letters don't make the word **fast**, leave the line blank.

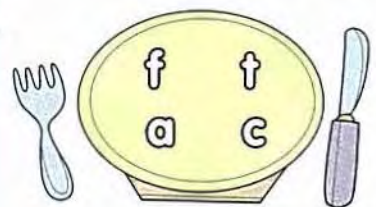
1.




2.



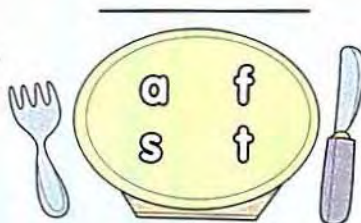
3.



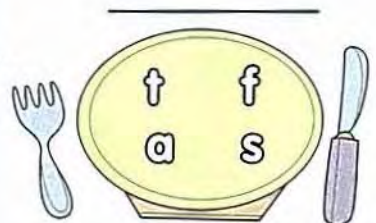
4.



5.



6.



7.



8.



Unscramble the words to make a sentence. Write the sentence on the line.

meal ate You fast. your

---

---

---



before

Say the word  
before aloud as  
you trace it.

before

Now practice writing the word once on each line.

Handwriting practice lines consisting of solid top and bottom lines with a dashed middle line. There are eight sets of these lines provided for practice.

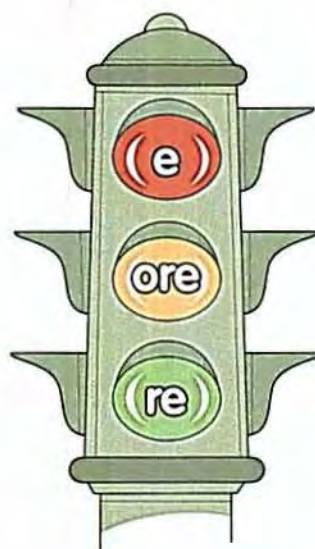
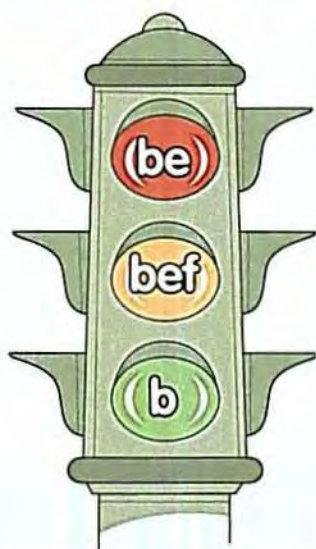


You can go \_\_\_\_\_ me.

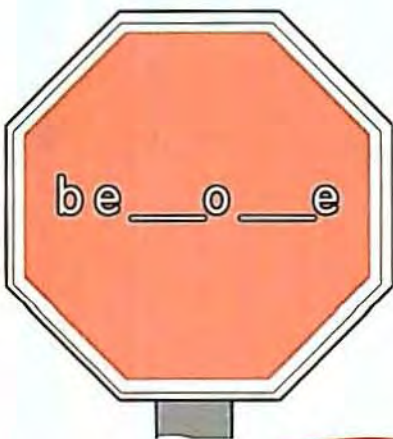

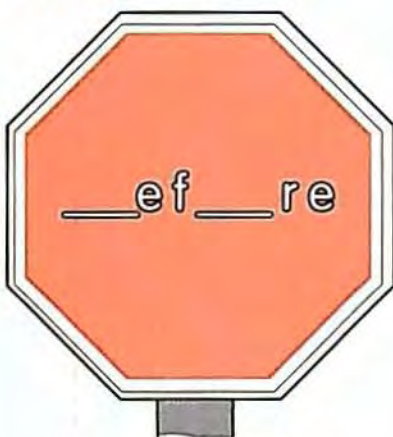
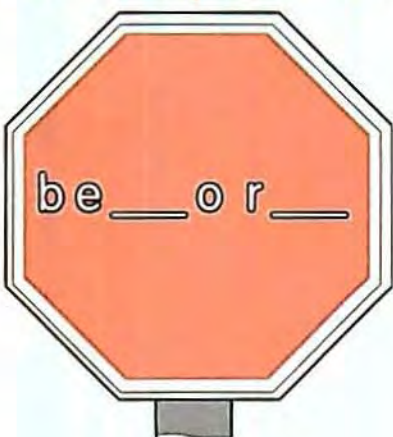
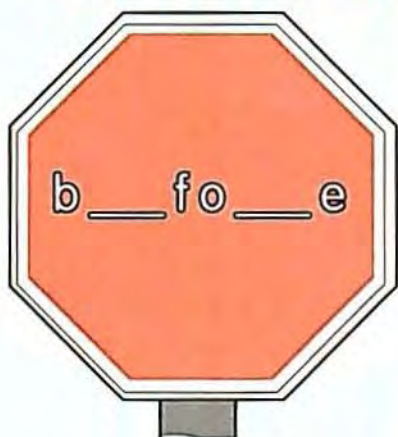


# Stop and Go

Draw a line to connect the letters and make the word **before**.



Fill in the blanks to complete the word **before**.





fall

Say the word fall  
aloud as you trace it.

fall

Now practice writing the word once on each line.

\_\_\_\_\_

\_\_\_\_\_

\_\_\_\_\_

\_\_\_\_\_

\_\_\_\_\_

\_\_\_\_\_

\_\_\_\_\_

\_\_\_\_\_

\_\_\_\_\_

\_\_\_\_\_

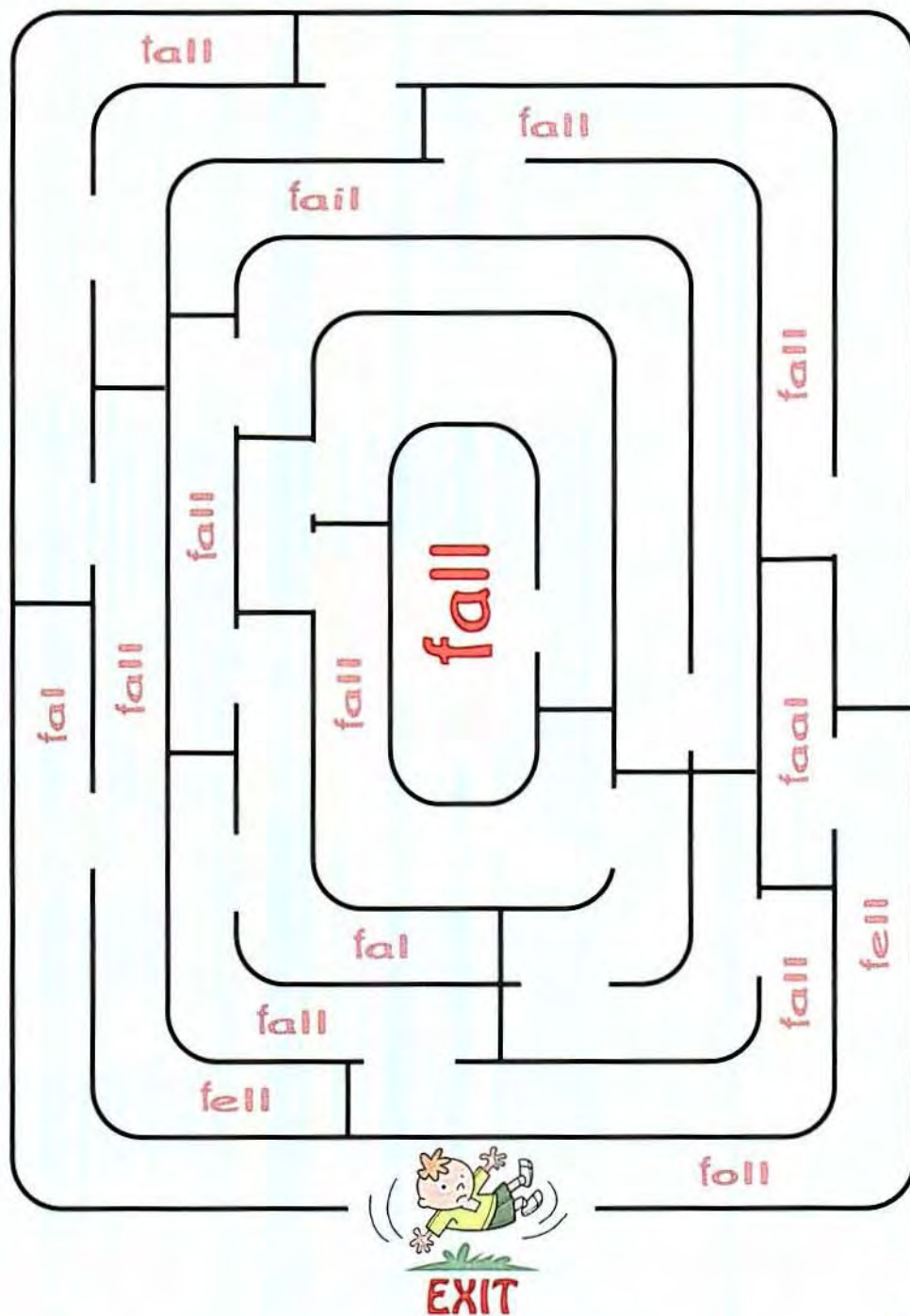


I always \_\_\_\_\_ down.



# Amazing Maze

Look for the word fall in the maze. Connect all the words that spell fall to find your way out of the maze.



never

Say the word  
never aloud as  
you trace it.

never

Now practice writing the word once on each line.



You should \_\_\_\_\_ touch a  
hot stove.



# Picture Puzzle

Find the word **never** in each sentence and circle it. Draw a line to connect the circled words in each sentence and see which letter your line passes through. Write the letters below to solve the picture puzzle.

1. I have never been to New York.

I d b g n

2. I told my mom I would never do it again.

w e r a i

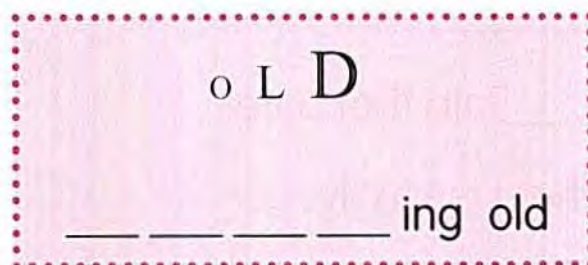
3. I never wake up on time.

c a b o m

4. The snow is something I have never seen.

d l m n w


5. I would never tell a lie.



# Review: Crossword Puzzle!

Use the sentence clues below to solve the crossword puzzle.

wish fast before fall never



## Across

2. Please wash your hands \_\_\_\_\_ dinner.

5. I can ride my bike \_\_\_\_\_ .

## Down

1. You should \_\_\_\_\_ play with fire.

3. Don't \_\_\_\_\_ into that hole!

4. I \_\_\_\_\_ that I could fly.



# Review: Story Code

Crack the code by writing the correct review word in each blank. Write the word that goes with each symbol in the box below.

My birthday \_\_\_\_\_ was to go to the lake. I had  
#  
\_\_\_\_\_ been there \_\_\_\_\_. My \_\_\_\_\_ came true.  
\* & #  
\_\_\_\_\_ we left, my brother said, "Be careful not to \_\_\_\_\_  
& @  
in the lake!"

We got to the lake, and \_\_\_\_\_ anyone could stop me,  
&  
I ran to the water very \_\_\_\_\_. I was running so \_\_\_\_\_, I  
! !  
fell into the water.

"I knew you would \_\_\_\_\_ in!" said my brother.  
@

I \_\_\_\_\_ I had \_\_\_\_\_ gone to the lake!  
# \*

#	_____
*	_____
&	_____
@	_____
!	_____



cut

Say the word cut  
aloud as you trace it.

cut

Now practice writing the word once on each line.

\_\_\_\_\_

\_\_\_\_\_

\_\_\_\_\_

\_\_\_\_\_

\_\_\_\_\_

\_\_\_\_\_

\_\_\_\_\_

\_\_\_\_\_

\_\_\_\_\_

\_\_\_\_\_


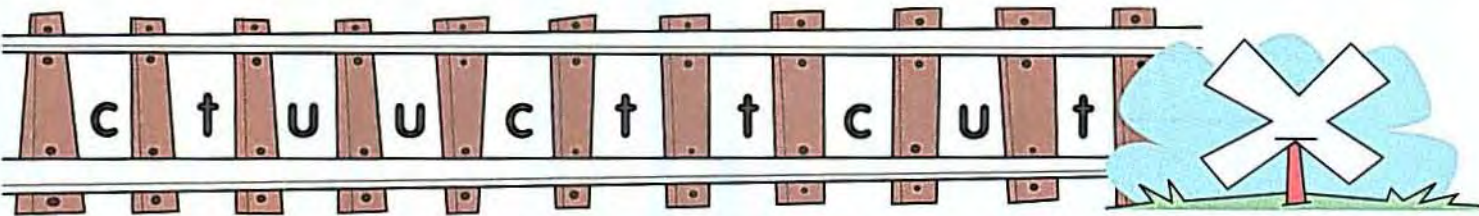
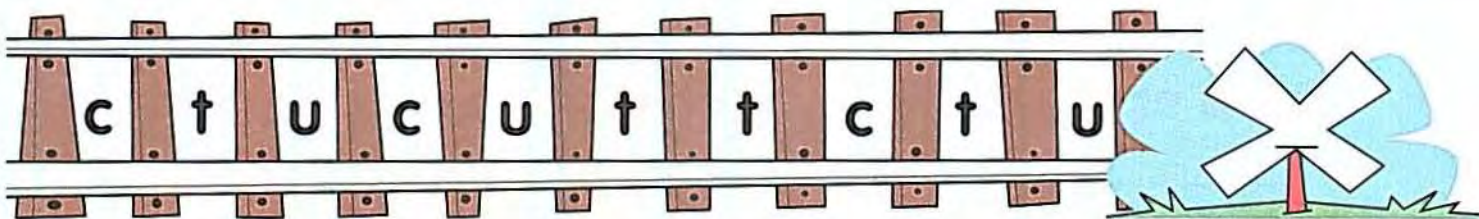
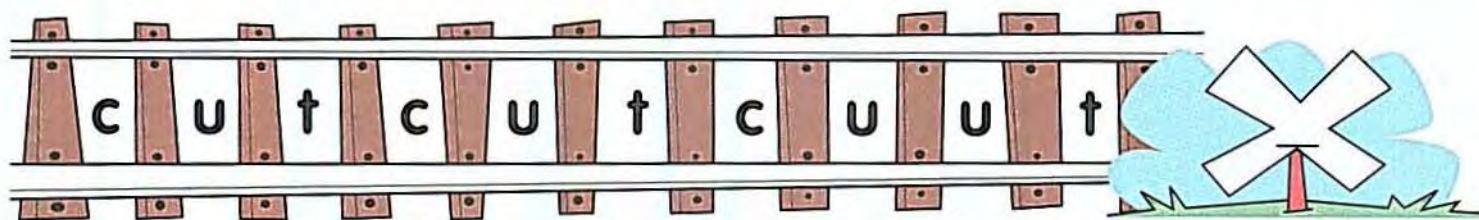


I am getting my hair \_\_\_\_\_.



# Keep on Track

Look for the word **cut** in each track. Circle it each time you see it. Then count the number of circled words in each track and write it in the sign.





myself

Say the word  
myself aloud as  
you trace it.

myself

Now practice writing the word once on each line.

Handwriting practice lines for the word "myself". Each set consists of a solid top line, a dashed middle line, and a solid bottom line. There are five such sets of lines provided for practice.




I kept one cookie for \_\_\_\_\_.



# Word Watch

Circle the birds that have the word **myself** inside.





hurt

Say the word hurt  
aloud as you trace it.

hurt

Now practice writing the word once on each line.

\_\_\_\_\_

\_\_\_\_\_

\_\_\_\_\_

\_\_\_\_\_

\_\_\_\_\_

\_\_\_\_\_

\_\_\_\_\_

\_\_\_\_\_

\_\_\_\_\_

\_\_\_\_\_



I \_\_\_\_\_ my knee.



# Crack the Code

The word **hurt** is hidden once in each column. Find the word and circle the letters. Then use the code to complete the riddle below.

r	1: c	u	1: y	h	1: H
h	2: k	r	2: e	u	2: e
t	3: l	t	3: s	r	3: f
u	4: a	h	4: S	t	4: e
h	5: r	h	5: l	r	5: a
u	6: e	u	6: t	h	6: t
n	7: n	r	7: c	u	7: h
t	8: o	t	8: r	t	8: e
h	9: u	h	9: w	r	9: s
u	10: m	u	10: a	t	10: r
r	11: m	r	11: s	h	11: e
t	12: y	r	12: n	u	12: t

Why did the cookie go to the doctor?

1    2            3    4    5    6  
 \_\_\_\_\_  
 7    8    9    10    11    12 !  
 \_\_\_\_\_



far

Say the word far  
aloud as you trace it.

far

Now practice writing the word once on each line.

\_\_\_\_\_

\_\_\_\_\_

\_\_\_\_\_

\_\_\_\_\_

\_\_\_\_\_

\_\_\_\_\_

\_\_\_\_\_

\_\_\_\_\_

\_\_\_\_\_

\_\_\_\_\_



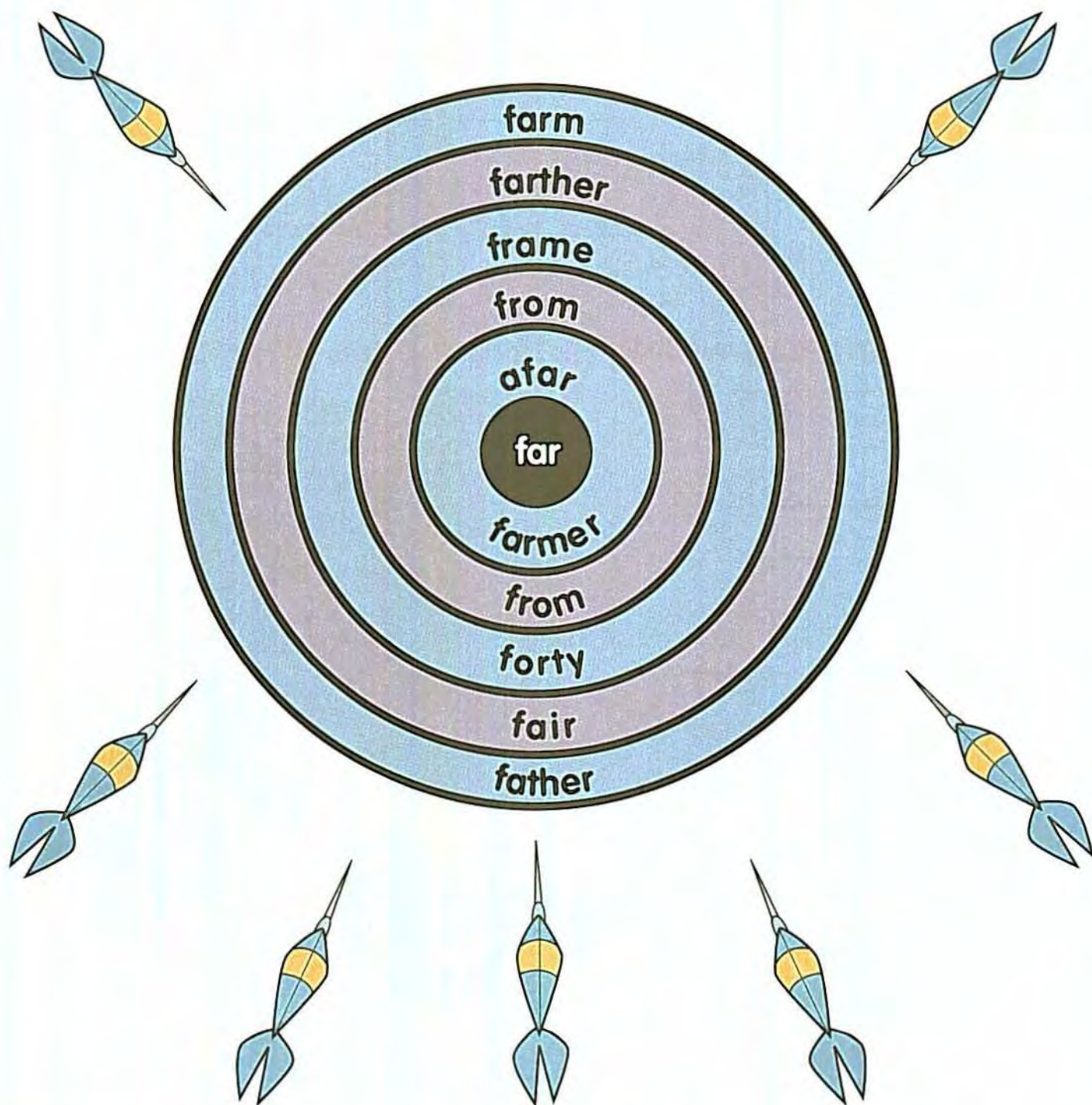
How \_\_\_\_\_ away is the beach?



# Target Words

Circle the words that have **far** hidden inside.

Underline the letters **f-a-r** in each circled word.



**because**

Say the word  
because aloud as  
you trace it.

because

Now practice writing the word once on each line.

\_\_\_\_\_

\_\_\_\_\_

\_\_\_\_\_

\_\_\_\_\_

\_\_\_\_\_

\_\_\_\_\_

\_\_\_\_\_

\_\_\_\_\_

\_\_\_\_\_

\_\_\_\_\_



A vase broke \_\_\_\_\_ I  
dropped it.



# Pen Pals

Circle the word **because** every time it appears in the letters. Count how many circled words are in each letter, and write the number in the box. Find out which pen pal used the word **because** more.

Dear Emily,

I can't go to the beach today because it's raining. Rainy days are nice because I can stay inside and write letters. I am excited because I can use my new pen. My dad gave it to me because I did well on my spelling test. I hope to become the best speller in my class! I study every night because I want to be in the spelling bee!

Sincerely,

Anna



Dear Anna,

I like getting your letters because they are always fun to read. I like rainy days too, but not because I can write letters. I like rainy days because I can read by the fire. Sometimes on rainy days I read old letters from my pen pals. I never throw away a letter because I might want to read it again. I keep all my letters in a box right beside my bed.

Sincerely,


Emily



# Review: Crossword Puzzle!

Use the sentence clues below to solve the crossword puzzle.

cut   myself   hurt   far   because



## Across

2. I'm sleepy \_\_\_\_\_ it's very late.
4. When I fell off my bike, I \_\_\_\_\_ my foot.
5. My grandma lives very \_\_\_\_\_ away.

## Down

1. I did the dishes all by \_\_\_\_\_.
3. Please \_\_\_\_\_ the paper into two pieces.



# Review: High Five

Look for the review words as you read the sentences inside each box. Put a check in the box that uses all five review words.

☐ 1. I cut my sandwich in half because my friend had no lunch. I gave half to him and ate the other half myself.



☐ 2. We take the bus to school because it's too far to walk. I read quietly to myself while I'm on the bus.



☐ 3. I need to see the nurse because I hurt myself. I cut my hand playing outside.



☐ 4. I stepped on some glass and cut myself. I couldn't walk very far because my foot hurt.





clean

Say the word  
clean aloud as  
you trace it.

clean

Now practice writing the word once on each line.

Handwriting practice lines consisting of solid top and bottom lines with a dashed middle line. There are eight sets of these lines provided for practice.




I need to put on some \_\_\_\_\_  
clothes.



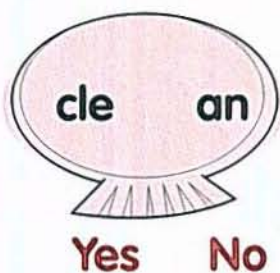
# Search and Splash

Find the word **clean** three times in the word search.

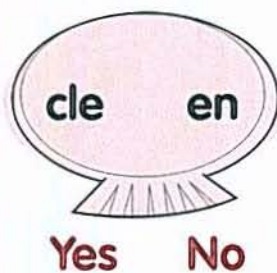


Do the letters go together to make the word **clean**?  
Circle Yes or No.

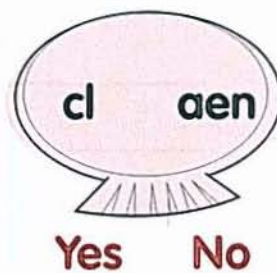
1.



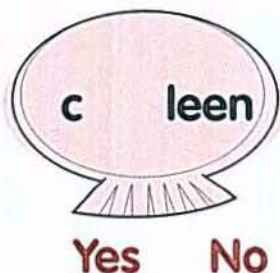
2.



3.



4.



5.



6.





much

Say the word  
much aloud as  
you trace it.

much

Now practice writing the word once on each line.

Handwriting practice lines consisting of solid top and bottom lines with a dashed middle line. There are eight sets of these lines provided for practice.




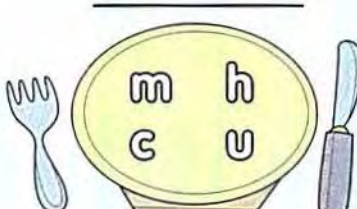






How \_\_\_\_\_ does it cost?



# What's the Order?

If the letters can be unscrambled to make the word **much**, write it on the line. If the letters don't make the word **much**, leave the line blank.

1.  \_\_\_\_\_
2.  \_\_\_\_\_
3.  \_\_\_\_\_
4.  \_\_\_\_\_
5.  \_\_\_\_\_
6.  \_\_\_\_\_
7.  \_\_\_\_\_
8.  \_\_\_\_\_



Unscramble the words to make a sentence. Write the sentence on the line.

do much you How want?

.....



would

Say the word  
would aloud as  
you trace it.

would

Now practice writing the word once on each line.

\_\_\_\_\_

.....

\_\_\_\_\_

.....

\_\_\_\_\_

.....

\_\_\_\_\_


.....

\_\_\_\_\_

.....

\_\_\_\_\_

.....

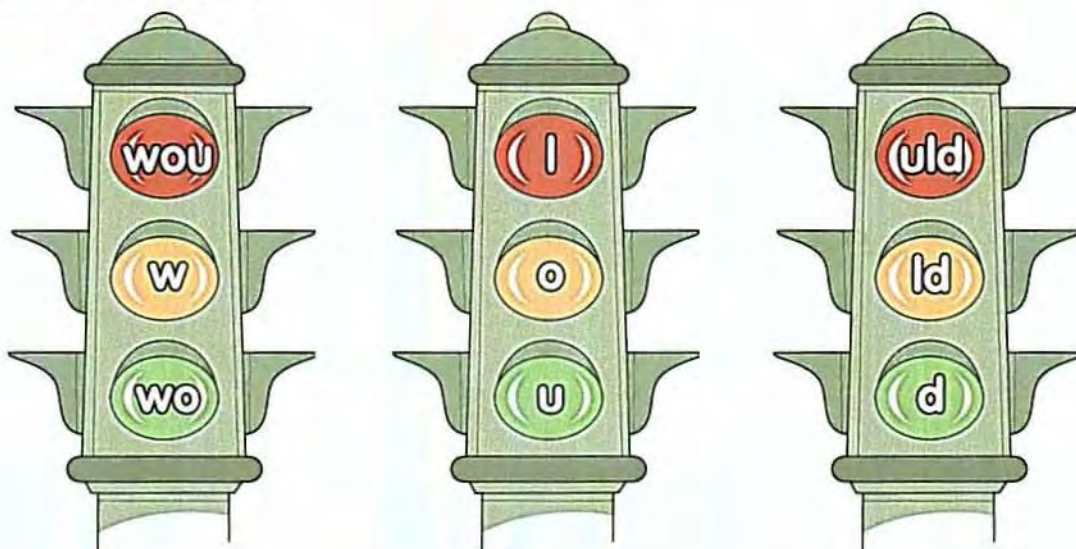


What flavor \_\_\_\_\_ you like?

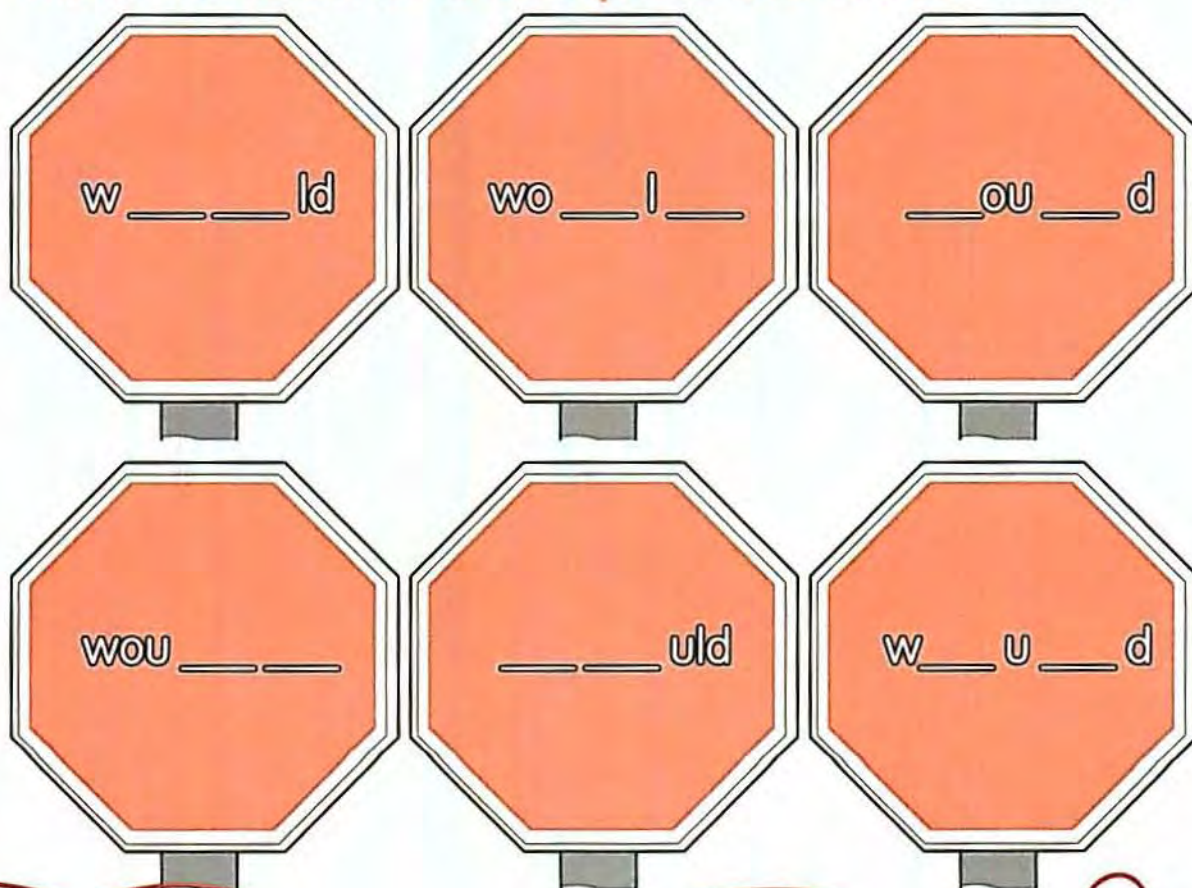


# Stop and Go

Draw a line to connect the letters and make the word **would**.



Fill in the blanks to complete the word **would**.





kind

Say the word kind  
aloud as you trace it.

kind

Now practice writing the word once on each line.

Handwriting practice lines consisting of solid top and bottom lines with a dashed middle line for tracing.



I try to be \_\_\_\_\_ to others.



Look for the word kind in the maze. Connect all the words that spell kind to find your way out of the maze.



carry

Say the word  
carry aloud as  
you trace it.

carry

Now practice writing the word once on each line.

\_\_\_\_\_

\_\_\_\_\_

\_\_\_\_\_

\_\_\_\_\_


\_\_\_\_\_

\_\_\_\_\_

\_\_\_\_\_

\_\_\_\_\_

\_\_\_\_\_



I can \_\_\_\_\_ my baby sister.



# Picture Puzzle

Find the word **carry** in each sentence and circle it. Draw a line to connect the circled words in each sentence and see which letter your line passes through. Write the letters below to solve the picture puzzle.

1. Please carry your plate to the sink.

l a s t i

2. My bag is too heavy to carry.

w g y a i

3. I like to carry my brother on my back.

c g y i l

4. There are too many books to carry.

d e p l w

5. I can't carry this to the car!


T  
A  
L  
E

\_\_\_\_\_ tale

# Review: Crossword Puzzle!

Use the sentence clues below to solve the crossword puzzles.

clean   much   carry   kind   would



## Across

3. Can you \_\_\_\_\_ the box outside?
5. What \_\_\_\_\_ you like to watch on TV?

## Down

1. We need to \_\_\_\_\_ up our room.
2. It was \_\_\_\_\_ of you to help me.
4. I have too \_\_\_\_\_ work to do!



# Review: Story Code

Crack the code by writing the correct review word in each blank. Write the word that goes with each symbol in the box below.

I have a very \_\_\_\_\_ neighbor. She always helps us  
#  
\_\_\_\_\_ the groceries in from the car. My family likes  
!  
her very \_\_\_\_\_.  
@

One day, she asked if I \_\_\_\_\_ help her. She needed to  
\*  
\_\_\_\_\_ out her garage. There was too \_\_\_\_\_ stuff for  
& @  
her to \_\_\_\_\_. I told her I \_\_\_\_\_ help her.  
! \*

When we were done, her garage was so \_\_\_\_\_ ! It felt  
&  
good to do something \_\_\_\_\_ for her.  
#

#	_____
*	_____
&	_____
@	_____
!	_____





Say the word **six**  
aloud as you trace it.



Now practice writing the word once on each line.

\_\_\_\_\_

.....

\_\_\_\_\_

\_\_\_\_\_

.....

\_\_\_\_\_

\_\_\_\_\_

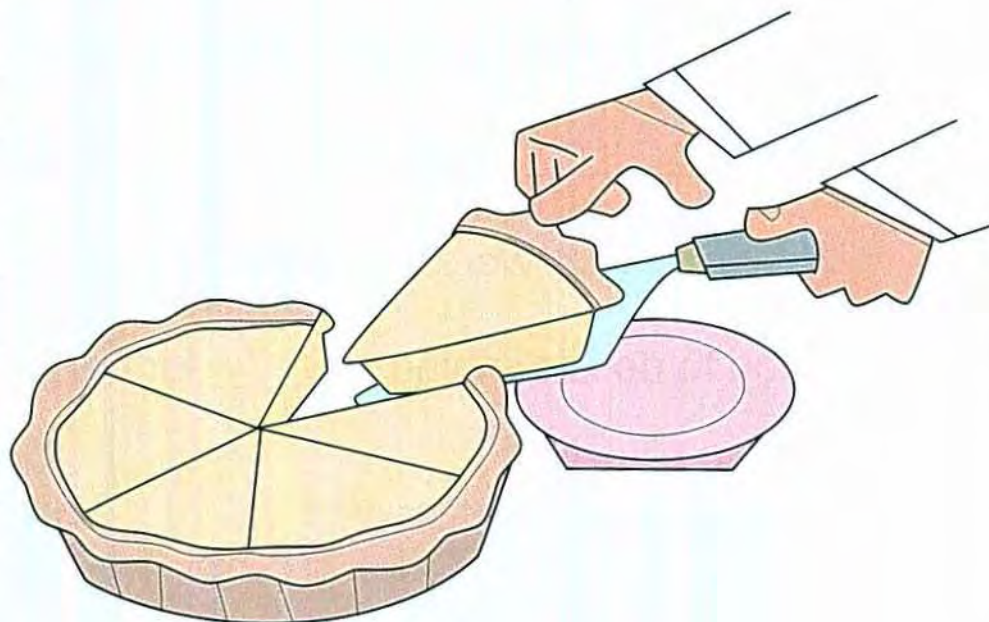
.....

\_\_\_\_\_

\_\_\_\_\_

.....

\_\_\_\_\_


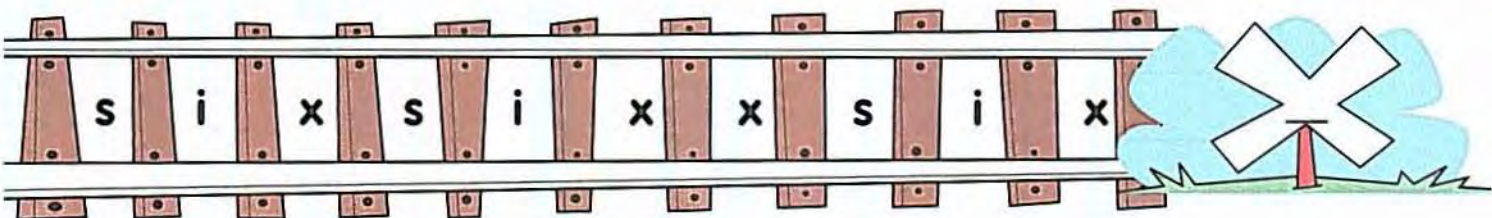
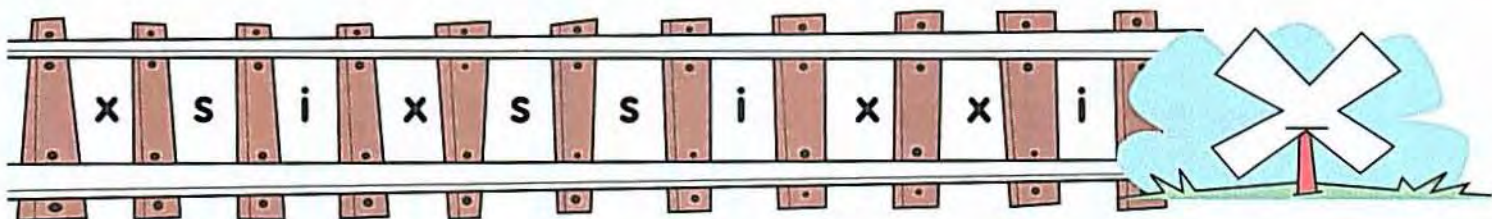
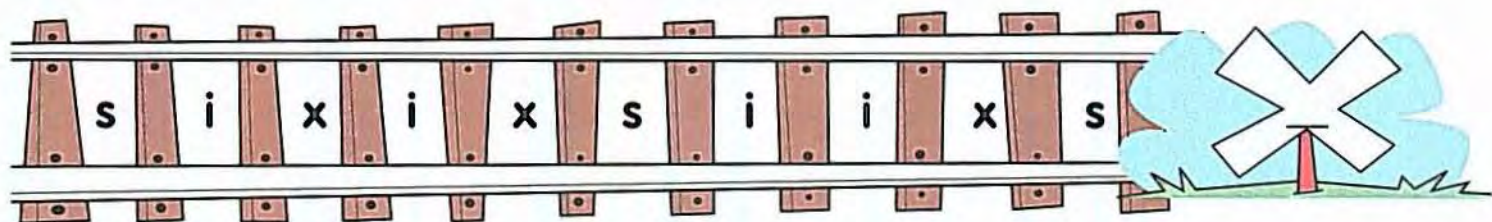


There are \_\_\_\_\_ slices of pie.



# Keep Track

Look for the word **six** in each track. Circle it each time you see it. Then count the number of circled words in each track and write it in the sign.





show

Say the word  
show aloud as  
you trace it.

show

Now practice writing the word once on each line.

\_\_\_\_\_

.....

\_\_\_\_\_

\_\_\_\_\_

.....

\_\_\_\_\_

\_\_\_\_\_

.....

\_\_\_\_\_

\_\_\_\_\_

.....

\_\_\_\_\_




Let me \_\_\_\_\_ you my picture.



# Word Watch

Circle the birds that have the word **show** inside.





done

Say the word  
done aloud as  
you trace it.

done

Now practice writing the word once on each line.

\_\_\_\_\_

.....

\_\_\_\_\_

\_\_\_\_\_

.....

\_\_\_\_\_

\_\_\_\_\_

.....

\_\_\_\_\_

\_\_\_\_\_

.....

\_\_\_\_\_



I am all \_\_\_\_\_ eating.



# Crack the Code

The word **done** is hidden once in each column. Find the word and circle the letters. Then use the code to complete the riddle below.

d	1: F	d	1: c	o	1: V
o	2: i	o	2: o	d	2: e
n	3: r	n	3: d	n	3: r
e	4: e	n	4: e	e	4: y
d	5: a	d	5: g	d	5: c
o	6: t	o	6: A	o	6: r
e	7: h	e	7: t	n	7: a
n	8: i	n	8: h	e	8: c
e	9: t	d	9: k	n	9: l
d	10: r	o	10: e	o	10: a
o	11: u	n	11: r	d	11: r
n	12: n	e	12: s	e	12: b

What do firemen put in their soup?



1 2 3 4 5 6 7 8 9 10 11 12 !

long

Say the word  
long aloud as  
you trace it.

long

Now practice writing the word once on each line.

Handwriting practice lines for the word "long". Each set consists of a solid top line, a dashed middle line, and a solid bottom line. There are five such sets of lines provided for practice.



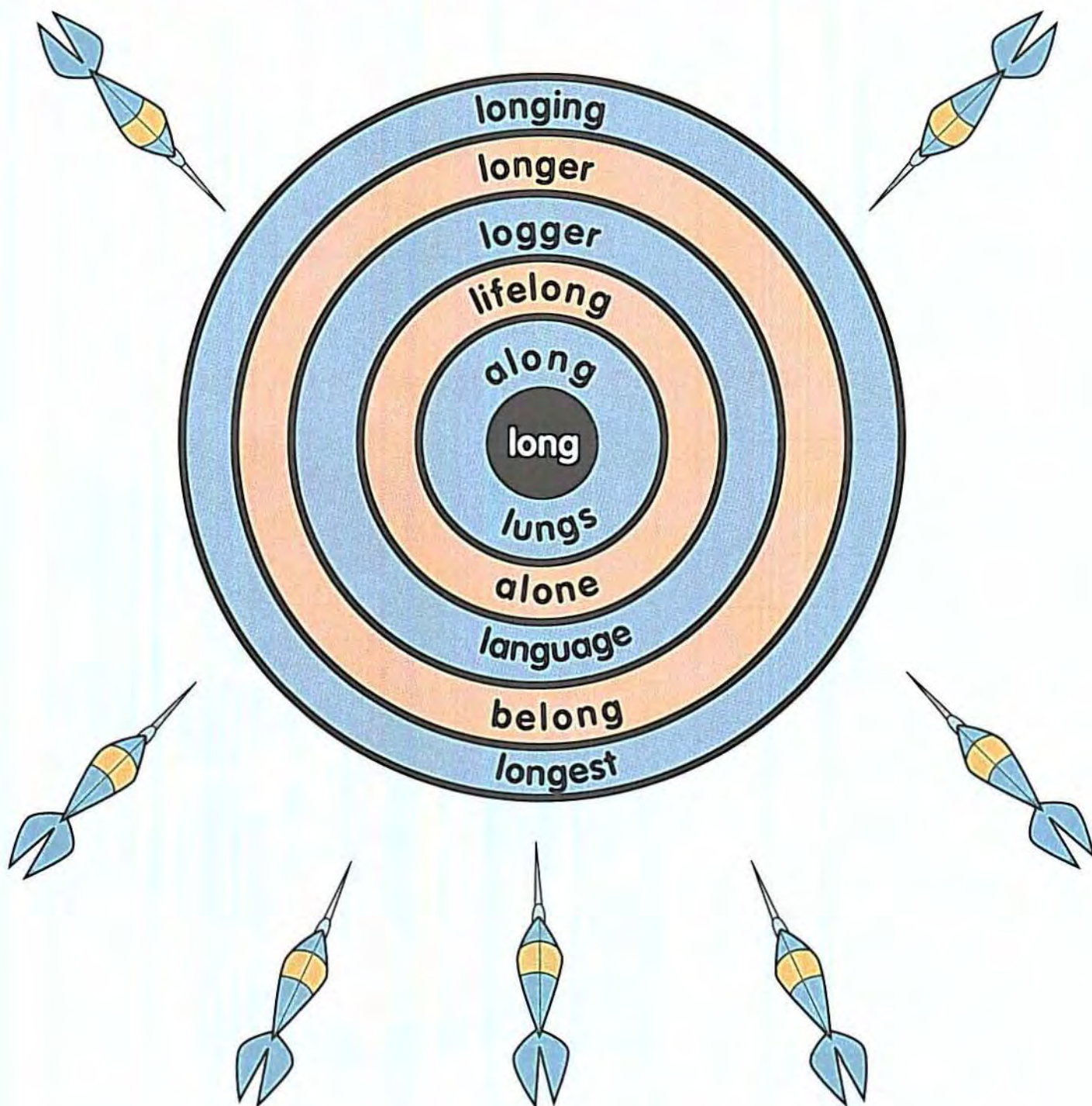
My hair is very \_\_\_\_\_.



# Target Words

Circle the words that have long hidden inside.

Underline the letters l-o-n-g in each circled word.





always

Say the word  
always aloud as  
you trace it.

always

Now practice writing the word once on each line.

Handwriting practice lines consisting of solid top and bottom lines with a dashed middle line. There are eight sets of these lines provided for practice.



I \_\_\_\_\_ do my chores.



# Pen Pals

Circle the word **always** every time it appears in the letters. Count how many circled words are in each letter, and write the number in the box. Find out which pen pal used the word **always** more.

Dear Noah,

Whenever I go on a trip, I always bring a pen and paper along. It's always fun to send you a letter about my trip. My family always camps at the same place every year. This year, the place we always go to is full. So we drove around until we found a new place to camp. I like the new place even better!

Sincerely,

Gabe



.....



.....

Dear Gabe,

I always like reading your letters. You always have a fun story to tell. My family always camps at the same place too. Whenever we camp, we always go on a hike. I wanted to go on the hike alone, but my parents wouldn't allow it. They said you should always hike with a buddy.

Sincerely,


Noah



# Review: Crossword Puzzle!

Use the sentence clues below to solve the crossword puzzle.

six show done long always



## Across

3. There is a \_\_\_\_\_ line for the restroom.
4. Will you \_\_\_\_\_ me your new dress?
5. We eat dinner at \_\_\_\_\_ o'clock.

## Down

1. Put the game away when you're \_\_\_\_\_ playing.
2. I \_\_\_\_\_ wear a helmet when I ride my bike.



# Review: High Five

Look for the review words as you read the sentences inside each box. Put a check in the box that uses all five review words.

☐ 1. We always have dinner at six o'clock. When we're done, we take a long walk.




☐ 2. I always show my paintings to my mom. I've done this since I was six years old.



☐ 3. When I'm done surfing, I always show people that my board is six feet long.



☐ 4. How long will it be until the pie is done? I always show it to the family before we eat it.





shall

Say the word  
shall aloud as  
you trace it.

shall

Now practice writing the word once on each line.

\_\_\_\_\_

\_\_\_\_\_

\_\_\_\_\_

\_\_\_\_\_

\_\_\_\_\_

\_\_\_\_\_

\_\_\_\_\_

\_\_\_\_\_

\_\_\_\_\_

\_\_\_\_\_




When \_\_\_\_\_ we have dinner?



# Search and Splash

Find the word **shall** three times in the word search.



Do the letters go together to make the word **shall**?  
Circle Yes or No.

1.



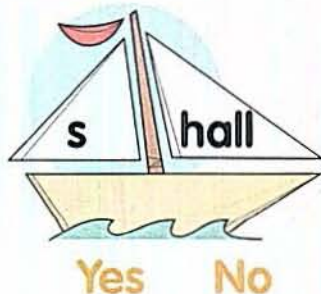
2.



3.



4.



5.



6.



which

Say the word  
which aloud as  
you trace it.

which

Now practice writing the word once on each line.

\_\_\_\_\_

\_\_\_\_\_

\_\_\_\_\_

\_\_\_\_\_

\_\_\_\_\_

\_\_\_\_\_

\_\_\_\_\_

\_\_\_\_\_

\_\_\_\_\_

\_\_\_\_\_











\_\_\_\_\_ hat should I wear?



# What's the Order?

If the letters can be unscrambled to make the word **which**, write it on the line. If the letters don't make the word **which**, leave the line blank.

1.   
\_\_\_\_\_
2.   
\_\_\_\_\_
3.   
\_\_\_\_\_
4.   
\_\_\_\_\_
5.   
\_\_\_\_\_
6.   
\_\_\_\_\_
7.   
\_\_\_\_\_
8.   
\_\_\_\_\_

Unscramble the words to make a sentence. Write the sentence on the line.



want one Which you do?

---

---



bring

Say the word  
bring aloud as  
you trace it.

bring

Now practice writing the word once on each line.

\_\_\_\_\_

\_\_\_\_\_

\_\_\_\_\_

\_\_\_\_\_

\_\_\_\_\_

\_\_\_\_\_

\_\_\_\_\_

\_\_\_\_\_

\_\_\_\_\_

\_\_\_\_\_

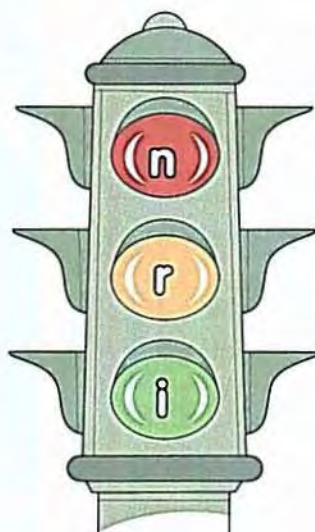
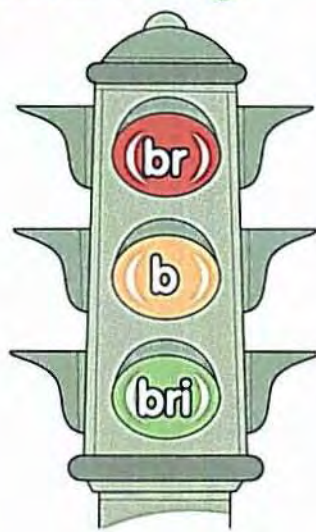


You should \_\_\_\_\_ a warm coat.

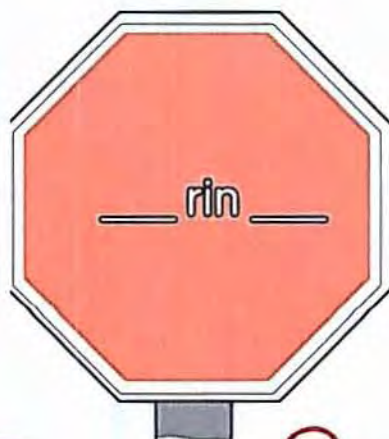
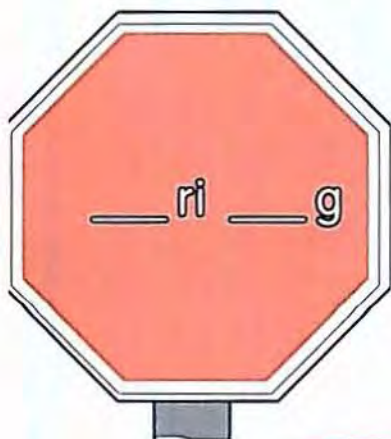
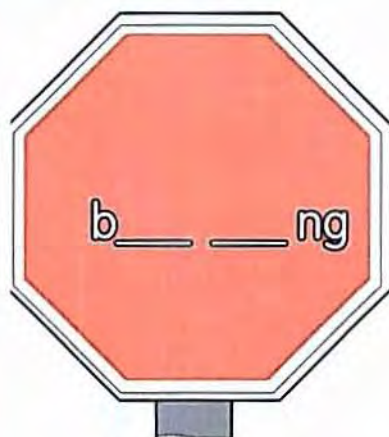
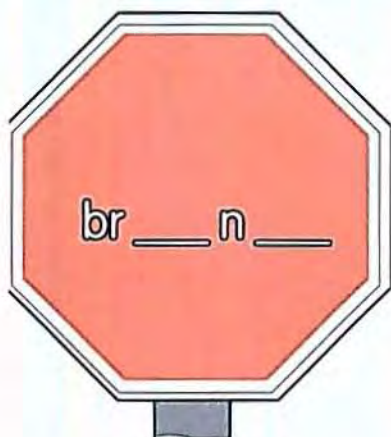
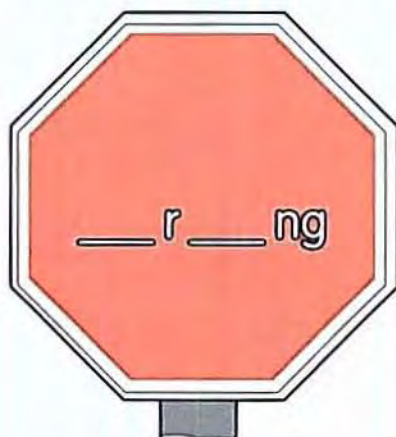


# Stop and Go

Draw a line to connect the letters and make the word bring.



Fill in the blanks to complete the word bring.





only

Say the word  
only aloud as  
you trace it.

only

Now practice writing the word once on each line.

\_\_\_\_\_

\_\_\_\_\_

\_\_\_\_\_

\_\_\_\_\_

\_\_\_\_\_


\_\_\_\_\_

\_\_\_\_\_

\_\_\_\_\_

\_\_\_\_\_

\_\_\_\_\_




There is \_\_\_\_\_ one apple left.



# Amazing Maze

Look for the word **only** in the maze. Connect all the words that spell **only** to find your way out of the maze.





small

Say the word  
small aloud as  
you trace it.

small

Now practice writing the word once on each line.

\_\_\_\_\_

\_\_\_\_\_

\_\_\_\_\_

\_\_\_\_\_

\_\_\_\_\_


\_\_\_\_\_

\_\_\_\_\_

\_\_\_\_\_

\_\_\_\_\_

\_\_\_\_\_



A mouse is very \_\_\_\_\_.



# Picture Puzzle

Find the word **small** in each sentence and circle it. Draw a line to connect the circled words in each sentence and see which letter your line passes through. Write the letters below to solve the picture puzzle.

1. This shirt is too small.

s i f g r

2. A small bug was on the ground.

o e a t b

3. I would like to order a small drink.

c o v l y

4. I'm too small to go on that ride.

h t w l s


5. These shoes are too small.



# Review: Crossword Puzzle!

Use the sentence clues below to solve the crossword puzzle.

shall which small only bring



## Across

2. You need to

\_\_\_\_\_ the box over here.

3. What \_\_\_\_\_ we do today?

4. I am the \_\_\_\_\_ one who hit a home run.

## Down

1. \_\_\_\_\_ way should we go?

3. I would like a \_\_\_\_\_ bowl of soup.



# Review: Story Code

Crack the code by writing the correct review word in each blank. Write the word that goes with each symbol in the box below.

What \_\_\_\_\_ we do when Grandpa comes to visit? He  
#  
will \_\_\_\_\_ be here for a few days. I told him to \_\_\_\_\_  
@  
his favorite game. I wonder \_\_\_\_\_ game he will \_\_\_\_\_.  
&  
\_\_\_\_\_ room will Grandpa sleep in? My room is,  
&  
very \_\_\_\_\_ and I \_\_\_\_\_ have one pillow. Grandpa says  
!  
that my room is not too \_\_\_\_\_ for him. He will \_\_\_\_\_ his  
\*  
own pillow. So, we \_\_\_\_\_ be roommates!  
#

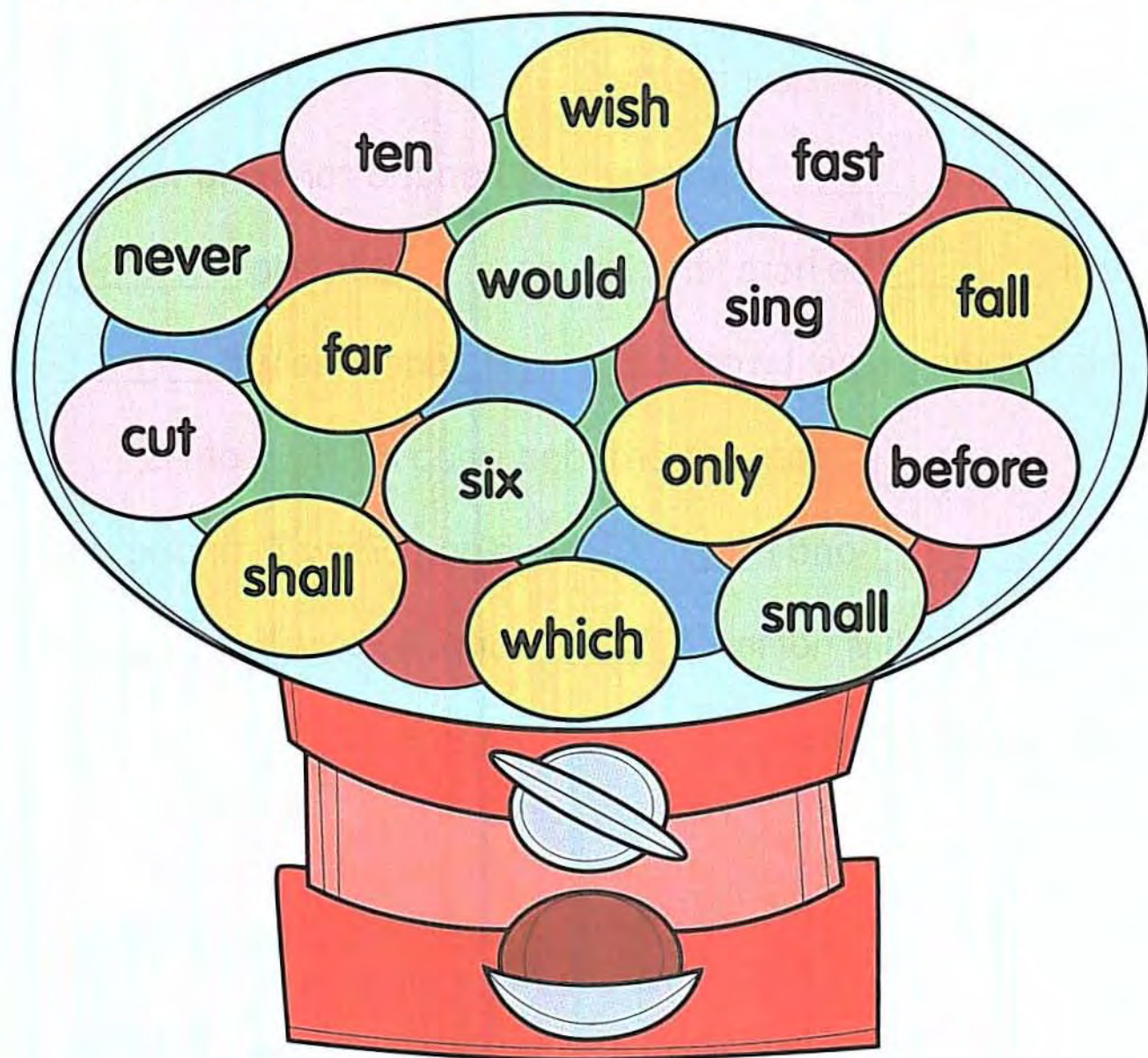
#	_____
*	_____
&	_____
@	_____
!	_____





# Review: ABC Gumballs

Write the review words in alphabetical order.



- |           |           |           |
|-----------|-----------|-----------|
| 1. _____  | 2. _____  | 3. _____  |
| 4. _____  | 5. _____  | 6. _____  |
| 7. _____  | 8. _____  | 9. _____  |
| 10. _____ | 11. _____ | 12. _____ |
| 13. _____ | 14. _____ | 15. _____ |



# Review: Sentence Squares

Read each group of sentences. Then find the group of words below that completes the sentences. Fill the missing words in the blanks.

1. When Grandma comes to visit \_\_\_\_\_, she likes to \_\_\_\_\_ gifts. She has \_\_\_\_\_ this for a \_\_\_\_\_ time, and we like it very \_\_\_\_\_.

2. My sister \_\_\_\_\_ does \_\_\_\_\_ things. When I \_\_\_\_\_ my foot, she helped \_\_\_\_\_ me home. I will \_\_\_\_\_ to be kind to her, too.

3. I needed to \_\_\_\_\_ my room \_\_\_\_\_ I made a mess. My room looked so much \_\_\_\_\_, so I wanted to \_\_\_\_\_ it to my family. I was very proud of \_\_\_\_\_.

because    clean    myself  
better    show

carry    kind    always  
try    hurt

bring    long    us  
much    done



hot

Say the word hot  
aloud as you trace it.

hot

Now practice writing the word once on each line.

\_\_\_\_\_

.....

\_\_\_\_\_

\_\_\_\_\_

.....

\_\_\_\_\_

\_\_\_\_\_

.....

\_\_\_\_\_

\_\_\_\_\_


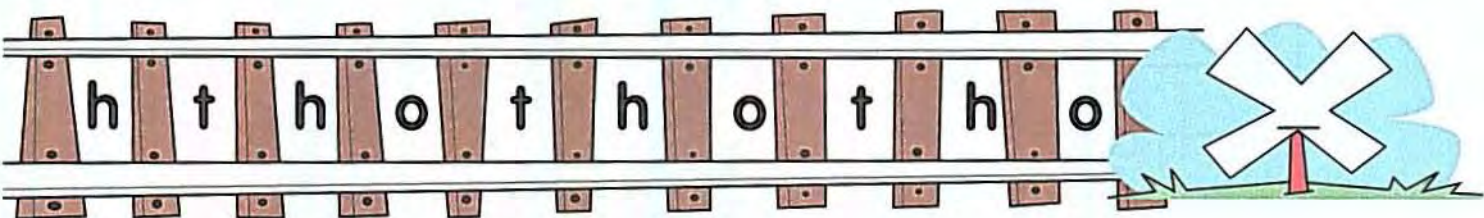
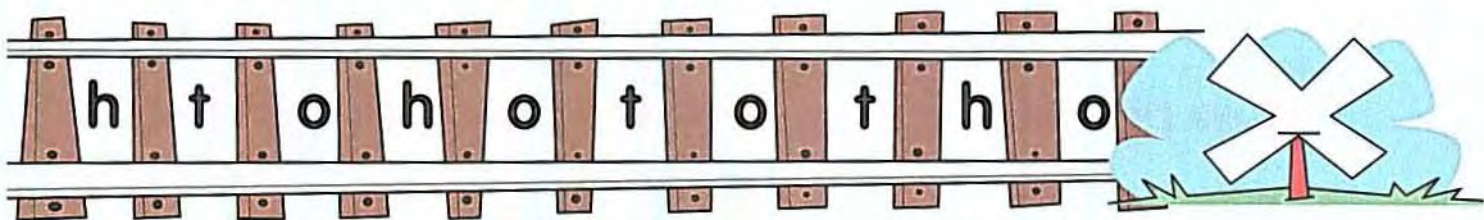
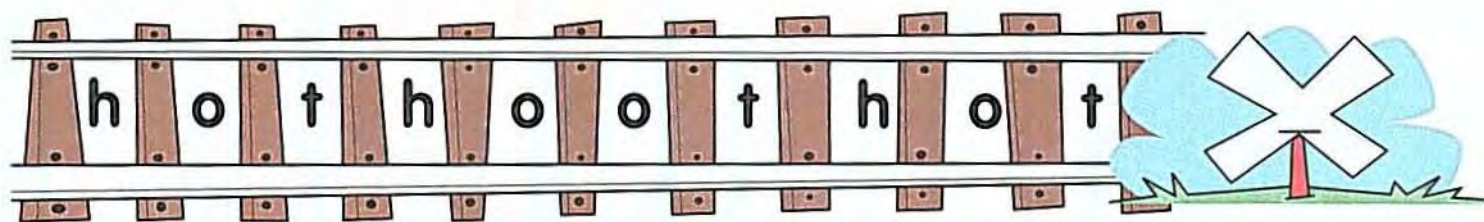


The water is too \_\_\_\_\_!



# Keep on Track

Look for the word **hot** in each track. Circle it each time you see it. Then count the number of circled words in each track and write it in the sign.





drink

Say the word  
drink aloud as  
you trace it.

drink

Now practice writing the word once on each line.

\_\_\_\_\_

\_\_\_\_\_

\_\_\_\_\_

\_\_\_\_\_

\_\_\_\_\_

\_\_\_\_\_

\_\_\_\_\_

\_\_\_\_\_

\_\_\_\_\_

\_\_\_\_\_




I like to \_\_\_\_\_ milk.



# Word Watch

Circle the birds that have the word **drink** inside.





their

Say the word  
their aloud as  
you trace it.

their

Now practice writing the word once on each line.

\_\_\_\_\_

\_\_\_\_\_

\_\_\_\_\_

\_\_\_\_\_

\_\_\_\_\_

\_\_\_\_\_

\_\_\_\_\_

\_\_\_\_\_

\_\_\_\_\_

\_\_\_\_\_



The boys are walking \_\_\_\_\_  
dogs.



# Crack the Code

The word **their** is hidden once in each column. Find the word and circle the letters. Then use the code to complete the riddle below.

t	1: F	t	1: g	t	1: W
h	2: o	h	2: r	h	2: i
e	3: r	e	3: l	e	3: t
r	4: t	r	4: b	i	4: h
e	5: h	e	5: n	r	5: t
t	6: o	t	6: t	h	6: e
h	7: m	h	7: k	t	7: r
e	8: a	r	8: o	e	8: s
i	9: t	e	9: a	i	9: l
r	10: o	i	10: d	r	10: a
t	11: a	t	11: p	t	11: r
h	12: n	h	12: a	h	12: b
i	13: d	e	13: s	e	13: r
e	14: g	i	14: t	i	14: a
r	15: o	r	15: e	e	15: d

How do you repair a broken tomato?

1    2    3    4    5    6    7    8    9    10  
 11    12    13    14    15



light

Say the word  
light aloud as  
you trace it.

light

Now practice writing the word once on each line.

\_\_\_\_\_

\_\_\_\_\_

\_\_\_\_\_

\_\_\_\_\_

\_\_\_\_\_

\_\_\_\_\_

\_\_\_\_\_

\_\_\_\_\_

\_\_\_\_\_

\_\_\_\_\_



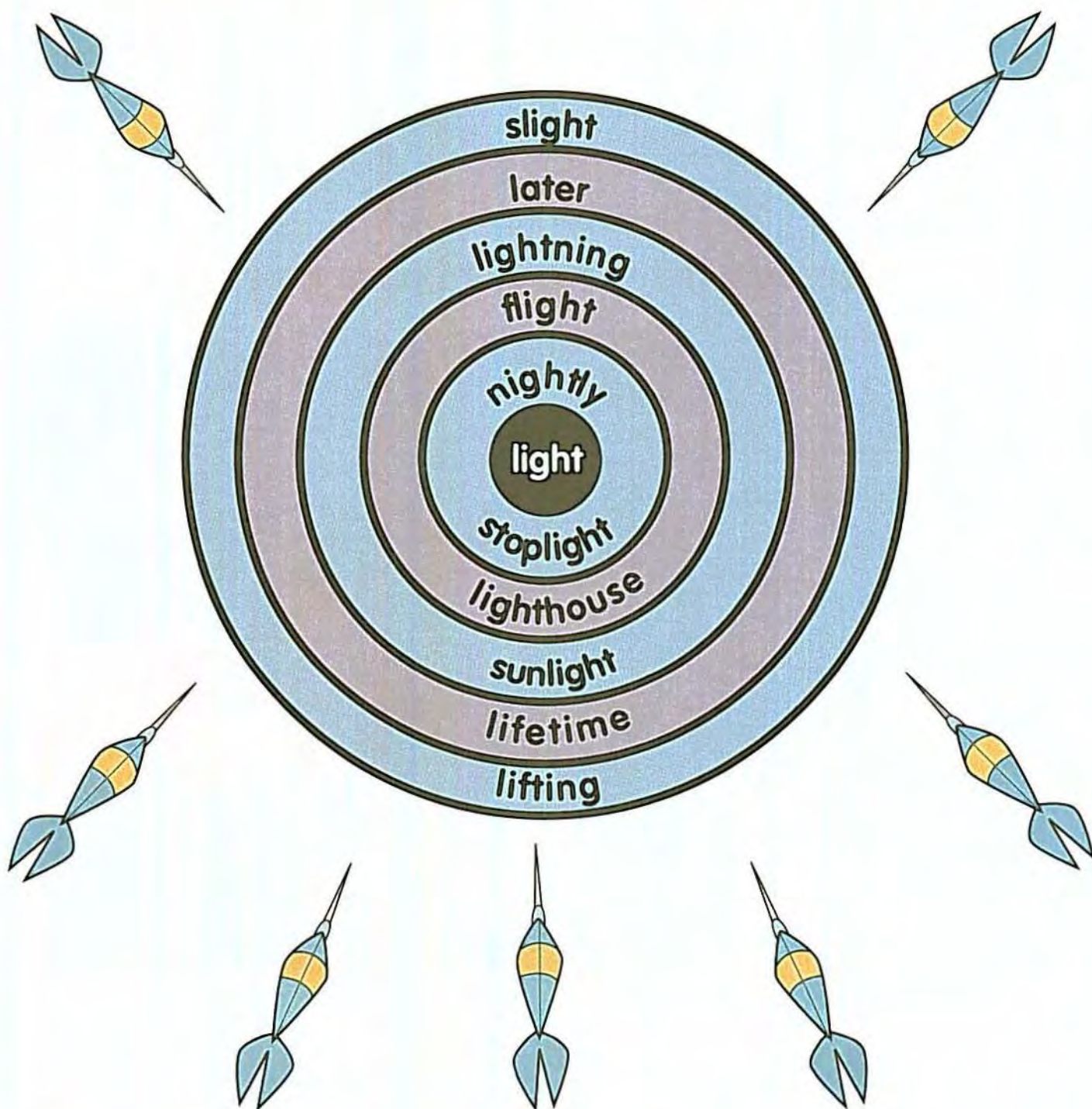
Turn on the \_\_\_\_\_.



# Target Words

Circle the words that have light hidden inside.

Underline the letters l-i-g-h-t in each circled word.





if

Say the word if  
aloud as you trace it.

if

Now practice writing the word once on each line.

\_\_\_\_\_

.....

\_\_\_\_\_

.....

\_\_\_\_\_

.....

\_\_\_\_\_

.....

\_\_\_\_\_

.....



We'll go to the beach  
\_\_\_\_\_ it's sunny.



# Pen Pals

Circle the word if every time it appears in the letters. Count how many circled words are in each letter, and write the number in the box. Find out which pen pal used the word if more.

Dear Bonnie,

I wonder if we can see each other this summer. Do you know if you are taking a summer vacation? It would be fun to see you if you are in my area. I will ask my parents if you can stay with us. If you want, we can sleep in a tent in my backyard.

Sincerely,

Betty



.....



.....

Dear Betty,

I will ask my parents if I can come to visit you. I'm sure that if we are in your area, it will be okay. It would be fun to sleep in a tent if it's not too cold. I've always wanted to do that! If we talk to our parents about it, I bet they will say yes!

Sincerely,


Bonnie



# Review: Crossword Puzzle!

Use the sentence clues below to solve the crossword puzzle.

hot drink their light if



## Across

2. It's dark in here! Who turned off the \_\_\_\_\_ ?
4. We go swimming when it's \_\_\_\_\_ outside.
5. Ask your mom \_\_\_\_\_ you can play.

## Down

1. I need to get a \_\_\_\_\_ of water.
3. My brothers have a bunk bed in \_\_\_\_\_ room.



# Review: High Five

Look for the review words as you read the sentences inside each box. Put a check in the box that uses all five review words.

1. ☐ If I wake up before it's light outside, I make hot chocolate for my family. It's their favorite drink.



2. ☐ My brothers forgot to turn off their bedroom light. The lightbulb gets very hot if it's on all day long.



3. ☐ My parents like to drink hot tea every night. Then they turn out the light and go to sleep.



4. ☐ If I can't fall asleep, I turn on the light and get a drink of hot milk.





draw

Say the word  
draw aloud as  
you trace it.

draw

Now practice writing the word once on each line.

\_\_\_\_\_

\_\_\_\_\_

\_\_\_\_\_

\_\_\_\_\_

\_\_\_\_\_

\_\_\_\_\_

\_\_\_\_\_

\_\_\_\_\_

\_\_\_\_\_

\_\_\_\_\_

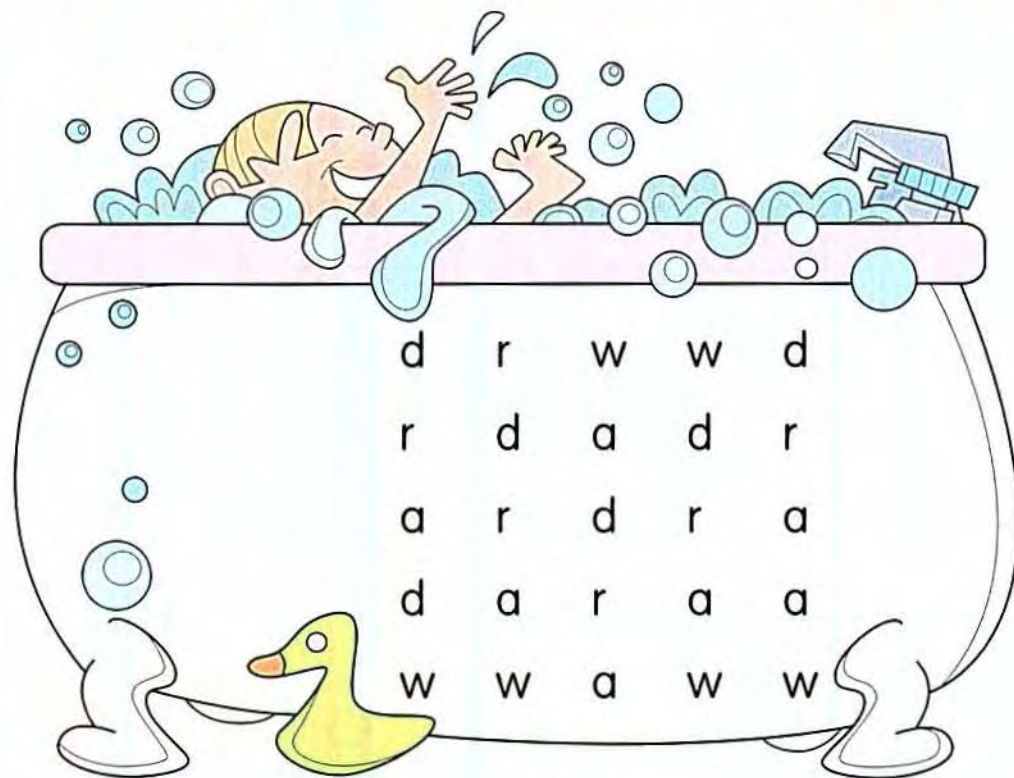


I like to \_\_\_\_\_ pictures.



# Search and Splash

Find the word **draw** three times in the word search.



Do the letters go together to make the word **draw**?  
Circle Yes or No.

1.



2.



3.



4.



5.



6.





seven

Say the word  
seven aloud as  
you trace it.

seven

Now practice writing the word once on each line.

\_\_\_\_\_

\_\_\_\_\_

\_\_\_\_\_

\_\_\_\_\_

\_\_\_\_\_

\_\_\_\_\_

\_\_\_\_\_

\_\_\_\_\_

\_\_\_\_\_

\_\_\_\_\_



There are \_\_\_\_\_ days in  
a week.



# What's the Order?

If the letters can be unscrambled to make the word **seven**, write it on the line. If the letters don't make the word **seven**, leave the line blank.

1.



2.



3.



4.



5.



6.




7.



8.



Unscramble the words to make a sentence. Write the sentence on the line.



pie. of are There seven slices



write

Say the word  
write aloud as  
you trace it.

write

Now practice writing the word once on each line.

\_\_\_\_\_

\_\_\_\_\_

\_\_\_\_\_

\_\_\_\_\_

\_\_\_\_\_


\_\_\_\_\_

\_\_\_\_\_

\_\_\_\_\_

\_\_\_\_\_

\_\_\_\_\_

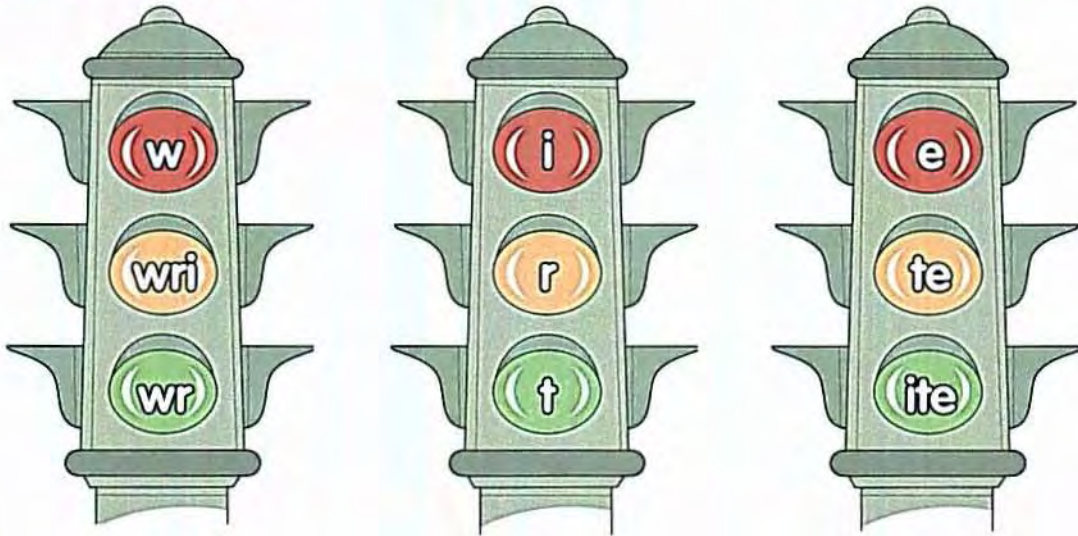


I can \_\_\_\_\_ my name on  
the board.

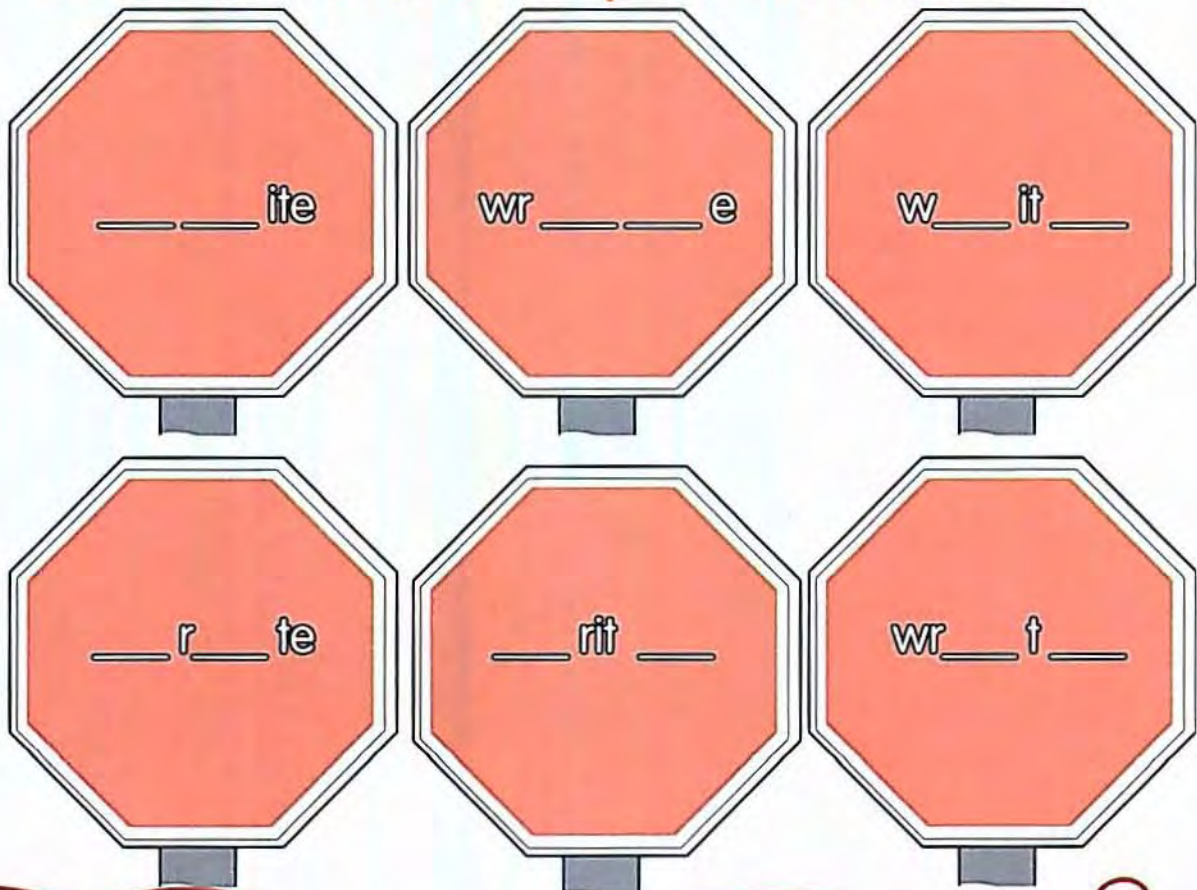


# Stop and Go

Draw a line to connect the letters and make the word **write**.



Fill in the blanks to complete the word **write**.






around

Say the word  
around aloud as  
you trace it.

around

Now practice writing the word once on each line.

Handwriting practice lines consisting of solid top and bottom lines with a dashed middle line for tracing.

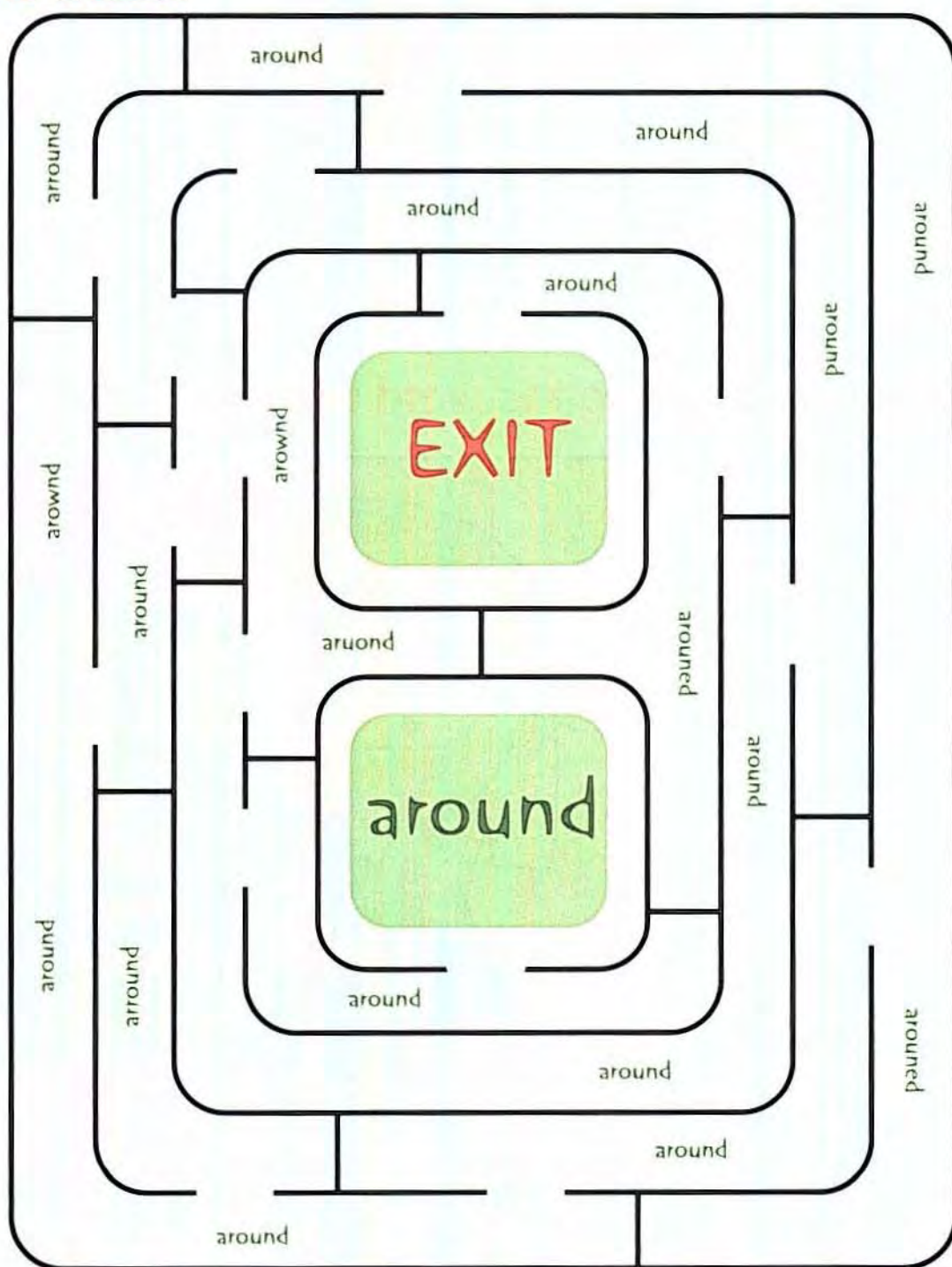


The puppy runs \_\_\_\_\_ the tree.



# Amazing Maze

Look for the word **around** in the maze. Connect all the words that spell **around** to find your way out of the maze.






about

Say the word  
about aloud as  
you trace it.

about

Now practice writing the word once on each line.

Handwriting practice lines consisting of solid top and bottom lines with a dashed middle line. There are eight sets of these lines provided for practice.



This book is all \_\_\_\_\_ bees.



# Picture Puzzle

Find the word **about** in each sentence and circle it. Draw a line to connect the circled words in each sentence and see which letter your line passes through. Write the letters below to solve the picture puzzle.

1. Tell me all about yourself.

l c d r s

- 2.** I don't know what that movie is about.

n a g i q

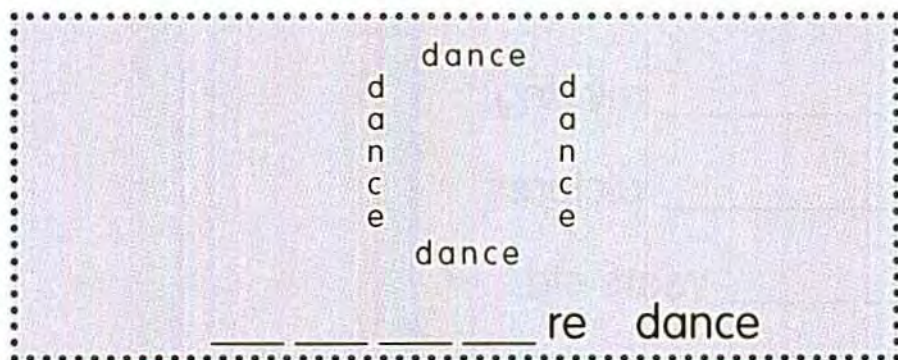
- ### 3. Talk about your summer plans.

c a b u m

4. I need to write a report about robots.

d c d e a

- 5.** We learned about animals at the zoo.

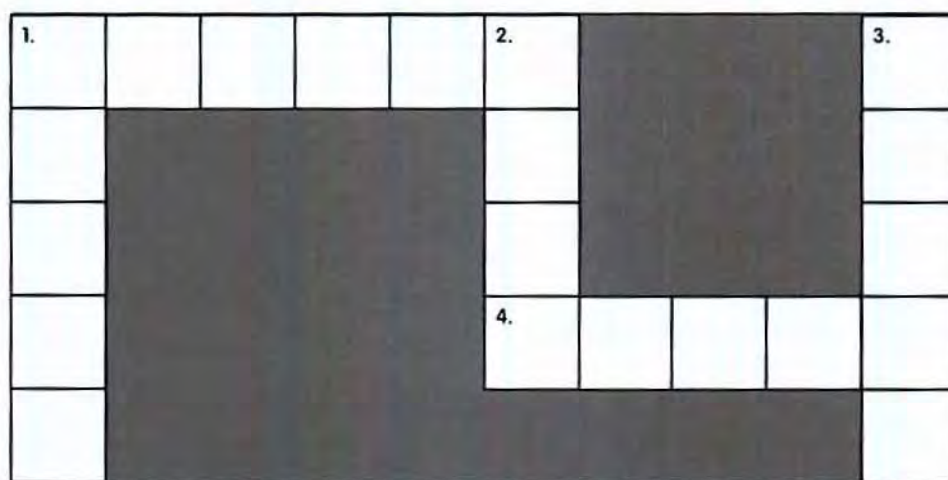




# Review: Crossword Puzzle!

Use the sentence clues below to solve the crossword puzzle.

draw   seven   write   around   about



## Across

1. Put a circle \_\_\_\_\_ the answer.
4. I like to \_\_\_\_\_ letters to my friends.

## Down

1. I wrote a story \_\_\_\_\_ my dog.
2. In art class we \_\_\_\_\_ pictures.
3. My sister is \_\_\_\_\_ years old.




# Review: Story Code

Crack the code by writing the correct review word in each blank. Write the word that goes with each symbol in the box below.

When I was \_\_\_\_\_ years old, we moved to a new town. I was sad \_\_\_\_\_ moving. My friends gathered \_\_\_\_\_ to say goodbye. We said we would \_\_\_\_\_ letters.

Our new house was so big, it had \_\_\_\_\_ bedrooms. We had a big yard where our dog could run \_\_\_\_\_. I didn't forget to \_\_\_\_\_ my friends and tell them \_\_\_\_\_ our new house. They wrote back and asked me to \_\_\_\_\_ a picture of my new house. It was fun to \_\_\_\_\_ pictures and \_\_\_\_\_ my friends letters.

#	_____
*	_____
&	_____
@	_____
!	_____





got

Say the word got  
aloud as you trace it.

got

Now practice writing the word once on each line.

\_\_\_\_\_

.....

\_\_\_\_\_

\_\_\_\_\_

.....

\_\_\_\_\_

\_\_\_\_\_


.....

\_\_\_\_\_

\_\_\_\_\_

.....

\_\_\_\_\_

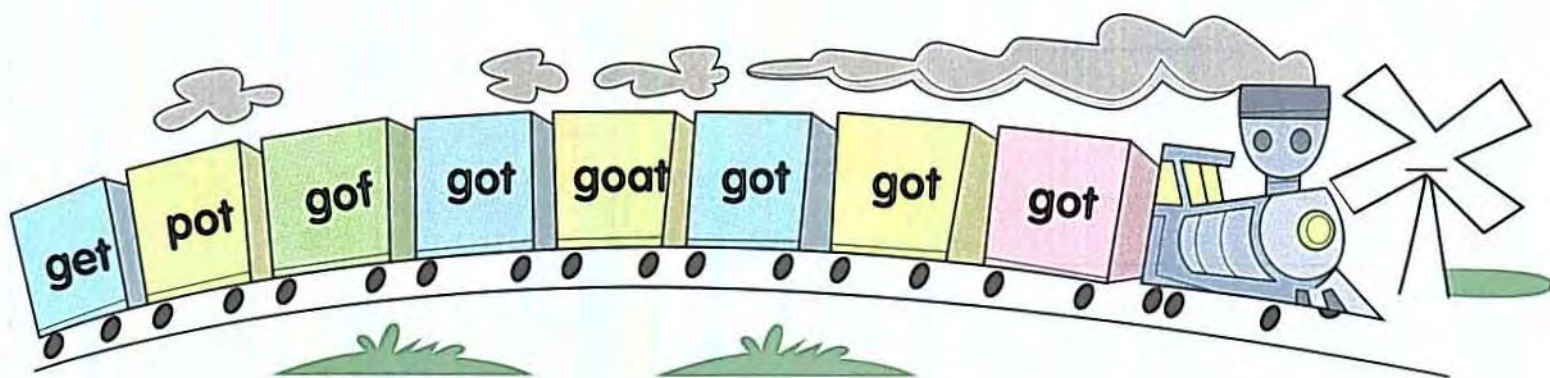
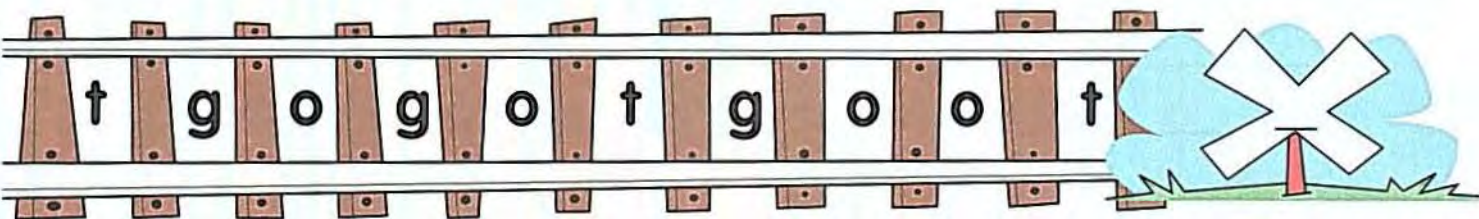
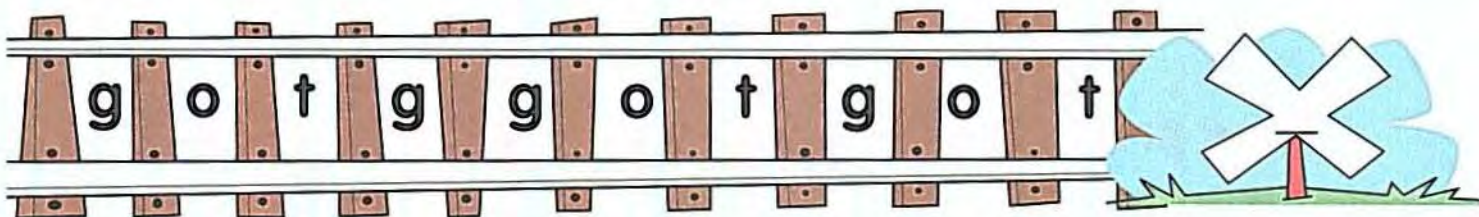
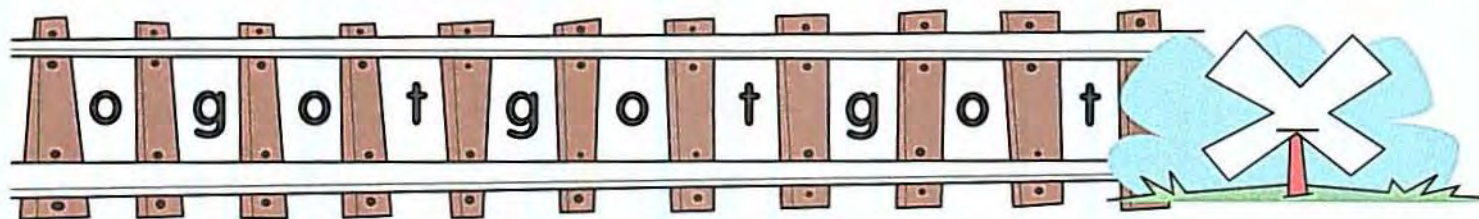


I \_\_\_\_\_ a puppy for  
my birthday.



# Keep on Track

Look for the word **got** in each track. Circle it each time you see it. Then count the number of circled words in each track and write it in the sign.





keep

Say the word  
keep aloud as  
you trace it.

keep

Now practice writing the word once on each line.

\_\_\_\_\_

\_\_\_\_\_

\_\_\_\_\_

\_\_\_\_\_

\_\_\_\_\_

\_\_\_\_\_

\_\_\_\_\_

\_\_\_\_\_

\_\_\_\_\_

\_\_\_\_\_




You can \_\_\_\_\_ your toys in  
the box.



# Word Watch

Circle the birds that have the word **keep** inside.





**both**

Say the word **both** aloud as you trace it.

both

Now practice writing the word once on each line.

\_\_\_\_\_

.....

\_\_\_\_\_

\_\_\_\_\_

.....

\_\_\_\_\_

\_\_\_\_\_


.....

\_\_\_\_\_

\_\_\_\_\_

.....

\_\_\_\_\_



We \_\_\_\_\_ have the same hat.




# Crack the Code

The word **both** is hidden once in each column. Find the word and circle the letters. Then use the code to complete the riddle below.

b	1: a	b	1: A	b	1: d
o	2: g	o	2: j	a	2: o
o	3: i	t	3: e	t	3: n
t	4: f	h	4: l	h	4: v
h	5: W	b	5: p	b	5: l
b	6: a	o	6: r	o	6: y
o	7: y	h	7: i	t	7: b
t	8: l	t	8: t	h	8: u
b	9: t	d	9: y	o	9: T
o	10: t	o	10: e	t	10: h
t	11: o	t	11: d	h	11: i
h	12: n	h	12: s	b	12: r

What's in the middle of a jellyfish?

1      2      3      4      5      6  
 \_\_\_\_\_  
 7      8      9      10      11      12      !





grow

Say the word  
grow aloud as  
you trace it.

grow

Now practice writing the word once on each line.

Handwriting practice lines consisting of solid top and bottom lines with a dashed middle line for tracing.



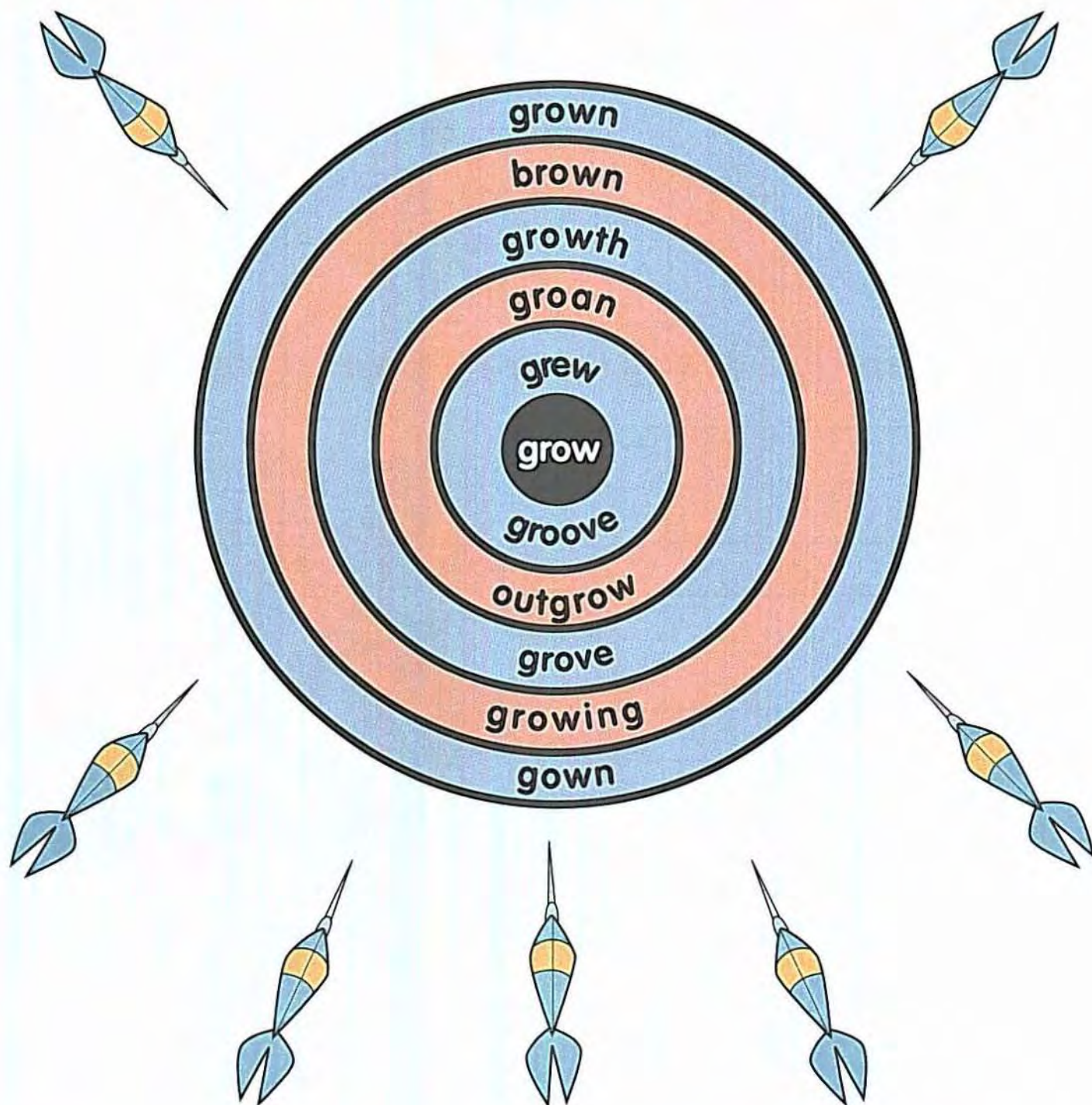
Plants need the sun to \_\_\_\_\_.



# Target Words

Circle the words that have **grow** hidden inside.

Underline the letters **g-r-o-w** in each circled word.





together

Say the word  
together aloud  
as you trace it.

together

Now practice writing the word once on each line.

Handwriting practice lines consisting of solid top and bottom lines with a dashed midline for tracing.



Let's walk home \_\_\_\_\_.



# Pen Pals

Circle the word **together** every time it appears in the letters. Count how many circled words are in each letter, and write the number in the box. Find out which pen pal used the word **together** more.

Dear Jake,

I can't wait to get together this weekend. I've planned lots of fun things for us to do together. We can play in the backyard together. I like to gather up all the leaves and make a big pile. Together, we can make the biggest pile ever! See you soon!

Sincerely,

Steve



Dear Steve,

We always have fun when we're together. My dad and I will ride together on the train to get to your house. We will play games together to pass the time. I'll bring my basketball with me. Maybe we can get together a group to play basketball. I'm excited to spend time together.

Sincerely,


Jake



# Review: Crossword Puzzle!

Use the sentence clues below to solve the crossword puzzle.

got keep both grow together



## Across

3. Let's go to the party \_\_\_\_\_ .
5. The present is for \_\_\_\_\_ of us.

## Down

1. I \_\_\_\_\_ some new shoes for school.
2. Please \_\_\_\_\_ this door open.
4. When I \_\_\_\_\_ up, I want to be a teacher.



# Review: High Five

Look for the review words as you read the sentences inside each box. Put a check in the box that uses all five review words.

☐ 1. I keep both of my fish together in the same tank. I got some new fish food to help them grow.



☐ 2. My sister and I both like to grow flowers together. We keep all of our gardening tools in the yard.



☐ 3. My friend got two puppies this year. He takes both of them on walks together. They are starting to grow into big dogs.



☐ 4. Dad got a gift for both me and my brother. We opened it together. We plan to keep it forever.





pick

Say the word  
pick aloud as  
you trace it.

pick

Now practice writing the word once on each line.

Handwriting practice lines consisting of solid top and bottom lines with a dashed middle line. There are eight sets of these lines provided for practice.




You can \_\_\_\_\_ a book to read.



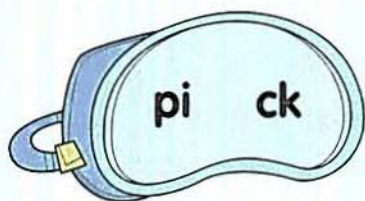
# Search and Splash

Find the word pick three times in the word search.



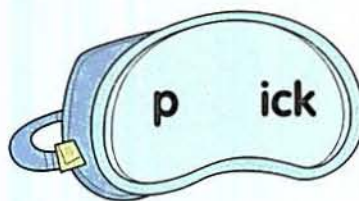
Do the letters go together to make the word pick?  
Circle Yes or No.

1.




Yes No

2.



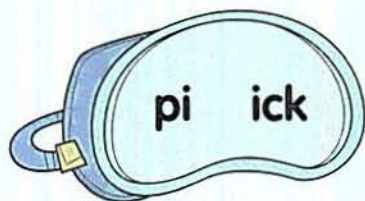
Yes No

3.



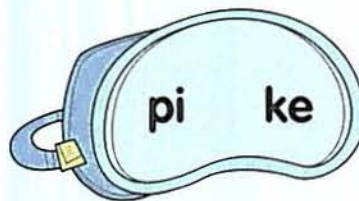
Yes No

4.



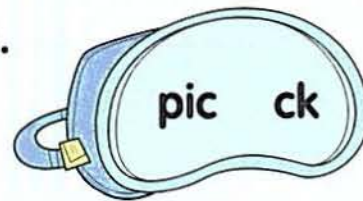
Yes No

5.



Yes No

6.



Yes No



eight

Say the word  
eight aloud as  
you trace it.

eight

Now practice writing the word once on each line.

\_\_\_\_\_

.....

\_\_\_\_\_

\_\_\_\_\_

.....

\_\_\_\_\_

\_\_\_\_\_


.....

\_\_\_\_\_

\_\_\_\_\_

.....

\_\_\_\_\_









A spider has \_\_\_\_\_ legs.





# What's the Order?

If the letters can be unscrambled to make the word **eight**, write it on the line. If the letters don't make the word **eight**, leave the line blank.

1.  2.  3. 

4.  5.  6. 

7.  8. 

Unscramble the words to make a sentence. Write the sentence on the line.



glasses   milk.   I   of   drank   eight

---

---




today

Say the word  
today aloud as  
you trace it.

today

Now practice writing the word once on each line.

Handwriting practice lines consisting of solid top and bottom lines with a dashed middle line for tracing.

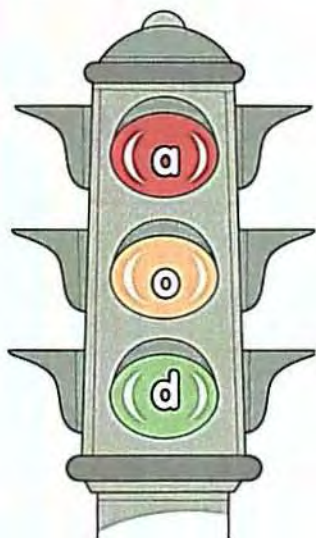
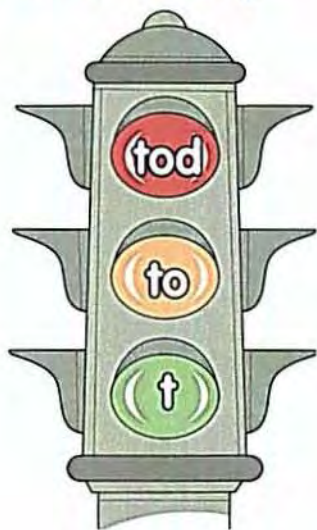


We're going to the zoo \_\_\_\_\_.

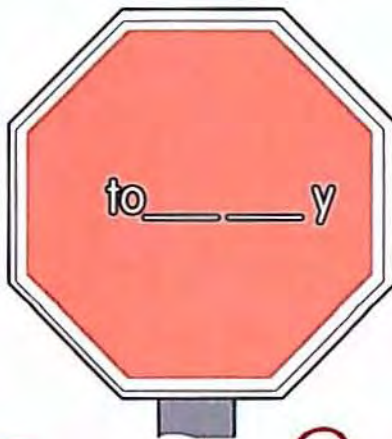
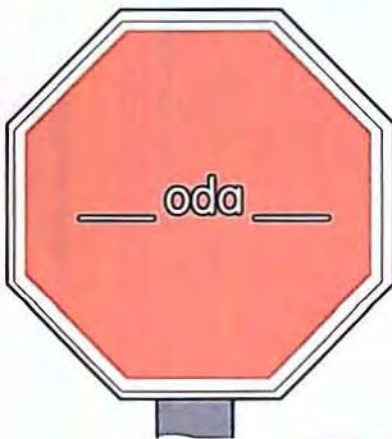
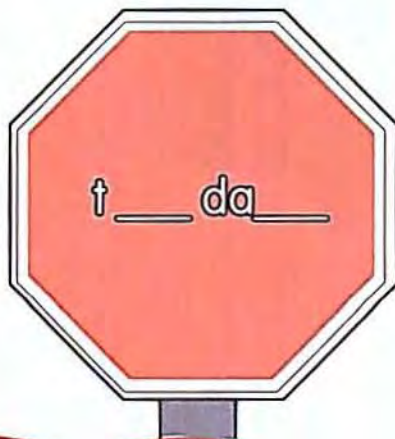
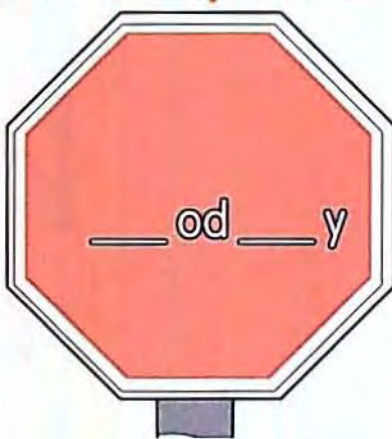
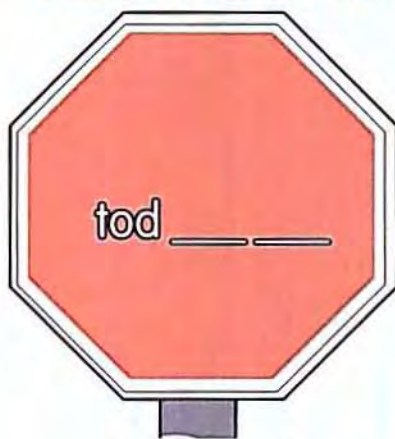


# Stop and Go

Draw a line to connect the letters and make the word **today**.



Fill in the blanks to complete the word **today**.





work

Say the word  
work aloud as  
you trace it.

work

Now practice writing the word once on each line.

\_\_\_\_\_

\_\_\_\_\_

\_\_\_\_\_

\_\_\_\_\_

\_\_\_\_\_

\_\_\_\_\_

\_\_\_\_\_

\_\_\_\_\_

\_\_\_\_\_

\_\_\_\_\_




My mom goes to \_\_\_\_\_  
every day.



# Amazing Maze

Look for the word **work** in the maze. Connect all the words that spell **work** to find your way out of the maze.





**start**

Say the word  
start aloud as  
you trace it.

start

Now practice writing the word once on each line.

\_\_\_\_\_

\_\_\_\_\_

\_\_\_\_\_

\_\_\_\_\_

\_\_\_\_\_

\_\_\_\_\_

\_\_\_\_\_

\_\_\_\_\_

\_\_\_\_\_

\_\_\_\_\_



It's time to \_\_\_\_\_ the race.



# Picture Puzzle

Find the word **start** in each sentence and circle it. Draw a line to connect the circled words in each sentence and see which letter your line passes through. Write the letters below to solve the picture puzzle.

1. Don't start the game without me.

l t o h g

2. When does the movie start?

w y l a i

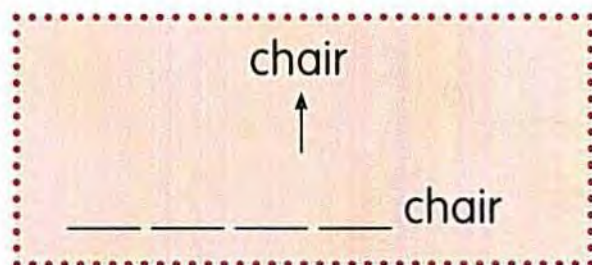
3. Wash your hands before you start.

c r w g c

4. Start the timer now, please.

p h r s n

5. You can start first, and I'll go next.






# Review: Crossword Puzzle!

Use the sentence clues below to solve the crossword puzzle.

pick eight today work start



## Across

2. What do you want to do \_\_\_\_\_ ?
4. The trip will take \_\_\_\_\_ hours.
5. After school I \_\_\_\_\_ at the ice cream shop.

## Down

1. What time does school \_\_\_\_\_ ?
3. Let's \_\_\_\_\_ up all the toys.



# Review: Story Code

Crack the code by writing the correct review word in each blank. Write the word that goes with each symbol in the box below.

We're going to the library \_\_\_\_\_. I need to get an early  
\_\_\_\_\_ & \_\_\_\_\_.  
My friend will \_\_\_\_\_ me up at \_\_\_\_\_ o' clock.  
# ! @  
We need to \_\_\_\_\_ on a project for school.  
\*  
I will \_\_\_\_\_ out about \_\_\_\_\_ books for us to read.  
! @  
It's going to be a lot of \_\_\_\_\_. We won't finish the whole  
\*  
project \_\_\_\_\_, but we will get a good \_\_\_\_\_!  
& #

#	_____
*	_____
&	_____
@	_____
!	_____





call

Say the word **call**  
aloud as you trace it.

call

Now practice writing the word once on each line.

\_\_\_\_\_

.....

\_\_\_\_\_

\_\_\_\_\_

.....

\_\_\_\_\_

\_\_\_\_\_

.....

\_\_\_\_\_

\_\_\_\_\_

.....

\_\_\_\_\_


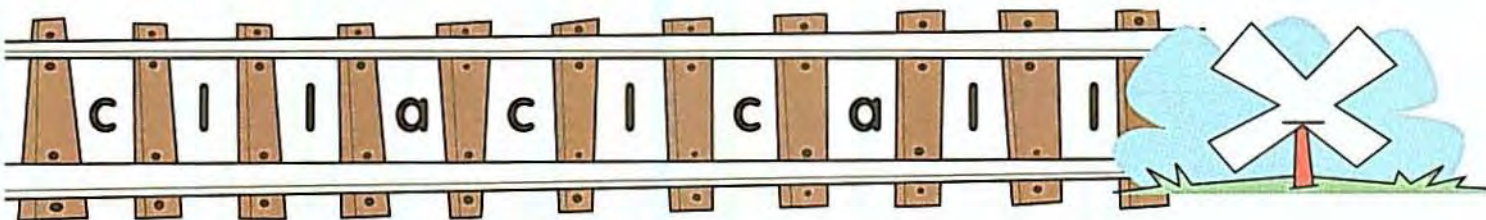
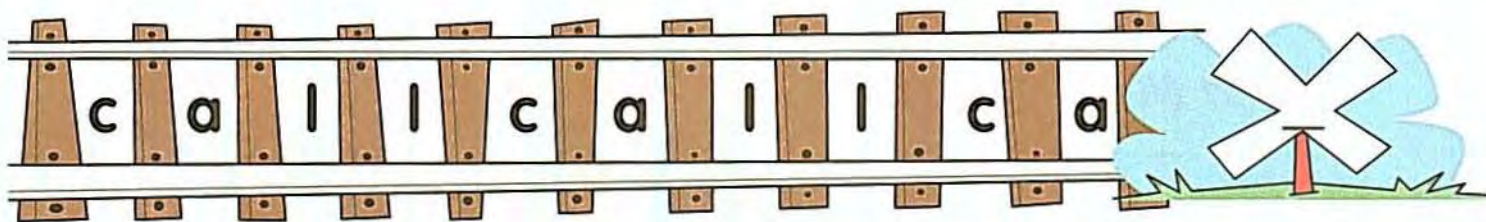
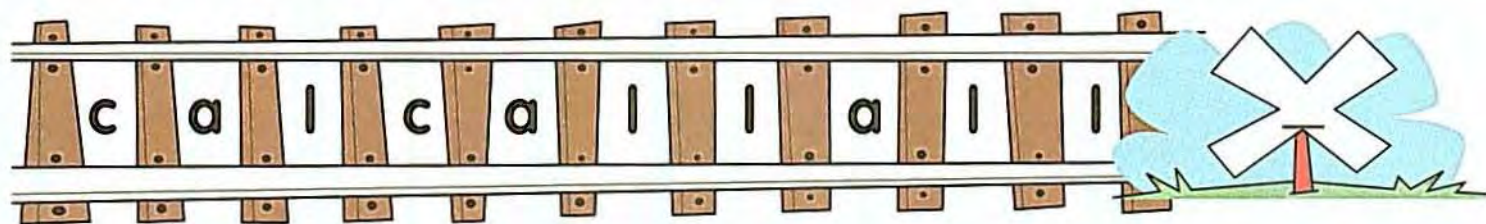


I like to \_\_\_\_\_ my friends  
on the phone.



# Keep on Track

Look for the word **call** in each track. Circle it each time you see it. Then count the number of circled words in each track and write it in the sign.





upon

Say the word  
upon aloud as  
you trace it.

upon

Now practice writing the word once on each line.

Handwriting practice lines for the word "upon". Each set consists of a solid top line, a dashed middle line, and a solid bottom line. There are four such sets of lines provided for practice.




Once \_\_\_\_\_ a time, there  
was an old king.



# Word Watch

Circle the birds that have the word **upon** inside.





full

Say the word full  
aloud as you trace it.

full

Now practice writing the word once on each line.

\_\_\_\_\_

\_\_\_\_\_

\_\_\_\_\_

\_\_\_\_\_

\_\_\_\_\_


\_\_\_\_\_

\_\_\_\_\_

\_\_\_\_\_

\_\_\_\_\_

\_\_\_\_\_




The glass is \_\_\_\_\_.



# What's the Order?


If the letters can be unscrambled to make the word **full**, write it on the line. If the letters don't make the word **full**, leave the line blank.

1.




\_\_\_\_\_

2.




\_\_\_\_\_

3.




\_\_\_\_\_

4.




\_\_\_\_\_

5.




\_\_\_\_\_

6.




\_\_\_\_\_

7.



\_\_\_\_\_

8.



\_\_\_\_\_



Unscramble the words to make a sentence. Write the sentence on the line.

bowl    The    very    full.    is

---

---

---



laugh

Say the word  
laugh aloud as  
you trace it.

laugh

Now practice writing the word once on each line.

Handwriting practice lines consisting of solid top and bottom lines with a dashed middle line for tracing.

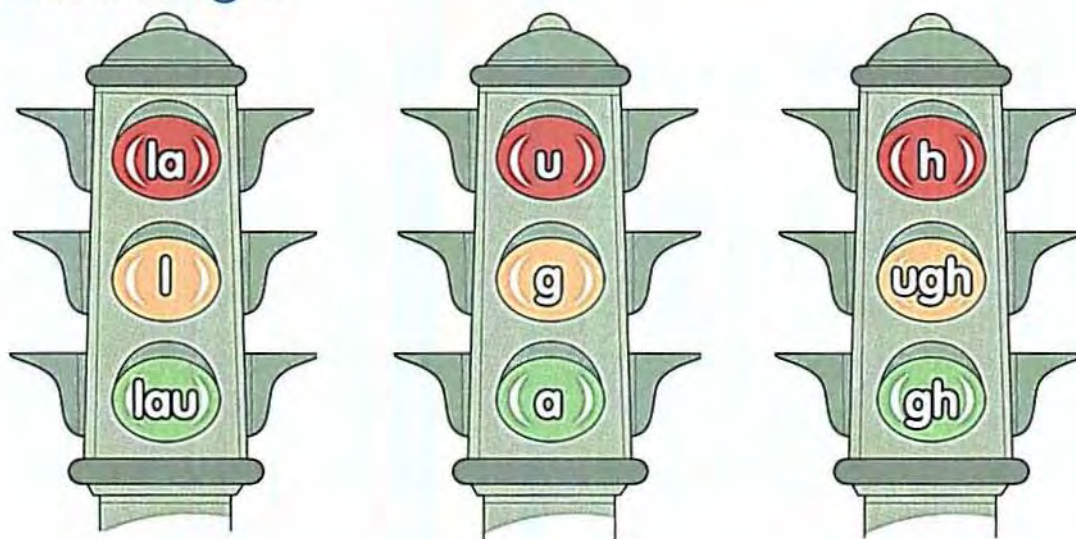


The clown makes me \_\_\_\_\_.

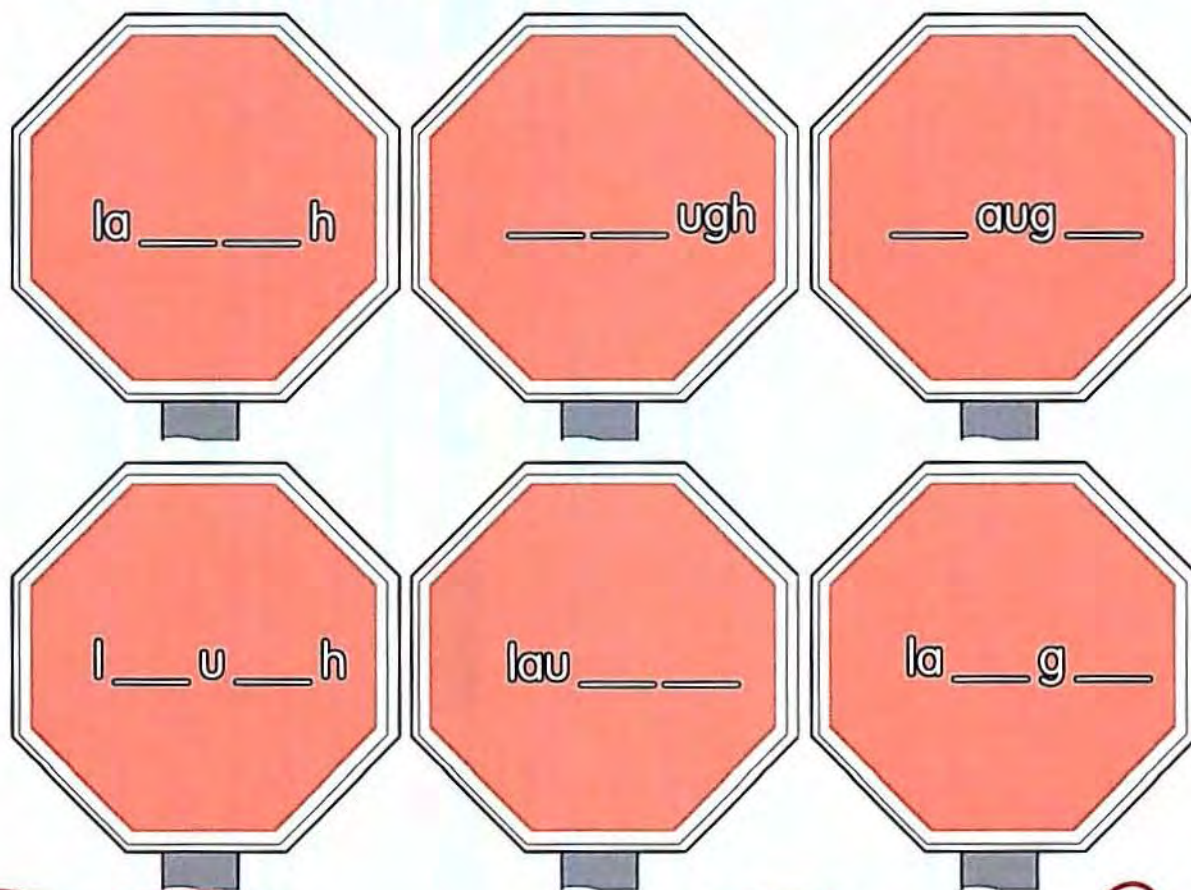


# Stop and Go

Draw a line to connect the letters and make the word **laugh**.



Fill in the blanks to complete the word **laugh**.





hold

Say the word  
hold aloud as  
you trace it.

hold

Now practice writing the word once on each line.

Handwriting practice lines consisting of solid top and bottom lines with a dashed middle line. There are eight sets of these lines provided for practice.

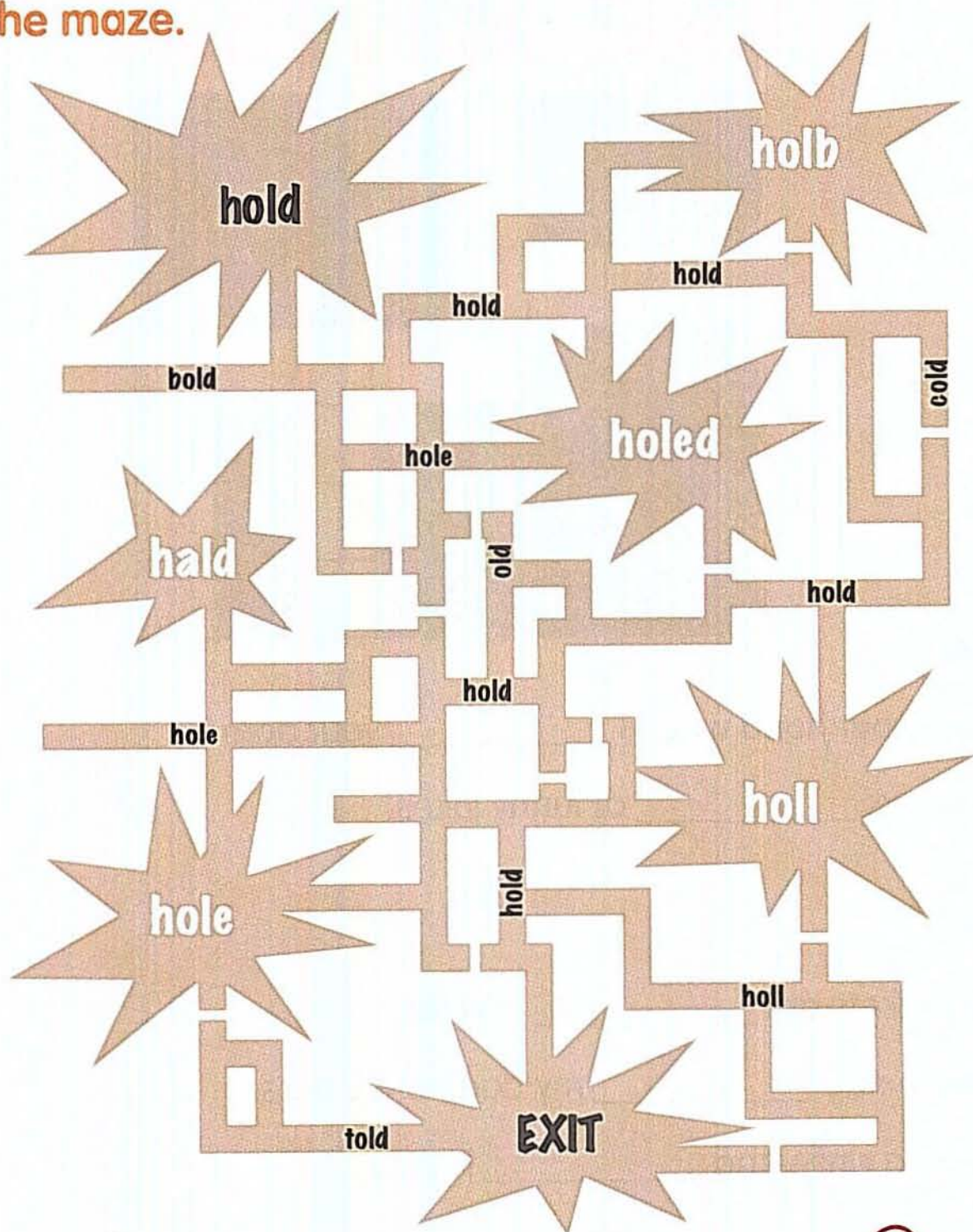


I like to \_\_\_\_\_ my baby  
sister.



# Amazing Maze

Look for the word **hold** in the maze. Connect all the words that spell **hold** to find your way out of the maze.






# Review: Crossword Puzzle!

Use the sentence clues below to solve the crossword puzzle.

call upon full laugh hold



## Across

2. Raise your hand when I \_\_\_\_\_ your name.
3. I always \_\_\_\_\_ at funny jokes.

## Down

1. My pockets are \_\_\_\_\_ of coins.
4. I like to ride \_\_\_\_\_ my dad's shoulders.
5. Get in a circle and \_\_\_\_\_ hands.



# Review: Story Code

Crack the code by writing the correct review word in each blank. Write the word that goes with each symbol in the box below.

Once \_\_\_\_\_ a time, there was a very funny boy. He liked  
#  
to do tricks and make people \_\_\_\_\_. People liked to  
@  
\_\_\_\_\_ him "the Joker." His magic bag was \_\_\_\_\_ of all  
& !  
his tricks. He never let anyone else \_\_\_\_\_ his magic bag.  
\*

He had so many tricks that his bag got too \_\_\_\_\_. It was  
!  
too heavy for the boy to \_\_\_\_\_. He put his bag \_\_\_\_\_ a  
\* #  
horse. He decided to \_\_\_\_\_ his horse "Trick Trot." Trick Trot  
&  
and the Joker were good at making people \_\_\_\_\_.  
@

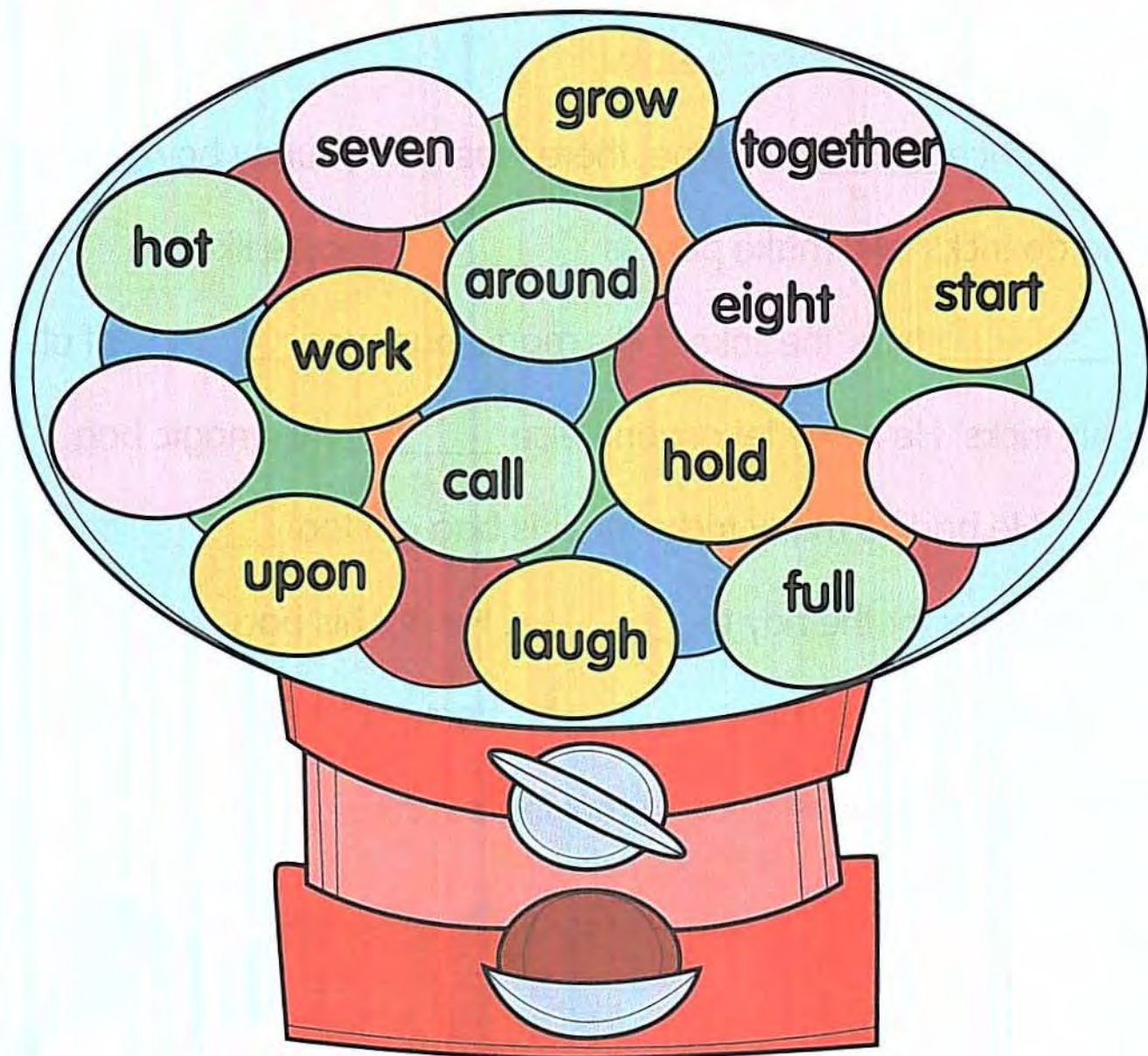
#	_____
*	_____
&	_____
@	_____
!	_____





# Review: ABC Gumballs

Write the review words in alphabetical order.



1. \_\_\_\_\_
2. \_\_\_\_\_
3. \_\_\_\_\_
4. \_\_\_\_\_
5. \_\_\_\_\_
6. \_\_\_\_\_
7. \_\_\_\_\_
8. \_\_\_\_\_
9. \_\_\_\_\_
10. \_\_\_\_\_
11. \_\_\_\_\_
12. \_\_\_\_\_
13. \_\_\_\_\_



# Review: Sentence Squares

Read each group of sentences. Then find the group of words below that completes the sentences. Fill the missing words in the blanks.

1. \_\_\_\_\_ my parents are \_\_\_\_\_ thirsty, lemonade is \_\_\_\_\_ favorite thing to \_\_\_\_\_.

2. I need to \_\_\_\_\_ my bedroom \_\_\_\_\_ on so I can \_\_\_\_\_ my report \_\_\_\_\_ tigers.

3. In art class \_\_\_\_\_, I \_\_\_\_\_ to \_\_\_\_\_ my favorite color and \_\_\_\_\_ a picture.

today  
got

draw  
pick


about  
light

keep  
write

drink  
their

If  
both







## Answers Level A

### Page 7



### Page 9



### Page 11

1. up
3. up
5. up

### Page 13




### Page 15

These words have **for** hidden inside:

fork  
form  
fort  
forget

### Page 16



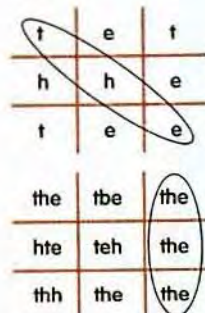
Box 2 is colored.

### Page 17

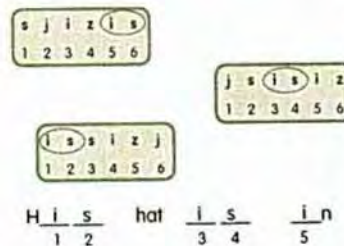
1. 2
2. 3
3. 2
4. 4
5. 1

Worm 4 is the winner.  
Sentences will vary.

### Page 19

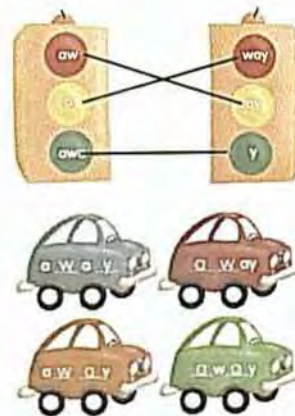


### Page 21



the s ink.

### Page 23



### Page 25

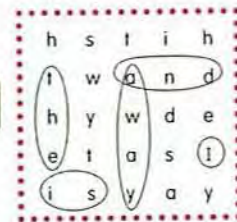
1. I like ice cream.  
a a c b n
2. Dad and I went to get ice cream.  
w e g a r
3. "It's a big scoop," I said.  
c a b q m
4. It was much more than I should eat.  
d a p o
5. So I shared it with my dad.

What did the cone say to the ice cream?  
Dessert is a n m e!

### Page 27

These pictures should be circled:  
sand  
stand  
hand  
land

### Page 28



Box 4 is colored.

### Page 29

My dog's name is Roofus.  
I took him to the beach.  
Roofus played and I swam.  
Then, I couldn't find him!  
Did he run away?

Where was Roofus?  
Roofus was under the sand.

### Page 31



### Page 33






Page 35

1. look
3. look
6. look


Page 37



Page 39

These words have **see** hidden inside:  
seed  
seem  
seek  
seesaw

Page 40



Box 1 is colored.

Page 41


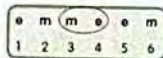
1. 3
2. 1
3. 2
4. 3
5. 4

Worm 5 is the winner.  
 Sentences will vary.

Page 43


o	n	o
n	o	t
t	n	t
not	nat	not
not	nof	not
hot	not	not

Page 45



So m's n e w m e d a i s u n d e r  
 the m e s s.

Page 47




Page 49

1. I can help at home.  
 m p r w a
2. Folding clothes is one thing I can do.  
 o s d b a
3. I can get it done quickly.  
 n z k t
4. Can you help me at home too?  
 d h p b c
5. I think I can.  
 I'm all w a s h \_ \_ \_ ed up!

Page 51

These pictures should be circled:  
 chin  
 pin  
 win  
 fin

Page 52



Box 5 is colored.

Page 53


My brother plays hide and seek with me.  
 I can hide in the kitchen.  
 "Ready or not, here I come!" he says.  
 He'll never find me in here.  
Can you find me?

Where is he?  
 He's hiding in the cabinet.

Page 55



Page 57



Page 59

2. said
4. said
5. said

Page 61













Page 117

y	s	y
y	e	s
e	s	e
yes	yss	yes
yee	yes	yes
yes	yes	yec

Page 119

0	1	2	3	4	5	6
1	2	3	4	5	6	


0	1	2	3	4	5	6
1	2	3	4	5	6	

0	1	2	3	4	5	6
1	2	3	4	5	6	

Sam's s o c k s are o n  
1 2 3 4

the s i o v e  
5 6

Page 121



Page 123

1. It was time to put on my coat.  
l g i n t
2. It wasn't hanging on the coat rack.  
p e s a o
3. I looked on my bed, but no coat.  
d b y r h
4. Oops! I didn't turn the lights on.  
c i w v l
5. It was on the table all along.  
A t a b l e!

Page 125

These pictures should be circled:

call  
fall  
tall  
ball  
wall

Page 126

y	e	s	w	n
e	w	o	n	l
a	t	t	l	y
w	h	a	t	a
l	i	s	y	e

Box 4 is colored.

Page 127

It was so cold outside today.  
The ground was all covered in snow.  
Did we go outside? yes, we did!  
We put on our warm clothes.  
What did we do?

What did we do outside?  
We had a snowball fight!

Page 129

h	e	e	e	e	h	h
e	e	h	i	e	e	e
h	e	e	h	h	e	e



Page 131

1. make
3. make
6. make

Page 133

i	d	d
d	i	i
i	i	d
did	did	bid
did	did	idd
did	dib	dad

Page 135


b	i	u	e	b	i	e	u
1	2	3	4	5	6	7	8

b	u	b	i	b	i	u	e
1	2	3	4	5	6	7	8

Sam's b a s e b a i i is  
1 4 5 2 6

U n d e r the r U g.  
3 8 7

Page 137



Page 138

i	t	d	i	d
d	h	t	d	b
m	a	k	e	l
k	t	b	l	u
e	m	h	e	e

Box 5 is colored.

Page 139

1. 3
  2. 2
  3. 5
  4. 3
  5. 2
- Worm 3 is the winner.

Page 140

2. no
3. my
4. that
5. funny
6. help
7. all
8. did
9. say
10. three
11. yes
12. like
13. yellow
14. blue
15. it

Page 141

An umbrella



## Answers Level B

Page 145



Page 147



Page 149

3rd floor: four  
5th floor: four

Page 151

Do we want to win?  
Yes, we do.  
We'll do all we can.  
How about you?  
Team A: 3

We'll do just great!  
We'll do our best.  
How do we do it?  
We'll do better than the rest!  
Team B: 5

Team B has the higher number.

Page 153

These words have **too** hidden inside:

tool  
stoop  
tooth  
cartoon  
stool  
toot

Page 154



Row 3 is colored.

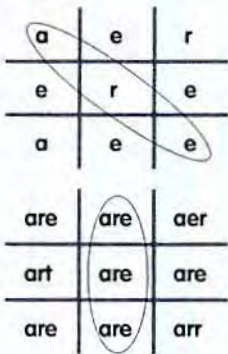
Page 155

1. too  
2. came  
3. black  
4. do  
5. four  
Square B has all its boxes marked off first.

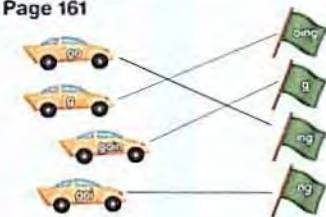
Page 157

Because it stays out all night long!

Page 159



Page 161



1. No  
2. Yes  
3. No  
4. Yes

Page 163

Have you seen my hat? Have been looking for half the day. I need some help to find it. I usually hang it in the hall. Have a special hook for my hat. But it's not there! I have to find it soon. My head needs a hat. It's the only hat I have!

These hats are circled:

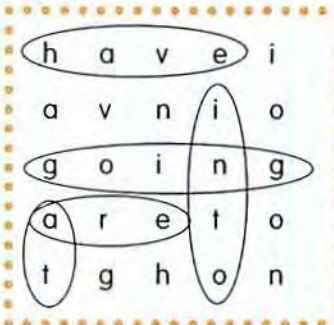
1. have  
3. have  
4. have

Page 165

These pictures are circled:

hat  
rat  
bat  
mat  
cat

Page 166



Row 3 is colored.

Page 167

I always have my birthday party at home. This year, I wanted to have it someplace new.

"We are going somewhere different," my family said. "You are going to have a great time."

We all got into the car. "Where are we going?" I asked. "It's a surprise," they said. "You have to close your eyes."

"Are we there yet?" I asked. "You have to be patient!" they said.

After a long drive, the car stopped. "We're at the beach!" I said. We all jumped into the water.

Page 169



Page 171



Page 173

3rd floor: soon  
4th floor: soon  
6th floor: soon

Page 175

When say "go" you say "fight." Go! Go! Fight! Fight! When I say "win" you say "tonight." Win! Win! Tonight! Tonight!

You say you're so great. You say you're the best. But we're here to say we're better than the rest.

Team A has the higher number.




# Page 177

These words have **under** hidden inside:

thunder  
understand  
underneath  
underwear  
underground

# Page 178



Row 4 is colored.

# Page 179

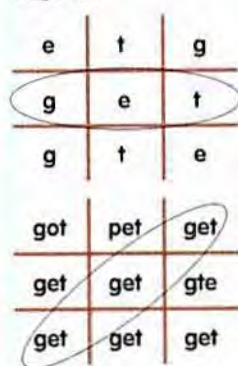
- so
- soon
- must
- brown
- under

Square B has all its boxes marked off first.

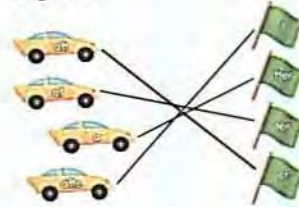
# Page 181

She wanted to save it for a rainy day.

# Page 183



# Page 185



- Yes
- Yes
- No
- No

# Page 187

I have twin brothers, Tim and Jim. They look exactly the same. They have brown hair and blue eyes. Today they have on matching clothes. Both of them are wearing white shirts and jeans. Hey, I can't tell them apart! I hope they tell me who is who. If not, then they will be in big trouble!

These shirts are circled:


- they
- they
- they
- they

# Page 189

These words are circled:

date  
gate  
late  
plate

# Page 190



Row 5 is colored.

# Page 191

Amy and Ella went to the fair. First they saw the animals. A pony ate a carrot out of Ella's hand. After that, Ella wanted to go on a ride.

"Let's ride the Ferris wheel," Ella said.

"We need to get some tickets first," Amy said.


After they got tickets, they went on the ride. Then they decided to get hot dogs.

After they ate, they went home. They decided to come to the fair every year!

# Page 193



# Page 195



# Page 197

2nd floor: let

3rd floor: let

4th floor: let

6th floor: let

# Page 199

Who will clap their hands?

Who will give a cheer?

Who will shout "Go Team"?

So everyone will hear!

Team A: 4

Our team will play

Our team will score

And when they win

The crowd will roar

Team B: 3


Team A has the higher number.

# Page 201

These words have **any** hidden inside:

many  
anyone  
anywhere  
anybody  
anyway  
anything

# Page 202



Row 2 is colored.

# Page 203

- please
- let
- him
- Will
- any

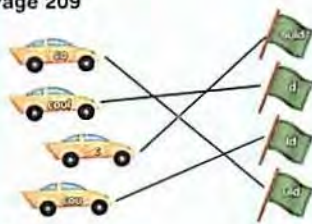
Square A has all its boxes marked off first.

# Page 205

There wasn't anybody for him to go with.



n	w	n
w	n	e
e	e	w
new	mew	new
mew	new	new
new	new	now



1. No
2. Yes
3. Yes
4. No

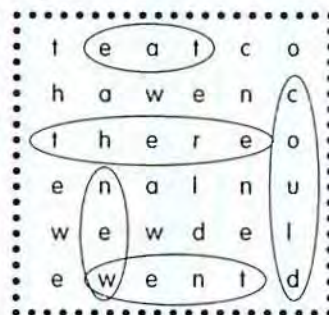
Where did all the cookies go? This morning there were three cookies. They were right there in the jar. Now, there aren't any cookies! They're all gone! But I can still smell cookies. It's coming from over there by the oven. There is a new batch of cookies! I can't wait to eat them all up.

These cookie jars are circled:

1. there
2. there
6. there

These words are circled:

heat  
neat  
seat  
meat



Row 4 is colored.

Zack could not think of anything fun to do. He wanted to try something new. He decided to bake a pie that he could eat.

Then, his friend Josh came over with a new ball. The boys went outside to play with it. Zack forgot there was a pie baking in the oven.

"I'm so hungry. I could eat a pie," Josh said.

"There is a pie in the oven!" Zack said. The boys went inside. The pie was burned. There was nothing they could do.

"Let's bake a new pie," Josh said.

"And this time, let's make sure we get to eat it!" Zack said.

Knock knock.


Who's there?

Anita.

Anita who?

Anita ride to school!

2. do
3. any
4. get
5. too
6. four
7. into
8. at
9. they
10. went
11. could
12. going
13. brown
14. under
15. after



1st floor: this  
2nd floor: this  
6th floor: this

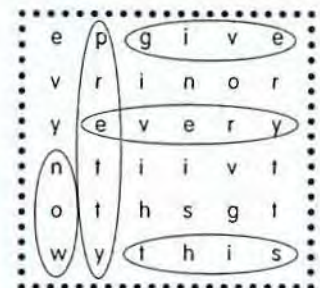
Give me a W!  
Give me an I!  
Give me an N!  
What does it spell?  
Win!  
Team A: 3

Put your hands together.  
Give our team a shout!  
You can also give a cheer.  
That's what it's all about!  
Team B: 2

Team A has the higher number.

These words have **every** hidden inside:

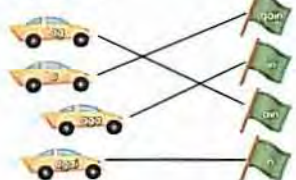

everybody  
everywhere  
everyone  
everything



Row 4 is colored.

1. give
  2. every
  3. this
  4. pretty
  5. now
- Square A has all its boxes marked off first.

So he would have sweet dreams.



1. No
2. Yes
3. Yes
4. No



# Page 237

I'm looking for my favorite ball. It's made of rubber bands. It can bounce off anything! I seem to lose it often. I looked in all of my toy boxes. I also looked on top of my dresser. It checked my dad's office too. Hey, there it is! It's at the bottom of my backpack. I hadn't thought of that!

These balls are circled:


1. of
3. of
4. of

# Page 239

These words are circled:

sour  
hour  
scur  
flour

# Page 240



Row 2 is colored.

# Page 241

This morning we saw a kitten in our backyard. She was playing with a ball of yarn.

"None of our neighbors have a kitten," I said. "She must be lost." When we looked up again, the kitten was gone.

Later that day, we saw her again. She was sleeping on top of our car.


"I saw a sign about a lost kitten at our bus stop," my dad said.

The sign had a picture of a kitten. It looked just like the kitten we saw!


We called the owners of the kitten. They came to pick her up at our house.

They were so happy to see their kitten again!

# Page 243



# Page 245



# Page 247

1st floor: want  
3rd floor: want  
4th floor: want

# Page 249

We know how to play.  
We know how to win.  
We'll show them how it's done.  
Now let's begin!

Team A: 3

How will we beat the other team?  
How will we win tonight?  
We know how and starting now,  
we'll show them how to do it right!


Team B: 4

Team B has the higher number.

# Page 251

These words have some hidden inside:  
somewhere  
somebody  
someone  
sometimes  
handsome  
something

# Page 252



Row 2 is colored.

# Page 253

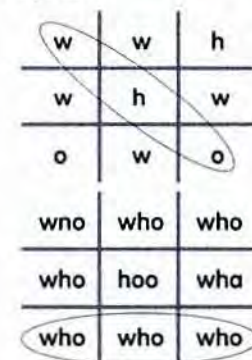
1. well
2. white
3. How
4. want
5. some

Square A has all its boxes marked off first.

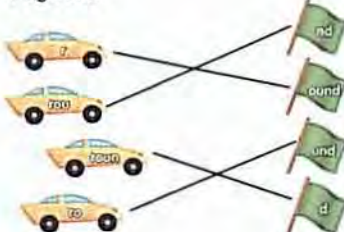
# Page 255

Try to cheer him up!

# Page 257



# Page 259



1. No
2. No
3. Yes
4. Yes

# Page 261

Today I lost my hamster. She is very small. Her fur is white as snow. I looked all over the house, as did my mom. Just as I was about to give up, I heard a noise. It sounded as if my hamster was in the bathtub. I looked in the tub, and there she was! She was playing with the bath toys, happy as she could be.

These ducks are circled:


1. as
2. as
5. as

# Page 263

These words are circled:

shout  
pout  
sprout  
snout  
spout

# Page 264



Row 1 is colored.



# Page 265

On my sister's birthday, someone gave her a gift as a surprise. They left it out on our front steps. The box was big and round.

"Who is it from?" my sister asked.

"It doesn't say who it's from," I told her.

Just as we were about to open it, a puppy jumped out of the box! The puppy had big round eyes and fur white as snow. He licked her face and let out a bark. He was as cute as could be. We never found out who gave her the puppy. We loved it as one of the family.

# Page 267



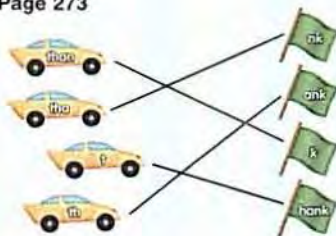
# Page 269

2nd floor: with  
5th floor: with  
6th floor: with

# Page 271

a	h	a
d	a	d
h	d	h
had	had	had
had	had	hand
dad	bad	hod

# Page 273



1. Yes
2. No
3. No
4. Yes

# Page 275

I lost my book. It's written by my favorite author. I can read the whole book by myself. I like to read it before I go to bed. By the time I find it, it will be too late to read it. I have to go to bed by eight o'clock. Maybe tomorrow I can buy a new book. Wait! I found it! It was right by my bed all along.

These books are circled:

1. by
5. by
6. by

# Page 277

1. by
2. from
3. with
4. had
5. thank

Square A has all its boxes marked off first.


# Page 278

Knock, knock.  
Who's there?  
Justin.  
Justin who?  
Justin time for lunch!

# Page 279

2. she
3. by
4. want
5. now
6. give
7. well
8. from
9. thank
10. again

# Page 276

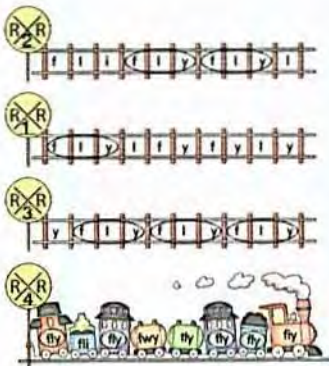


Row 5 is colored.



## Answers Level C

Page 283



Page 285



Page 287  
top secret

Page 289  
overdo  
overhead  
clover  
leftover  
oversee  
overtime

Page 291

Q: Were Bill and Tim at school today?  
A: Yes, they were both at school.

Q: Why were you cold?  
A: I didn't wear my coat.

Q: What were you doing at the park?  
A: We were having a picnic.

Q: Where were you today?  
A: I was at work.

Q: 4  
A: 2

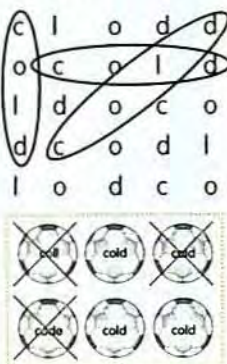
Page 292



Page 293

1. fly  
2. very  
3. over  
4. were  
5. found  
Square B has all of its boxes marked off first.

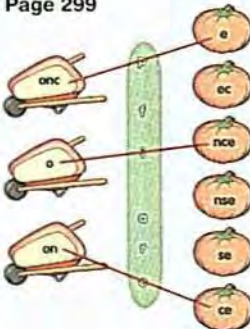
Page 295



Page 297

1. warm  
2. warm  
5. warm  
6. warm

Page 299



What did the pumpkin say after Thanksgiving?  
Good-pie

Page 301

We've been playing hide and seek today. I hid under a chair. I had to bend down very low. Nobody has been able to find me. They have been looking for a long time. Everyone else has been found. Finally, somebody looked beneath the chair. I've been found too!

1. been  
5. been  
6. been

Page 303

These words rhyme with old:  
gold  
hold  
fold  
sold

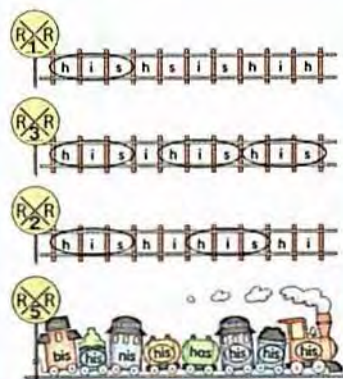
Page 304



Page 305

Box 1 is checked.

Page 307



Page 309



Page 311

A pair of pants

Page 313

sleepwalk  
asleep  
sleeping  
sleepy  
sleepless  
sleepily

Page 315

Q: What is your first name?  
A: My first name is Kim.

Q: Who was first in line?  
A: She was in line first.

Q: Is it time for us to eat lunch?  
A: Yes, but first we need to wash our hands.

Q: Can I try the new toy first?  
A: First your little brother gets a turn.

Q: 3  
A: 4

Page 316






# Page 317

1. sleep
2. first
3. goes
4. his
5. these

Square B has all of its boxes marked off first.

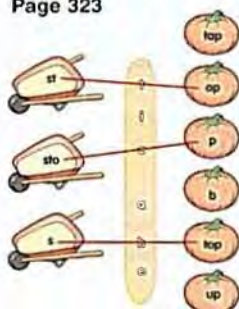
# Page 319



# Page 321

2. open
3. open
5. open
7. open

# Page 323



What did the pumpkin sew?  
A pumpkin patch

# Page 325

I lost a five dollar bill. I don't know where it is.

My mom asked, "Do you remember the last time you saw it?"

"No, I don't remember," I said.  
"Why don't I help you look for it?" Mom asked.

Mom and I looked all over the house. When we were done, we still hadn't found it.

"Are you sure you don't have it in your pocket?" Mom asked.

I looked in my pocket, and there it was! I don't believe it!


2. don't
3. don't
4. don't

# Page 327

These words rhyme with own:

grown  
known  
blown  
shown

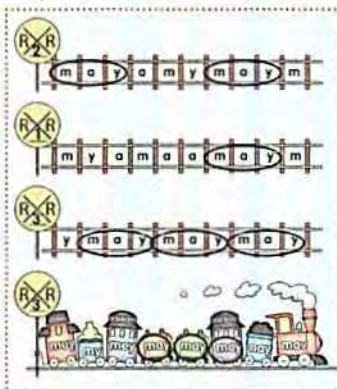
# Page 328




# Page 329

Box 3 is checked.

# Page 331



# Page 333



# Page 335

One in a million

# Page 337

fright  
bright  
downright  
rightly  
upright  
rightful

# Page 339

Q: Do you know how to swim?

A: I know how to swim very well.

Q: Have you met Chris before?

A: Yes, we already know each other.

Q: How do you know Susan?

A: I know her from my class.


Q: Which way is it to the park?

A: I don't know.

Q: 2

A: 4

# Page 340

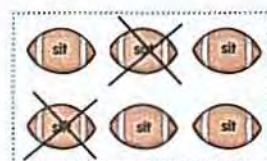
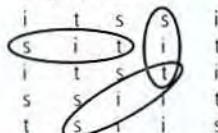


# Page 341

1. may
2. right
3. read
4. think
5. know

Square A has all of its boxes marked off first.

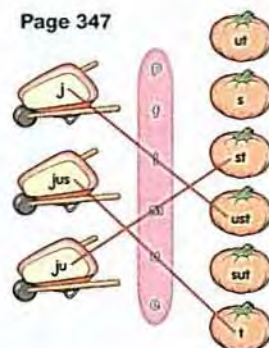
# Page 343



# Page 345

3. walk
4. walk
5. walk
8. walk

# Page 347



What do you call a chubby pumpkin?

A plumpkin

# Page 349

My family likes to camp more than anything. Last time we camped, I lost my flashlight. I looked in our tent, then I looked outside. It was so dark, I bumped into my dad! Then we both bumped into my mom.

"If we had a flashlight, then we could find our way!" I told them.

"We don't need a flashlight," Dad said. Then he lit a match to give us light.

We found our way back to the tent. Only then did we find the flashlight. It was inside my sleeping bag!

2. then
3. then
5. then
6. then

# Page 351

These words rhyme with an:

man  
ran  
plan  
van  
pan







# Page 383



# Page 385 downtown

Page 387  
mouthwash  
awash  
washer  
washed  
washing  
washout

# Page 389

Q: May I tell you a secret?  
A: Sure, you may tell me a secret.

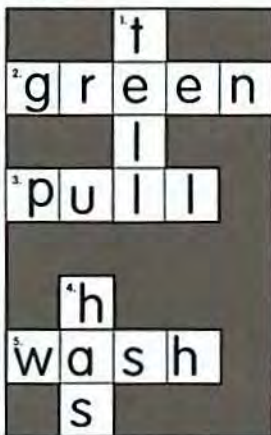
Q: Will you tell me where the cookies are?  
A: I can't tell you until after lunch!

Q: Should we tell Dad about this?  
A: Of course we should tell him.

Q: Would you tell Mom I'm ready?  
A: I already told her!

Q: 4  
A: 3

# Page 390



# Page 391

1. has  
2. tell  
3. pull  
4. green  
5. wash  
Square B has all of its boxes marked off first.

# Page 393

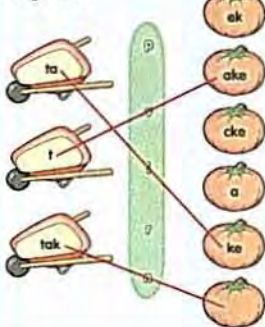
b e t b t  
b s e s b  
e b e s t  
s b b e e  
t b e t s



# Page 395

2. put  
6. put  
7. put  
8. put

# Page 397



What does a pumpkin say when you ask "How are you"?

I'm vine.

# Page 399

I don't know where my lunchbox is. When all the kids are eating, I'll have no lunch! I went to the lost and found. It wasn't there. When was the last time I had my lunch box? I know I had it when I got to school. I was on the playground before school. Maybe I left it by the swings when I was playing there. When I went and looked by the swings, my lunchbox was there! I can hardly wait to eat lunch!

2. when  
3. when  
4. when

# Page 401

These words rhyme with ask:  
task  
bask  
flask  
mask


# Page 402



# Page 403

Box 3 is checked.

# Page 405



# Page 407

Q: Who gave you that hat?  
A: My brother gave it to me.

Q: How did you get home so fast?  
A: My friend gave me a ride home.

Q: Who gave you gifts for your birthday?  
A: My family and friends gave me gifts.

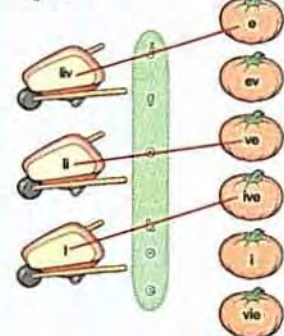
Q: Where did all the cookies go?  
A: I gave them to my friends.

Q: 2  
A: 4

# Page 409

1. jump  
3. jump  
5. jump  
7. jump

# Page 411



What do you call a pumpkin that likes to tell jokes?

A joke o'lantern



**Page 413**

I lost my best scarf! I made this scarf myself. It was the first one I have ever made. I was mad that I had lost it. I made my brother help me look. We made a list of all the places the scarf could be. Then we asked the maid if she had seen it. She thought maybe she saw our dog with the scarf. We found the dog in the middle of the living room, wearing my scarf! It made me laugh.

2. made
4. made
6. made

**Page 414**



**Page 415**

1. live
  2. gave
  3. made
  4. use
  5. jump
- Square B has all of its boxes marked off first.

**Page 416**

1. ask
2. does
3. its
4. jump
5. live
6. made
7. off
8. or
9. pull
10. take
11. those
12. why

**Page 417**

1. How many toys did you buy? Make sure to put them all away.
2. My neighbor has a long hose. Maybe we can use it to wash the car.
3. I saw five ducks when we were at the pond. I watched them walk across the green grass.
4. My dad gave me the best birthday gift! I want to tell all my friends about it.



## Page 421

## Page 423



## Page 425

n	1: h	s	1: c	s	1: d
n	2: c	i	2: l	n	2: o
s	3: l	n	3: e	g	3: i
i	4: a	g	4: a	i	4: f
s	5: n	s	5: b	s	5: h
i	6: g	i	6: p	g	6: u
n	7: e	g	7: f	i	7: r
i	8: t	n	8: i	g	8: g
i	9: y	i	9: o	s	9: a
n	10: e	n	10: v	i	10: w
s	11: t	g	11: r	n	11: a
g	12: h	s	12: y	g	12: y

Why did the burglar take a shower?  
He wanted to make a clean  
getaway!

## Page 427


tent  
tenth  
tennis  
tense  
tend  
pretend

## Page 429

Dear Alex,  
I hope you can visit me this summer.  
There are so many things for us to do.  
My dad will make us pancakes every day.  
Our tree house is big enough for us to  
sleep in. You can stay with us as long as  
you want!  
Sincerely,  
Justin  
Inside box: 4

Dear Justin,  
You've planned a lot of fun things  
for us. My parents want you to come  
camping with us. They will take us to the  
mountains. There is a tent just for us. Call  
us and let us know if you can come.  
Sincerely,  
Alex  
Inside box: 6

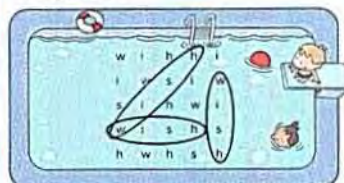
## Page 430



## Page 431

Box 3 is checked

## Page 433



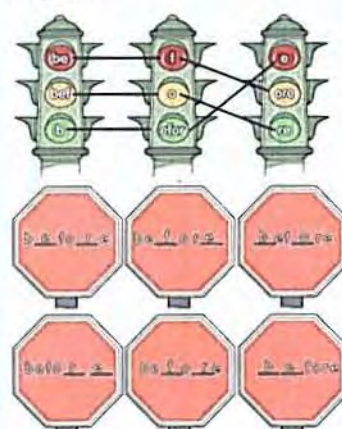
1. yes
2. no
3. no
4. yes
5. yes
6. no

## Page 435

These letters can be unscrambled to make the word **fast**:

1. fast  
5. fast  
6. fast  
You ate your meal fast.

## Page 437



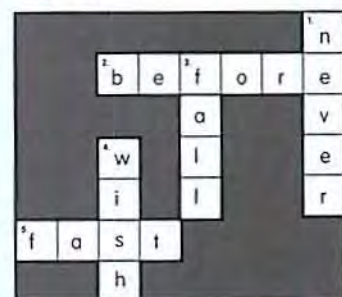
## Page 439



## Page 441

1. I have never been to New York.
  2. I told my mom I would never do it again.
  3. I never wake up on time.
  4. The snow is something I have never seen.
  5. I would never tell a lie.
- growing old

## Page 442



## Page 443

My birthday wish was to go to the lake. I had never been there before. My wish came true. Before we left, my brother said, "Be careful not to fall in the lake!"

We got to the lake, and before anyone could stop me, I ran to the water very fast. I was running so fast, I fell into the water.

"I knew you would fall in!" said my brother.

I wish I had never gone to the lake!

```
# wish
```

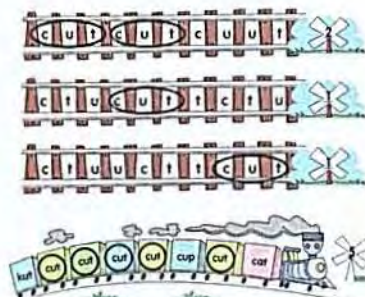
- never

& before

@ fall

! fast

## Page 445



## Page 447



## Page 449

r	1:c	u	1:y	h	1:h
f	2:k	r	2:e	r	2:e
s	3:l	t	3:s	u	3:f
u	4:a	h	4:5	e	4:a
s	5:r	u	5:l	r	5:a
u	6:e	t	6:t	g	6:t
n	7:n	r	7:c	g	7:h
t	8:o	r	8:r	s	8:e
u	9:u	n	9:w	s	9:s
r	10:m	u	10:a	i	10:r
f	11:m	r	11:s	r	11:r
t	12:y	d	12:n	g	12:t

Why did the cookie go to the doctor?  
He felt crummy!



## Page 451

farm  
farther  
afar  
farmer

## Page 453


Dear Emily,  
I can't go to the beach today because it's raining. Rainy days are nice because I can stay inside and write letters. I am excited because I can use my new pen. My dad gave it to me because I did well on my spelling test. I hope to become the best speller in my class! I study every night because I want to be in the spelling bee!

Sincerely,  
Anna

Inside box: 5

Dear Anna,  
I like getting your letters because they are always fun to read. I like rainy days too, but not because I can write letters. I like rainy days because I can read by the fire. Sometimes on rainy days I read old letters from my pen pals. I never throw away a letter because I might want to read it again. I keep all my letters in a box right beside my bed.  
Sincerely,  
Emily  
Inside box: 4

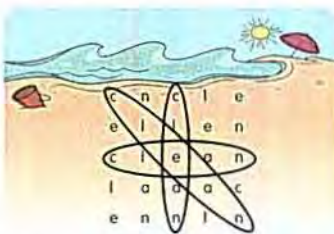
## Page 454



## Page 455

Box 4 is checked.

## Page 457



1. yes
2. no
3. no
4. no
5. yes
6. yes

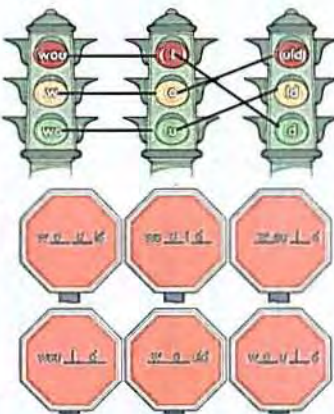
## Page 459

These letters can be unscrambled to make the word **much**:

3. much  
4. much  
5. much  
7. much

How much do you want?

## Page 461




## Page 463



## Page 465

1. Please carry your plate to the sink.
2. My bag is too heavy to carry.
3. I like to carry my brother on my back.
4. There are too many books to carry.
5. I can't carry this to the car!

## Page 466



## Page 467

I have a very kind neighbor. She always helps us carry the groceries in from the car. My family likes her very much.

One day, she asked if I would help her. She needed to clean out her garage. There was too much stuff for her to carry. I told her I would help her.

When we were done, her garage was so clean! It felt good to do something kind for her.

# kind

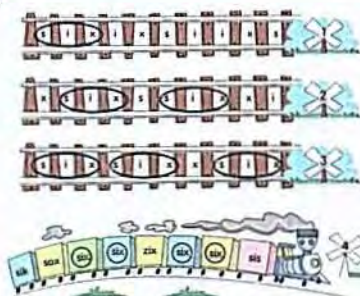
- would

& clean

@ much

! carry

## Page 469



## Page 471



## Page 473

d	1: f	d	1: c	o	1: V
o	2: i	o	2: o	d	2: e
n	3: r	n	3: d	n	3: r
e	4: e	n	4: e	e	4: y
d	5: a	d	5: g	d	5: c
o	6: o	o	6: A	e	6: r
e	7: h	e	7: t	n	7: a
n	8: i	n	8: h	e	8: c
e	9: t	d	9: k	n	9: l
d	10: r	o	10: e	o	10: a
o	11: u	n	11: r	d	11: r
n	12: n	e	12: s	e	12: b

What do firemen put in their soup?  
Fire crackers!

## Page 475

longing  
longer  
lifelong  
along  
belong  
longest

## Page 477

Dear Noah,  
Whenever I go on a trip, I always bring a pen and paper along. It's always fun to send you a letter about my trip. My family always camps at the same place every year. This year, the place we always go to is full. So we drove around until we found a new place to camp. I like the new place even better!


Sincerely,  
Gabe

Inside box: 4

Dear Gabe,  
I always like reading your letters. You always have a fun story to tell. My family always camps at the same place too. Whenever we camp, we always go on a hike. I wanted to go on the hike alone, but my parents wouldn't allow it. They said you should always hike with a buddy. Sincerely,  
Noah  
Inside box: 5



Page 478



Page 479

Box 3 is checked.

Page 481



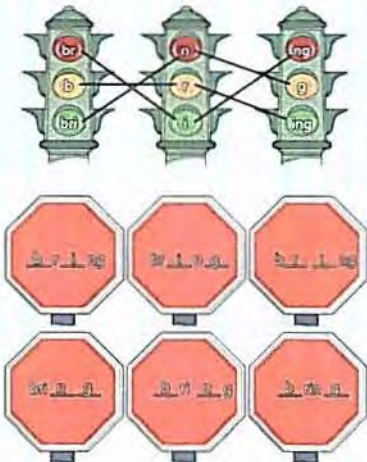
1. no
2. no
3. no
4. yes
5. yes
6. yes

Page 483

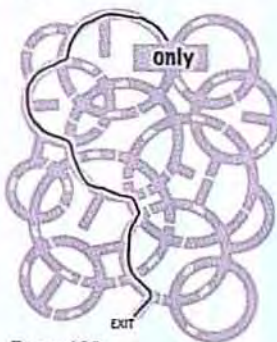
These letters can be unscrambled to make the word **which**:

1. which
  2. which
  5. which
  6. which
- Which one do you want?

Page 485




Page 487



Page 489

1. This shirt is too **small**.
  2. A **small** bug was on the ground.
  3. I would like to order a **small** drink.
  4. I'm too **small** to go on that ride.
  5. These shoes are too **small**.
- falling star

Page 490



Page 491

What **shall** we do when Grandpa comes to visit? He will **only** be here for a few days. I told him to **bring** his favorite game. I wonder **which** game he will bring.

**Which** room will Grandpa sleep in? My room is very **small**, and I **only** have one pillow. Grandpa says that my room is not too **small** for him. He will **bring** his own pillow. So, we **shall** be roommates!

- # shall
- \* bring
- & which
- @ only
- ! small

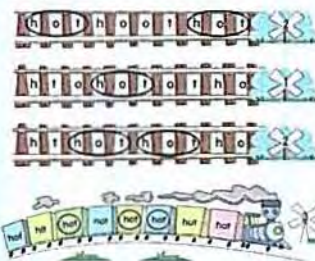
Page 492

1. before
2. cut
3. fall
4. far
5. fast
6. never
7. only
8. shall
9. sing
10. six
11. small
12. ten
13. which
14. wish
15. would

Page 493

1. When Grandma comes to visit **us**, she likes to **bring** gifts. She has **done** this for a **long** time, and we like it very **much**.
2. My sister **always** does **kind** things. When I **hurt** my foot, she helped **carry** me home. I will **try** to be kind to her, too.
3. I needed to **clean** my room **because** I made a mess. My room looked so much **better**, so I wanted to **show** it to my family. I was very proud of **myself**.

Page 495



Page 497



Page 499

t	1: f	t	1: g	t	1: W
h	2: o	h	2: r	h	2: i
e	3: r	e	3: l	e	3: t
t	4: t	t	4: b	t	4: h
e	5: h	e	5: n	e	5: t
h	6: o	h	6: t	h	6: e
t	7: m	t	7: k	t	7: r
h	8: a	h	8: o	h	8: s
t	9: t	t	9: a	t	9: l
h	10: o	h	10: d	h	10: a
t	11: a	t	11: p	t	11: r
h	12: n	h	12: a	h	12: b
i	13: d	i	13: s	i	13: r
e	14: g	e	14: t	e	14: a
r	15: o	r	15: e	r	15: d

How do you repair a broken tomato?  
With tomato paste!

Page 501

slight  
lightning  
flight  
stoplight  
lighthouse  
sunlight

Page 503

Dear Bonnie,  
I wonder **if** we can see each other this summer. Do you know **if** you are taking a summer vacation? It would be fun to see you **if** you are in my area. I will ask my parents **if** you can stay with us. **If** you want, we can sleep in a tent in my backyard.  
Sincerely,  
Betty  
Inside box: 5

Dear Betty,  
I will ask my parents **if** I can come to visit you. I'm sure that **if** we are in your area, it will be okay. It would be fun to sleep in a tent **if** it's not too cold. I've always wanted to do that! **If** we talk to our parents about it, I bet they will say yes!  
Sincerely,  
Bonnie  
Inside box: 4


Page 504



Page 505

Box 1 is checked.

Page 507



1. yes
2. no
3. no
4. yes
5. no
6. yes



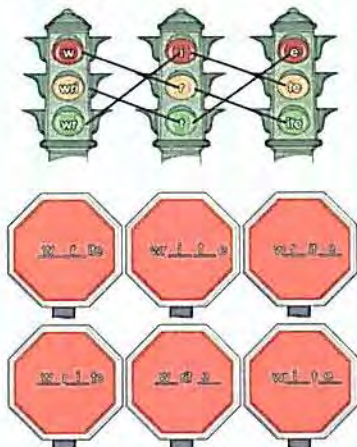
# Page 509

These letters can be unscrambled to make the word **seven**:

3. seven
4. seven
5. seven
8. seven

There are seven slices of pie.

# Page 511



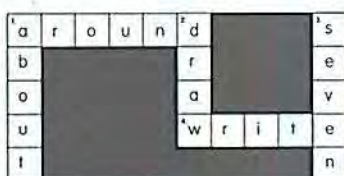
# Page 513



# Page 515

1. Tell me all **about** yourself.
  2. I don't know what that movie is **about**.
  3. Talk **about** your summer plans.
  4. I need to write a report **about** robots.
  5. We learned **about** animals at the zoo.
- square dance

# Page 516



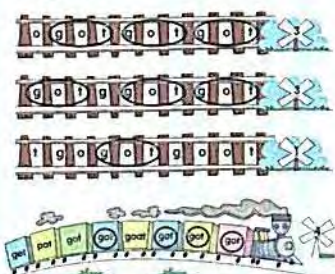
# Page 517

When I was **seven** years old, we moved to a new town. I was sad **about** moving. My friends gathered **around** to say goodbye. We said we would **write** letters.

Our new house was so big, it had **seven** bedrooms. We had a big yard where our dog could run **around**. I didn't forget to **write** my friends and tell them **about** our new house. They wrote back and asked me to **draw** a picture of my new house. It was fun to **draw** pictures and **write** my friends letters.

- # about
- \* around
- & write
- @ seven
- ! draw


# Page 519



# Page 521



# Page 523



What's in the middle of a jellyfish?  
**A jelly button!**

# Page 525

grown  
growth  
outgrow  
growing

# Page 527

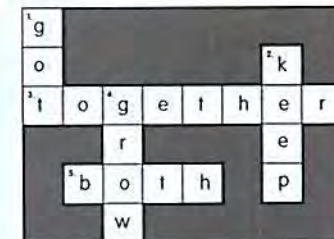
Dear Jake,  
I can't wait to get **together** this weekend. I've planned lots of fun things for us to do **together**. We can play in the backyard **together**. I like to gather up all the leaves and make a big pile. **together** we can make the biggest pile ever! See you soon!

Sincerely,  
Steve  
Inside box: 4

Dear Steve,  
We always have fun when we're **together**. My dad and I will ride **together** on the train to get to your house. We will play games **together** to pass the time. I'll bring my basketball with me. Maybe we can get **together** a group to play basketball. I'm excited to spend time **together**.

Sincerely,  
Jake  
Inside box: 5


# Page 528



# Page 529

Box 1 is checked.

# Page 531



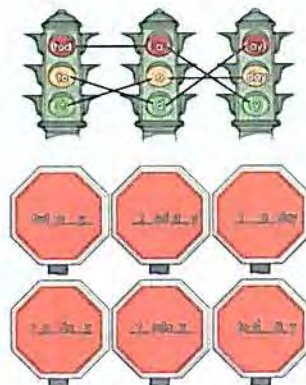
1. yes
2. yes
3. yes
4. no
5. no
6. no

# Page 533

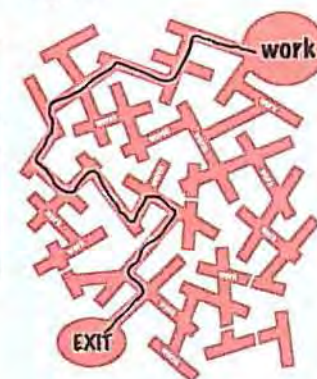
These letters can be unscrambled to make the word **eight**:

4. eight
  5. eight
  6. eight
  7. eight
- I drank eight glasses of milk.

# Page 535



# Page 537



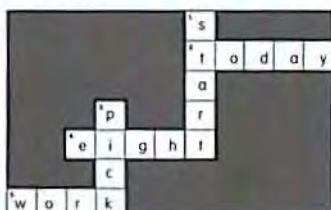


### Page 539

1. Don't start the game without me.
2. When does the movie start?
3. Wash your hands before you start.
4. Start the timer now, please.
5. You can start first, and I'll go next.

highchair

### Page 540



### Page 541

We're going to the library today. I need to get an early start. My friend will pick me up at eight o'clock. We need to work on a project for school.

I will pick out about eight books for us to read. It's going to be a lot of work. We won't finish the whole project today, but we will get a good start!

# start

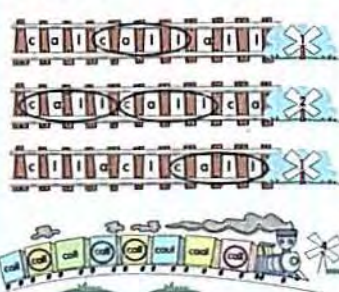
\* work

& today

@ eight

! pick

### Page 543



### Page 545



### Page 547

These letters can be unscrambled to make the word full:

4. full

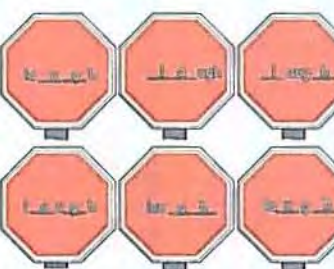
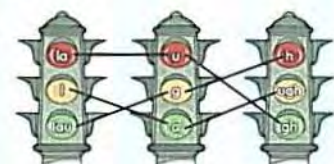
5. full

7. full

8. full

The bowl is very full.


### Page 549



### Page 551



### Page 552



### Page 553

Once upon a time, there was a very funny boy. He liked to do tricks and make people laugh. People liked to call him "the Joker." His magic bag was full of all his tricks. He never let anyone else hold his magic bag.

He had so many tricks that his bag got too full. It was too heavy for the boy to hold. He put his bag upon a horse. He decided to call his horse "Trick Trot." Trick Trot and the Joker were good at making people laugh.

# upon

\* hold

& call

@ laugh

! full

### Page 554

1. around
2. call
3. eight
4. full
5. grow
6. hold
7. hot
8. laugh
9. seven
10. start
11. together
12. upon
13. work

### Page 555

1. If my parents are both thirsty, lemonade is their favorite thing to drink.
2. I need to keep my bedroom light on so I can write my report about tigers.
3. In art class today, I got to pick my favorite color and draw a picture.