

NEW

SUPREME *Affiliate* **MARKETING**



Copyright and Disclaimer

No part of this publication may be reproduced or transmitted in any form or by any means, mechanical or electronic, including photocopying and recording, or by any information storage and retrieval system, without permission in writing from the author.

Disclaimer: The author makes no representations of warranties with respect to the accuracy or completeness of the contents of this work and specifically disclaims all warranties, including without limitation warranties for a particular purpose. No warranty may be created or extended by sales or promotional materials.

The advice and strategies contained herein may not be suitable for every situation. This work is offered with the understanding that the author is not engaged in rendering legal, accounting, or other professional services.

If professional assistance is required, the services of a competent professional person should be sought.

The author shall not be liable for damage arising here from. Income examples and testimonials given in this work are given for example purposes only and may not necessarily reflect future results for the reader or any other party.

The fact that an organization or website is referred to in this work as a citation and/or a potential source of further information does not mean that the author endorses the information the organization or website may provide or recommendations it may make.

Contents

COPYRIGHT AND DISCLAIMER.....	2
4	
Module 1: Why & What Is Affiliate Marketing?.....	5
ADVANTAGES:.....	5
Module 2: HOW TO FIND BEST CONVERTING AFFILIATE OFFERS (SECRET VAULT NO. 1)	7
Module 3: HOW TO FIND BEST CONVERTING AFFILIATE OFFERS (SECRET VAULT NO. 2)	12
Module 4: HOW TO FIND BEST CONVERTING AFFILIATE OFFERS (SECRET VAULT NO. 3)	16
Module 5: Introduction To The Money Minting Machine.....	20
Module 6: The List Building Legacy.....	26
Module 7: Jealousy Guarded Trick To Make Irresistible Affiliate Commissions Every Time.....	30
Module 8: The Perfect Promotion Method.....	34
Module 9: How To Smash Extra Cash With Every Affiliate Promotion.....	38
Module 10: Introduction To Secret Traffic Source #1.....	43
Module 11: Introduction To Secret Traffic Source #2.....	49
Module 12: Introduction To Secret Traffic Source #2 How To Start Making Affiliate Commission For Free (Ninja Stuff).....	52
Module 13: This Is Where Even Pro Marketers Go Wrong.....	55
Module 14: Resources.....	58
Conclusion.....	60



CHAPTER 1

WHY & WHAT IS AFFILIATE MARKETING?

MODULE 1: WHY & WHAT IS AFFILIATE MARKETING?

Affiliate Marketing is where you (the affiliate) generate sales for some other product vendor(s) and in exchange they pay you a commission for each sale that you make.

Some affiliate programs are “continuity” programs in that they require that the customer pay a monthly fee for membership or for use of that product.

Advantages:

- Super easy to promote third party products and keep commissions (50%-100%)
- Just need to drive traffic
- No headache of product creation
- No technical knowledge required
- Can lead to “high ticket commissions”



CHAPTER 2

**HOW TO FIND BEST CONVERTING AFFILIATE
OFFERS (SECRET VAULT NO. 1)**

MODULE 2: HOW TO FIND BEST CONVERTING AFFILIATE OFFERS (SECRET VAULT NO. 1)

Introducing you to my personal vault of finding high converting affiliate offers which has helped me to generate passive paydays like these:

Today	Yesterday
<u>\$78.61</u>	<u>\$326.12</u>

Today	Yesterday
<u>\$186.74</u>	<u>\$312.53</u>

Today	Yesterday
<u>\$170.57</u>	<u>\$242.94</u>

Today	Yesterday
<u>\$233.19</u>	<u>\$261.75</u>

Welcome to


Warrior+Plus


Follow these exact steps to start encashing from high converting offers:


Step #1: Visit www.warriorplus.com & create an account for free.

Warrior+Plus

CREATE AN ACCOUNT

 Username

 Password

 Email Address

☒ Notify me of special offers and updates

Create Account

PRIVACY: Your personal info will never be shared.

Already registered? [Sign In](#)

Make sure to have a working [PayPal](#) account to receive payments.

Step #2: In order to find high converting offers inside W+, click on “Affiliates” and search by either “Pulse score” or “Conv. Rate”

Warrior+Plus 59 pallabghosal

[Marketplace](#) [Vendors](#) [Affiliates](#) [Deal of the Day](#) [Support](#) [f](#) [yt](#) [rss](#)

[Affiliates](#) | [offers](#) [get links](#) [stats](#) [transactions](#) [contests](#) [launch calendar](#)

Affiliate Offers

Show: All Offers

Sort by

- Pulse Score
- Launch Date
- Sales
- Visitor Value
- Avg. Sale
- Conv. Rate
- Comm. Rate
- Vendor

All Offers Results: 1-100 of 14,892 << >>

Product / Vendor	Launch Date	Sales	or	Avg. Sale	Comm. Rate	Refund Rate	♥?
------------------	-------------	-------	----	-----------	------------	-------------	----

Step #3: Always choose offers that have a “Pulse score” above 30 and minimum 10% conversions.

Step #4: Another smart way of finding high converting offers is by visiting “Marketplace” and clicking on “top sellers”.

Warrior+Plus 59 pallabghosal

[Marketplace](#) [Vendors](#) [Affiliates](#) [Deal of the Day](#) [Support](#) [f](#) [yt](#) [rss](#)

[Marketplace](#) | [top sellers](#) [alerts](#) [watchlist](#) [my products](#) [recent products feed](#) [my alerts feed](#)

Top Sellers

View All Products

#	Product / Vendor
1	Viral Money Magnet System MatthewNeer
2	Supersonic List Machine SimpleSpencer
3	The 2K Formula HuwHughes
4	vCloneMaster Cliff Carrigan
5	Commission Smasher! nickmarksinc

Step #5: Request for product approval. You will be notified via email once your request is approved.

The screenshot shows the Warrior+Plus Affiliates interface. At the top, the Warrior+Plus logo is on the left, and a user profile 'pallabghosal' with 59 notifications is on the right. Below the logo is a navigation bar with links: Marketplace, Vendors, Affiliates (active), Deal of the Day, and Support. Underneath is a sub-navigation bar for Affiliates with links: offers, get links, stats, transactions, contests, and launch calendar.

A yellow banner at the top of the product page states: "You must be approved by mrmcd to promote this offer." with a "Request Approval" button. A red arrow points from the text "Request for product approval" in the step description to this button.

The product details section includes:

- Overview** and **Products (2)** tabs.
- A description: "How to create a stunning mobile friendly 100% responsive video page from your WP admin without changing your theme or messing up your site... All the videos pages you will ever need in just seconds!"
- A thumbnail image of a book titled "How to create a stunning mobile friendly 100% responsive video page from your WP admin without changing your theme or messing up your site... All the videos pages you will ever need in just seconds!"
- Contents:** software (download)
- Categories:** Software » Wordpress
- Keywords:** Plugin, Video, Wordpress
- Affiliate Information:** View JV Page

The vendor information section on the right shows:

- Vendor:** Matthew McDonald (mrmcd)
- A profile picture of Matthew McDonald.
- Price Range: \$0 to \$46.99
- Commission Range: \$7.99 to \$31.49

Step #6: Now start driving traffic (following the later modules of this guide) to these offers and enjoy money been deposited in your PayPal 😊



CHAPTER 3

**HOW TO FIND BEST CONVERTING AFFILIATE
OFFERS (SECRET VAULT NO. 2)**

MODULE 3: HOW TO FIND BEST CONVERTING AFFILIATE OFFERS (SECRET VAULT NO. 2)

Let me introduce you to my second affiliate marketing platform to find high converting affiliate offers for free which has helped me to bank daily cash like these:

TODAY'S AFFILIATE SNAPSHOT

SEE DETAILED STATS

CLICKS:

107

VISITORS:

41

SALES:

12

GROSS REVENUE:

\$181.93

YOUR EARNINGS:

\$113.85

YESTERDAY'S AFFILIATE SNAPSHOT

CLICKS:

165

VISITORS:

81

SALES:

8

GROSS REVENUE:

\$187.95

YOUR EARNINGS:

\$99.58

TODAY'S AFFILIATE SNAPSHOT

SEE DETAILED STATS

CLICKS:

107

VISITORS:

41

SALES:

12

GROSS REVENUE:

\$181.93

YOUR EARNINGS:

\$113.85

YESTERDAY'S AFFILIATE SNAPSHOT

CLICKS:

165

VISITORS:

81

SALES:

8

GROSS REVENUE:

\$187.95

YOUR EARNINGS:

\$99.58



Welcome to

Make sure to follow these exact steps to start encashing from high converting offers inside [JVZoo](http://JVZoo.com):

Step #1: Visit www.jvzoo.com and register for a free account if you do not have one already.

Register for an Account

Full Name

Email Address

Password

Confirm Password

Country: UNITED STATES
* You declare you are a citizen of the country selected above.

Phone Verification: Input country code and phone number without any spaces or hyphens. Example: 18435551234

In order to be a participating member of JVZoo.com you must agree to the terms and policies of both JVZoo.com and PayPal

☐ I accept and agree to JVZoo.com's [Terms of Use](#), [Affiliate Agreement](#), [Vendor Agreement](#), [Refund Policy](#) and [Privacy Policy](#). I also understand the [Earnings Disclaimer](#)

☐ I accept and agree to comply with [PayPal Terms of Use](#).

Notice: You are going to be called as soon as you submit this form in order to verify your phone. You will NOT be able to use our account until your phone is verified.

REGISTER

Step #2: Click on “Marketplace” -> “Top Sellers” to get access to high converting offers:

JVZoo.com

JVZOO TOP PICK
Why They Are Better....
and how you can change it FAST...

Home Affiliates Sellers **MarketPlace** My Account Tools Hosting Need Help?

Find Digital Products to Promote
Home -> Affiliates -> Find Digital Products to Promote

HOW TO VIDEO - FIND THINGS TO PROMOTE!

Category: Select One... All Products Keyword: Search RESET

Subcategory: Must select a Category at Display: Show 25 rows

Recent Best Sellers: [Today](#), [Past 7 Days](#), [Past 30 Days](#) Quick Links: [Clear Filters](#), [Order by Launch Date](#)

Showing 1 - 25 of 47872 1 2 3 Next Last

Step #3: Request for affiliate approval after selecting the offer. In case you do not have minimum 25 sales always mention how you are going to promote the offer (list, solo ads etc).

BBC Systems Inc (US) | https://www.jvzoo.com/affiliates/info/171687

SPEED BLOGGING - Affiliate Information

Home → Affiliates → SPEED BLOGGING - Affiliate Information

Product: SPEED BLOGGING

[SEE THE SALESPAGE](#)

TRIAL PRICE:
\$1.00

COMMISSION:
50%

SALE PRICE:
\$29.95
recurring

COMMISSION:
50% on 1st Payment, 50%
on remaining Payments

Sales Funnel: The product is
part of a sales funnel which
includes up to 2 other
products.

Vendor: CHRIS RECORD [VIEW PROFILE](#)

Request Permission

Fill out the form below to request permission to promote this product.

(255 characters max.) 255 remaining

[REQUEST AFFILIATE APPROVAL](#)

AFFILIATE JVZIPN INTEGRATION

ADD BONUS

Step #4: Now start driving traffic (following the later modules of this guide) to these offers and enjoy money been deposited in your PayPal 😊



CHAPTER 4

**HOW TO FIND BEST CONVERTING AFFILIATE
OFFERS (SECRET VAULT NO. 3)**

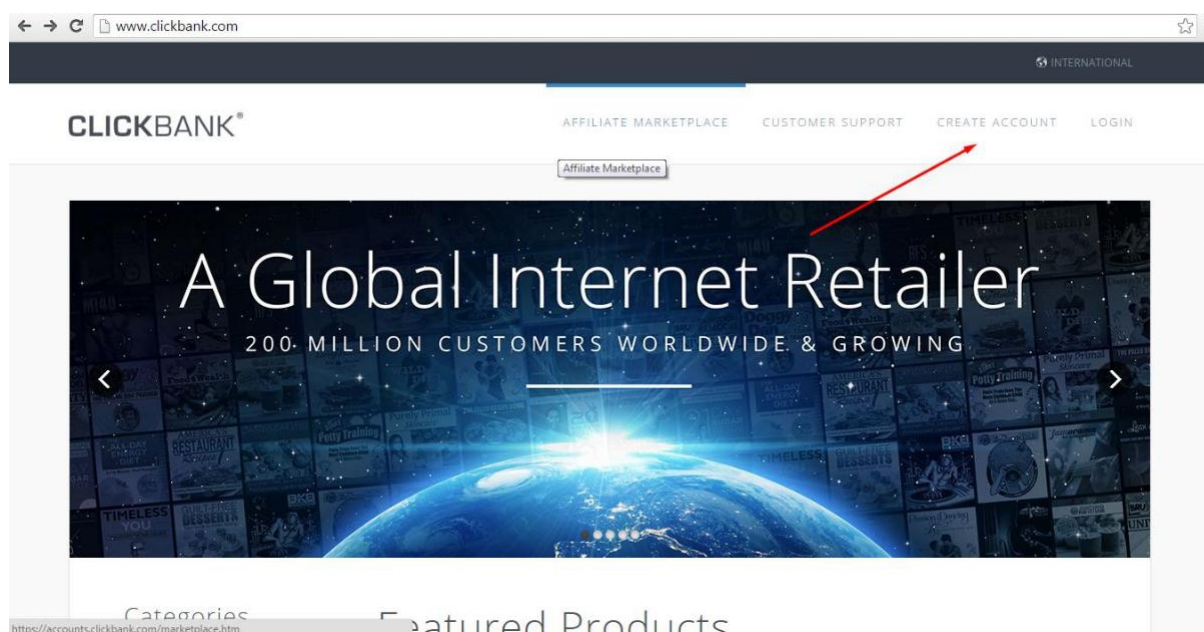
MODULE 4: HOW TO FIND BEST CONVERTING AFFILIATE OFFERS (SECRET VAULT NO. 3)

Let me introduce you to another reliable affiliate marketing platform which I often use to generate commissions.

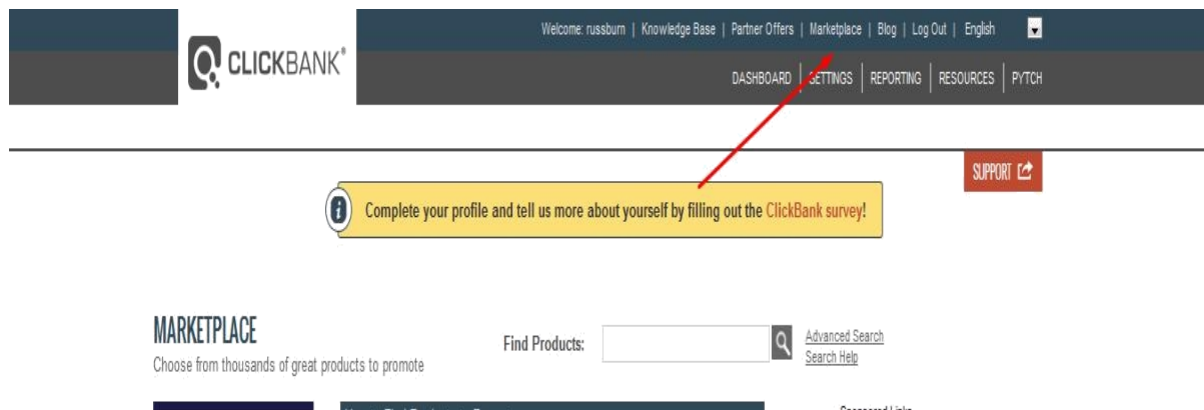


Follow these exact steps to get started with [ClickBank.com](https://www.clickbank.com) immediately:

Step #1: Visit www.clickbank.com and create an account:



Step #2: Click on marketplace to choose from diverse categories of offers:



Some of the popular niches are:

- Business/ Investing
- Computers/ Internet
- Education
- Games
- Health & Fitness
- Software & Services

Step #3: Always choose offers with gravity score between 20-80 meaning they are the popular offers which has market competition (meaning marketers are making money promoting them).

Step #4: Click on “Promote”:

Business / Investing


Sort results by:
Popularity

Low to High
High to Low

Autobinarysignals: The #1 Binary Options Trading Solution
The Number 1 Product In CB's Business Chart Since August 1st 2013. Revolutionary Epc's - 75% Commission. Visit Jv Page:
[Http://www.autobinarysignals.com/jv/](http://www.autobinarysignals.com/jv/) For Registration & More Details.

Avg \$/sale
\$68.03


PROMOTE


Add To Favorites

[Vendor Spotlight](#)

Stats: Initial \$/sale: **\$51.14** | Avg %/sale: **74.0%** | Avg Rebill Total: **\$96.40** |
Avg %/rebill: **74.0%** | Grav: **89.54**
Cat: **Business / Investing : General**

My Stats: No data found for this vendor in the selected time period.



Step #5: Click bank will automatically generate the hop link for you:

Affiliate Program: HopLink for 'FXAUTOPIS' - Mozilla Firefox

<https://russburn.accounts.clickbank.com/info/jmap.htm?affiliate=russburn&promocode=&source=&submit=Create&vendor=FXAUTOPIS&results=>

Affiliate Program: HopLink for 'FXAUTOPIS' Close

ClickBank pays you 75.0% when you sell FXAUTOPIS's product. To refer a customer send them to this domain name:

<http://eee51h-pu0yezs74b85hxoc3l.hop.clickbank.net/>


Copy the following HopLink HTML code and add it to your web page:


`Click Here!`

WARNING: Due to the possibility of transcription errors, we recommend copying the HopLink from this page instead of typing it manually. To copy the HopLink, click on the text of the HopLink and either right click and select copy or hit Ctrl-C.

This HopLink has been encrypted by HopLink Shield. It represents an encrypted version of the traditional HopLink format of <http://affiliate.vendor.hop.clickbank.net>.

English



 What is this?

Small **SAVE**

CLOSE WINDOW

Close

Step #6: Now start driving traffic (following the later modules of this guide) to these offers and enjoy money been deposited in your bank account 😊



CHAPTER 5

**INTRODUCTION TO THE MONEY
MINTING MACHINE**

MODULE 5: INTRODUCTION TO THE MONEY MINTING MACHINE

List is the most important asset of an affiliate marketer. As an affiliate marketer one can make **\$1-\$5 per lead per month** depending upon how you build relationship with your list and what sort of value you provide to them.

And **Autoresponder** is the most important asset of an affiliate marketer which is going to serve you forever. Once you start building a list; Autoresponder is used to stock your list, send follow ups & broadcasts, build relationships with your subscribers and make more money for you clockwise.

[Closing Today]™ Simple CPA software Nets \$3,000+ in 24 hours? View Stats Copy to Drafts Sent to 4,743 subscribers at 02/02/16 06:31 PM Includes 14 additional lists .	209 opened	39 clicked	6 bounced	0 complaints
Facebook + CPA Software = \$3,000+ in 24 hours? View Stats Copy to Drafts Sent to 4,754 subscribers at 02/01/16 10:30 PM Includes 14 additional lists .	272 opened	69 clicked	6 bounced	0 complaints
[Early Bird LIVE + Mega Bonuses Inside] ➤ \$5k a month from stupid s... View Stats Copy to Drafts Sent to 4,763 subscribers at 02/01/16 11:15 AM Includes 14 additional lists .	186 opened	19 clicked	16 bounced	0 complaints
[Ecomify] unique software makes you \$5k a month from stupid simpl... View Stats Copy to Drafts Sent to 4,770 subscribers at 02/01/16 09:26 AM Includes 14 additional lists .	206 opened	36 clicked	11 bounced	0 complaints
[Video Training] How to make \$5k a month from stupid simple eCom ... View Stats Copy to Drafts Sent to 4,770 subscribers at 01/31/16 06:56 PM Includes 14 additional lists .	208 opened	45 clicked	7 bounced	0 complaints

Here are some of the underlying advantages of an Autoresponder:

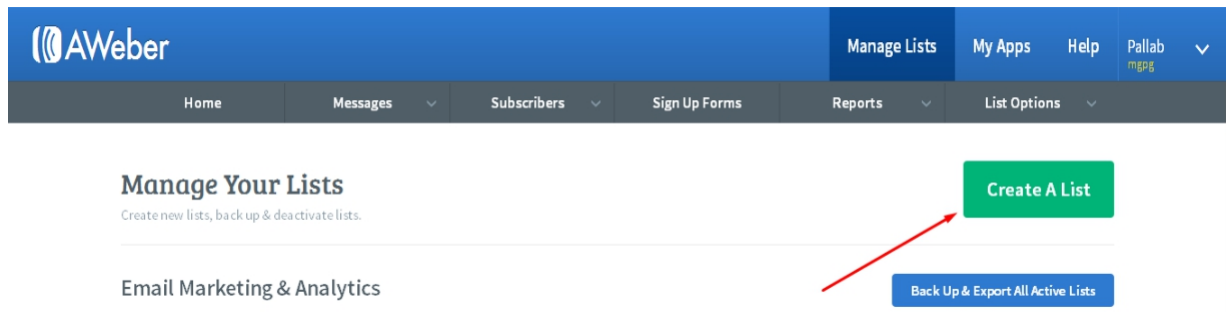
- ✓ Power of automating your business
- ✓ Being in touch with your prospects
- ✓ Follow up and Broadcast at will
- ✓ Build highest amount of trust factor
- ✓ Without this one will be leaving money on the table
- ✓ Track your business and list
- ✓ Can monetize the list as your will

Here are two of my favorite Autoresponders:



Creating list inside Aweber:

Click on “Manage Lists” -> “Create List”



Put your Name address:

Your Company Name

Pallab Ghosal

Your Company Website

Which address would you like to include at the bottom of your emails? [Explain This.](#)

Use an existing address

☒ 12759 NE Whitaker Way, # F266
Portland, OR 97230
USA

☐ 12759 NE Whitaker Way, # F266
Portland, OR 97230
USA

☐ 12759 NE Whitaker Way, # F266
Portland, OR 97230
USA

☐ Use a different address

And finally give list name and description:

What would you like to name your list?

List Name

(Example) Weekly low fat recipes

Briefly describe the emails your subscribers are going to receive.

List Description 0/400

(Example) Healthy low fat recipes for every budget sent weekly!

Your subscribers will see this description. Where?

Go Back

Next Step

Also make sure to keep confirmed opt in as off:

List Options



Basic Settings

Name & describe your list, set up notifications.



Personalize Your List

Tell us about your company, set social media, etc.



Confirmed Opt-In

Personalize your confirmed opt-in message.

Require Opt-In

We strongly recommend leaving confirmed opt-in ON.

Confirmed Opt-In is a process used to ensure that only people who want to receive your emails are subscribed to your list. It works by sending new subscribers an initial message asking them to confirm that they want to receive your email. Subscribers confirm by clicking on a link in the email. If you prefer, you can disable Confirmed Opt-In for people who sign up using a [web form](#) that you create and place on your site. However, we strongly encourage you to use Confirmed Opt-In for your web forms. [Why You Should Use Confirmed Opt-In](#)

Send a confirmed opt-in email for Web Forms:



Send a confirmed opt-in email for Imports:



Creating list inside GetResponse:

Click on the drop down menu and click on “create campaign”

The screenshot shows the GetResponse dashboard. At the top, there's a navigation bar with links: Dashboard, Contacts, Messages, Statistics, Surveys, Forms, Landing Pages, Upgrade, and My account. Below the navigation bar, a message says "Well done! Your message has been sent according to your settings". Below this message are four icons with links: "Create another newsletter", "View my message online", "Go to 'My Newsletters'", and "See it live on Global View". On the right side, there's a dropdown menu for "Your current campaign:" with a search bar and a list of campaigns. The dropdown menu is open, showing a list of campaigns including "ipas2pallablead...", "buyerslistinstantcas...", "cpandosecrets bu...", "cpa jackpot", "cpa lead machine ...", "fb enigma buyers list", "instantcashmachine...", "instant fb cash list", "ipas2pallabbuyerslist", "pallabghosal", "rpmbuyerlist", "rpmearlybird", "rpmjv", and "rpmupsell". At the bottom of the dropdown menu, there are four options: "Create campaign", "Campaigns List", "Automation", and "Predefined Fields". A red arrow points to the "Create campaign" option.

Give a campaign name:

GetResponse

Dashboard Contacts Messages Statistics Surveys Forms Landing Pages

Upgrade My account

Create campaign

Campaign name: [Copy campaign settings](#)

[Create campaign](#)

LIVE CHAT 24/7

Make sure to uncheck Email/ API/Web subscription in order to avoid unnecessary double opt in:

GetResponse

Dashboard Contacts Messages Statistics Surveys Forms Landing Pages

Upgrade My account

Your current campaign: quickaffiliat...

General

Profile

Permission

Enable confirmed opt-in:

☐ Email subscriptions

☐ Web subscriptions

☐ API subscriptions

If check box is selected, a confirmation email will be sent to each new subscriber who signs up to your list using selected subscription method.

Confirmation message:

Message type: ☒ HTML ☐ Plain text

From field: Pallab Ghosal <admin@pallabghosal.com> [Change Reply-To](#)

Message subject: Please confirm your subscription to "[[campaign]]" [Custom Subject](#)

[Customize confirmation message](#)

Confirmation page: ☒ Hosted by GetResponse [Preview](#)

☐ Custom URL

Confirmation page is the page your subscriber sees after he confirms his email address by clicking on the link in the message.

LIVE CHAT 24/7



CHAPTER 6

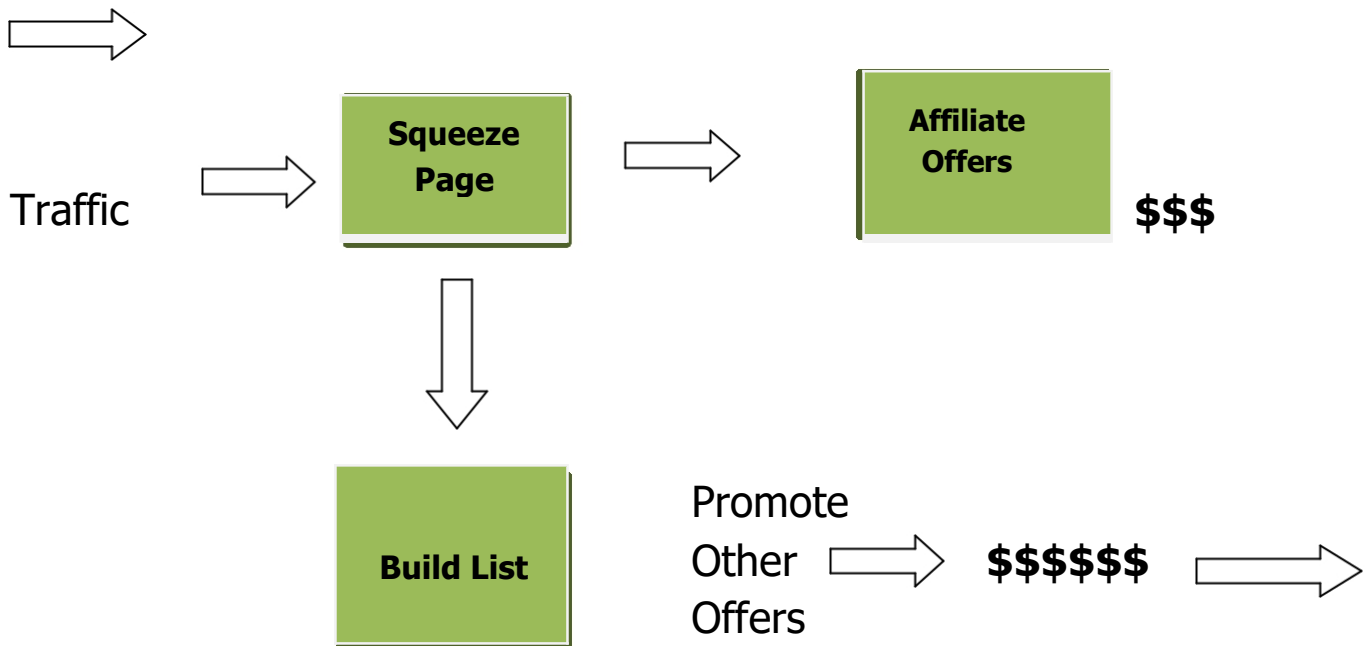
THE LIST BUILDING LEGACY

Module 6: The List Building Legacy

Here is how newbie marketers do affiliate marketing:



Here is how Pro marketers do affiliate marketing:



Here is some of the squeeze/ capture pages I have personally created to build my list while promoting affiliate offers:

www.pallabghosal.com/imaff/

Search

"Video PROOF! Simple Newbie Friendly Method Deposits \$33.75, \$310.26, \$498.36, \$730.85 Per Day Or More Into Your Bank Account On Complete Autopilot!"

→ Enter your e-mail here... [Get Instant Access](#)

www.pallabghosal.com/lp2/

Search

"Discover How A Tech-challenged Online Newbie Accidentally Started Making \$100 - \$150 Per Day, Left His Job And Became A Full Time Father."

Enter your email below to know how YOU can do the same from today!

→ Enter your e-mail here... [Get Instant Access](#)

Please keep the below mentioned things in mind while creating squeeze / capture pages:

- Headline must be short & sweet
- Must be congruent with the sales page/ offer page
- Avoid junk design



CHAPTER 7

**JEALOUSY GUARDED TRICK TO MAKE
IRRESISTIBLE AFFILIATE COMMISSIONS
EVERY TIME**

Module 7: Jealousy Guarded Trick to Make Irresistible Affiliate Commissions Every time

After you have selected which offer to promote, visit the JV page where you will find readymade email swipes.

Email Swipes

Warm Swipes

SUBJECT:

Siphon Profit From 70 Billion Traffic Source
Tap into this 70 BILLION dollar traffic source for FREE?
Get a piece of this 70 billion dollar traffic juggernaut?

Hi,

What if you could tap into the worlds largest FREE traffic source on earth, and put YOUR ADS in front of it?

How much traffic would you want?

SUBJECT:

Make OTHER PEOPLE drives you thousands of vistors for FREE
Leverage OTHER PEOPLE and GO VIRAL
Siphon Unlimited Viral Traffic From OTHER PEOPLE

Hi,

If you're a true entrepreneur, you'll know that leveraging other people's efforts if the key to success and achieving massive wealth.

Ice Cold Swipes

SUBJECTS

Click, Copy, Paste & PROFIT!
Duplicate My Profits & Go VIRAL!
Copy, paste & PROFIT!

Hi,

We have secured access to a new software system that allows your easy copy and paste profits, without a catch!

I know it sounds too good to be true, but I

CONFIDENTIAL: To my closest associates only (keep private)

Hi,

It's is very important that I share this brand new development with you. We have been testing a revolutionary new system.

It has been getting INSANE results for newbies.

It has been getting INSANE results for the pros.

And now. I need vour help to expand mv user base.

Now here is how I structure my promotion to get this cranking every time.

Presell → **Promote Actual Offer** → **Use scarcity**

I usually send presell email **6-24** hours before the actual launch.

Here is an actual presell email I have used:

[Insider's Video Review] ➤ Fiverr Masterclass - Easy \$100/ days with 20 mins. work and no investment 🖨️ 📧



Inbox x



Pallab Ghosal getincomeweekly@gmail.com via aweber.com

12/30/15 ☆



to me ▾

Big News!!!

My friend Art will be releasing his newest course "[5rr Masterclass](#)" and sharing his secrets to making an easy \$80-100 Per Day on Fiverr!

Art has been making money on Fiverr since 2012 and he has released a few courses already – but this one is definitely his best one to date.

==> [You can check my detail video review here](#)

This Works Like Clockwork With ZERO Investment Using Only 20-30 Minutes of Your Time..

And the best part is...this requires

Zero Traffic
Zero List
Zero Technical skills

These methods are super newbie friendly, you won't need any special skills or software for that matter...

If you know how to copy-paste stuff than you're good to go!

==> [Get access to my detailed insider's review here](#)

The coolest thing is he doesn't just show 1 but 5 amazing Gigs that will bring in at least \$100 a day from 20 min of work and is SCALABLE :)

So make sure to open my email at 11 am EST as this course will go live at 11am EST and you need to get in ASAP – **the price will be going up fast.**

To Your Success,

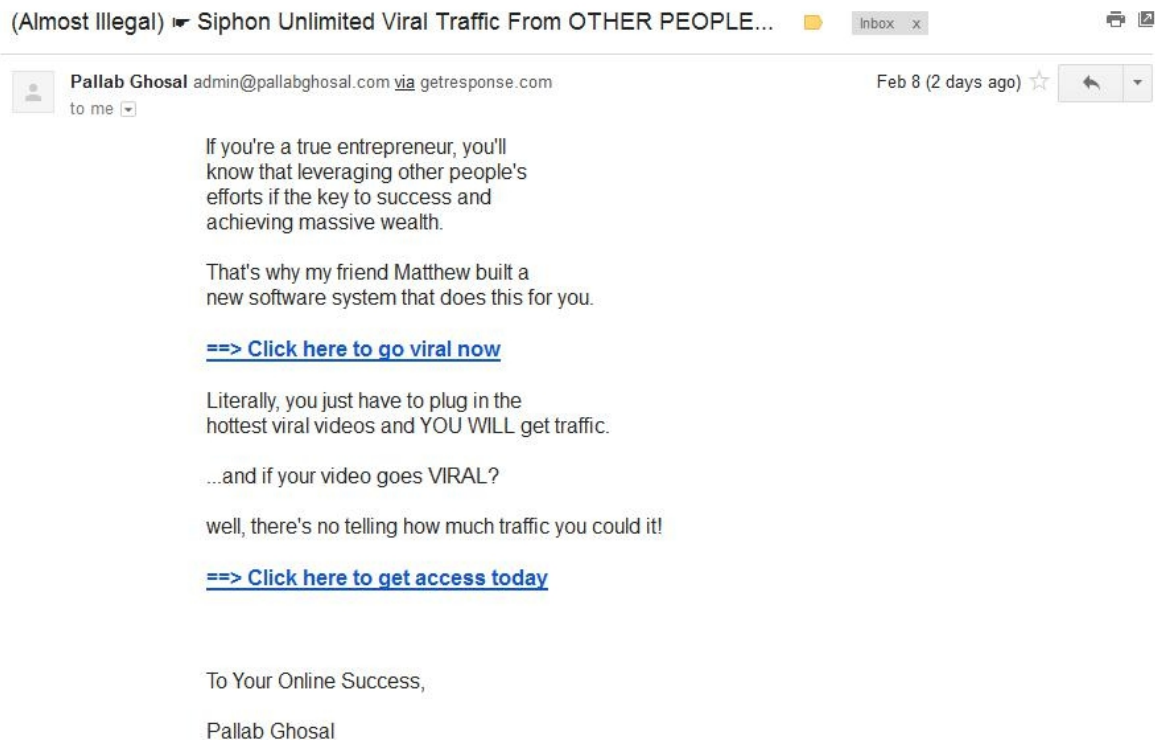
Pallab Ghosal

<https://youtu.be/sLmsaO1GGbU>

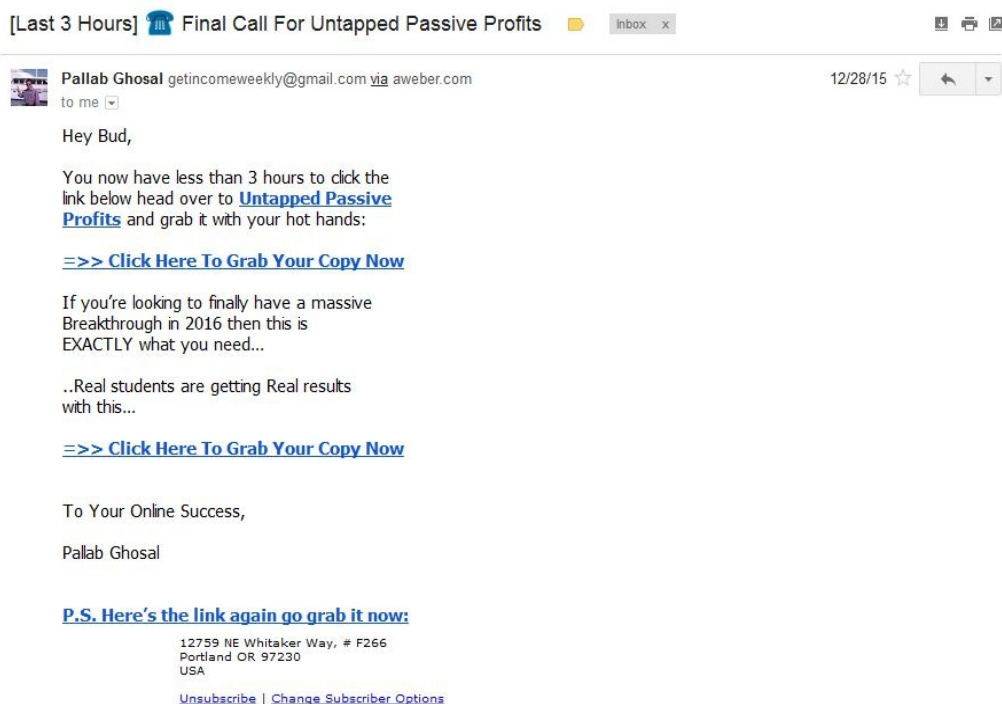
P.S. Don't forget – the course goes live Wednesday, December 30th at 11 am EST.

P.S: You will be stuffed with loads of cool bonuses inside.

Here is a Promote Actual Offer email copy I have used:



Here is an actual scarcity email I have used:





CHAPTER 8

THE PERFECT PROMOTION METHOD

Module 8: The Perfect Promotion Method

In order to bring extra fire power in each of my affiliate promotions, I use the below mentioned ninja tricks:

Product Review: Review is a very effective technique to create trust factor and transparency in your prospect's mind. Always helps to bag some extra sales in every promotion.



Interview: Interviewing the product creator is the most effective way to presell a launch to your target market.



Early Bird: Some launches do have an early bird discounted pricing just before the official launch hour. Subscribers love this.

Bonus Page: Who does not like to have extra bonuses? You can have customized bonus pages provided by the product creator to boost extra sales. Or you can upload your bonuses inside the download area.





**IM Affiliate Funnel Bonus For Subscribers,
Followers & Fans Of Pallab Ghosal**

[CLICK HERE TO CHECK OUT IM AFFILIATE FUNNEL](#)



Discount Coupons: Everyone loves discounts, so do marketers. Additional discount coupons always help to snatch few extra sales.

You need to ask the product creator for discount coupons.

[Early Bird Live + Exclusive Bonuses + Special Discount Coupons] Media Profit Revolution is LIVE...   x



Pallab Ghosal admin@pallabghosal.com via getresponse.com
to me 

Feb 6 (4 days ago) ☆



[Every few years there's a new breakthrough in the way we do Internet Marketing.](#)

And every time it happens, the people who are there at the beginning, taking advantage of the system, are the ones who go on to become **Internet millionaires**.

Just think about it:

10 years ago - it was Google Adwords that transformed online advertising and single-handedly made marketers rich
5 years ago - FB Ads gave birth to a whole new way of doing ads that again changed the life of a lot of people

TODAY - There's something newer, fresher, and BETTER than anything before.

[==> Go here now to see what I'm talking about](#)

This brand new system has a name: **Native Advertising**




CHAPTER 9

**HOW TO SMASH EXTRA CASH WITH EVERY
AFFILIATE PROMOTION**

Module 9: How to Smash Extra Cash with Every Affiliate Promotion

This is how to bag some extra cash during affiliate promotions:

**Ant Carter**
23 hrs · 🌐

Ok. The final Leaderboard for Profit Map Academy looks like this:

1. The Unstoppable-Force (Tony Shepherd)
From start to finish a winner of \$200
2. The Blarney-Stone Charmer (Kevin Fahey)
OTO1 sales king and a winner of \$100
3. The Much-Valued Latecomer (Pallab Ghosal)
Top earner amongst the three, as he bought home \$50 for third place
PLUS
the bonus 48 hour prize of \$200 ... a \$250 winner!

(Can people above please eMail me their Paypal email address and I will get you all paid tomorrow - at the latest)

The full affiliate leaderboard is attached below.

Thanks once again for everyone who sent clicks, and made sales for me - in my very first launch. I am planning my promotions calendar and email marketing efforts into 2016, this week.

You all go directly to the top of my list of people to support in the future - please let me know when you have launches coming up.

I have another few products in the pipeline for end February / early March - and the rest of the year - I hope to work with you all again then too.

Profit Map Academy has increased in price to FE \$19.95 (@ 50%), OTO \$27 (@ 50%) and will remain evergreen this year and beyond. Please add this into your autoresponders - your customers will not get anything like this anywhere else.



Kevin Fahey

39 mins · 🌐



Final Leaderboard For Solo Ad Escape Plus New Launch On December 18th

Another launch over and first off, a big thanks to everyone who supported the relaunch of Solo Ad Escape.

Here's the final leaderboard.

1st Place - [Tony Shepherd](#) - Outstanding performance - Takes home \$340 in prize money. As always thanks for your support.

2nd Place - [Pallab Ghosal](#) - Awesome promo from start to finish. Respect my friend, you did very well. \$150 on the way.

3rd Place - [Venkata Ramana](#) - Always around to support when possible. Thanks for the support. \$50 on the way.

4th Place - [William Fletcher](#) - Converted like crazy! Well done William just outside the prize money.

5th Place - [Brett Ingram](#)

6th Place - [Kenny Kolijn](#)

7th Place - [Amanda Craven](#)

8th Place - [Lisa Devereaux](#)

9th Place - [Jatin](#)

10th Place - [IM Wealth Builders](#)

Also a special shout out to [Shane Farrell](#), [Aidan Corkery](#), [Huw Hughes](#), [Mark Barrett](#), [Lonnie Robinson](#), [Vincent Craine](#), [Barb Ling](#), [Andrea Fulton](#), [Chris Cole](#), [Earl Smith](#), [Barry Rodgers](#), [Andy Brocklehurst](#) and anyone else who made sales.

MAIN LEADERBOARD - FINAL RESULTS

#1 – Unclaimed (Minimum 100 FE sales)

#2- Unclaimed (Minimum 75 FE sales)

#3- **Ian del Carmen (\$100 Prize)** -54 Sales- Wow! Excellent Bro. Didn't expect any less from you. Thank you so much mate. Great job

#4- **Aurelius Tjin-(\$50 Prize)** 39 Sales – Congrats Bro, the conversion rate is insanely impressive. Keep it up.

#5- **Tina Williams-(\$50 Prize) 27 Sales** - Thank you so much Tina, hope you've enjoyed the party.

#6- **Dr. Amit Pareek-(\$25 Prize) 20 Sales**- Thank you PLR King. But we know this is not at all your spot, better luck next time.

#7- **Henry Gold-(\$25 Prize)13 Sales** - Thank you sir, you're awesome always.

#8- **Sharon Lai & Jonathan Teng-(\$25 Prize)** 12 Sales – Congrats Love birds

#8- **(Tie) Tiffany Lambert-(\$25 Prize)** 12 Sales-Congrats!

#9- **Musemancer SDN BHD – (\$25 Prize)** 11 Sales- Got busy? Congrats!

#9 **(Tie) Firelauncher- (25 Prize)**- 11 Sales- An inevitable league behind our all launches. Thank you so much for your continuous support.

#10- **Pallab Ghoshal-(\$25 Prize) 10 Sales** – Like a bull in a china shop, you came through and just demolished everyone beneath you.

Well almost every affiliate launch comes with prize money. Here is an example:



So once the offer starts to convert to you, it makes a lot of sense to push harder (send more clicks) and grab some prize money.

This will also help to showcase your name across various launch leaderboards 😊



1

CHAPTER 10

**INTRODUCTION TO SECRET TRAFFIC
SOURCE #1**

Module 10: Introduction to Secret Traffic Source #1

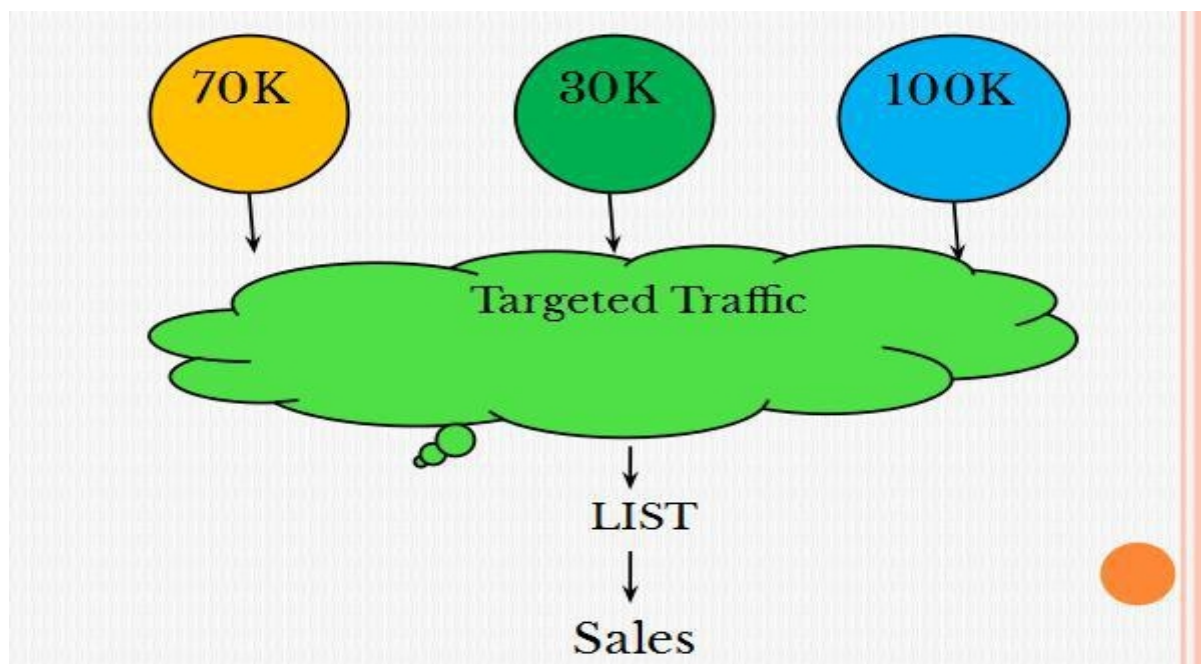
Let me take you through my no.1 secret untapped traffic source to help you start making affiliate commissions quickly. This exact traffic has helped me to build my email list from zero to 5000 in addition to daily cash commissions.

Total Subscribers

5,355

This is known as Email Marketing or SOLO Ads. SOLO advertisement is the method of sending an email (about your offer) to an existing marketer's list. In turn you can leverage their list for getting traffic leads and sales.

Check the diagram below:



In the example above say you contact 3 different marketers with 70K, 30K & 100K email

subscribers. And you pay them upfront per click. In turn they will promote the affiliate offer to their list. As a result you are not only going to earn affiliate commissions for sales but also build your targeted list.

Now the biggest question comes how to find the best SOLO Ad sellers or Email Marketers?

Relax...will solve every puzzle of the jigsaw 😊

Here are some of the methods I use to find best SOLO Ad sellers:

Method 1:

- Search (Google, Yahoo, Bing)
- Keyword + “Newsletter” or “Ezine” or Solo Ad”
- Example “Make Money Online” + Newsletter
- Create a list of 30-40 publishers

Contact them via email and ask the following questions:

THE 7 NINJA QUESTIONS TO ASK TO AVOID FAILURE (98% MARKETERS FAIL BECAUSE THEY DO NOT KNOW THIS TECHNIQUE)

- Do you sell Solo Ads to your list?
- How many active subscribers do you have?
- How often do you mail Solo Ads?
- What is your average email open rate?
- How much do you charge for Solo Ads?
- When is the next available slot?
- How can I submit my Solo Ad with you?

In case they do not get back to you with in next 72 hours, move on.

Method 2:

Find SOLO Ad sellers inside these facebook groups. Remember to add them and chat with them personally and always ask for a discount.

[SOLO ADS TESTIMONIALS](#)



[Solo Ads, Ad Swaps and Email Marketing](#)

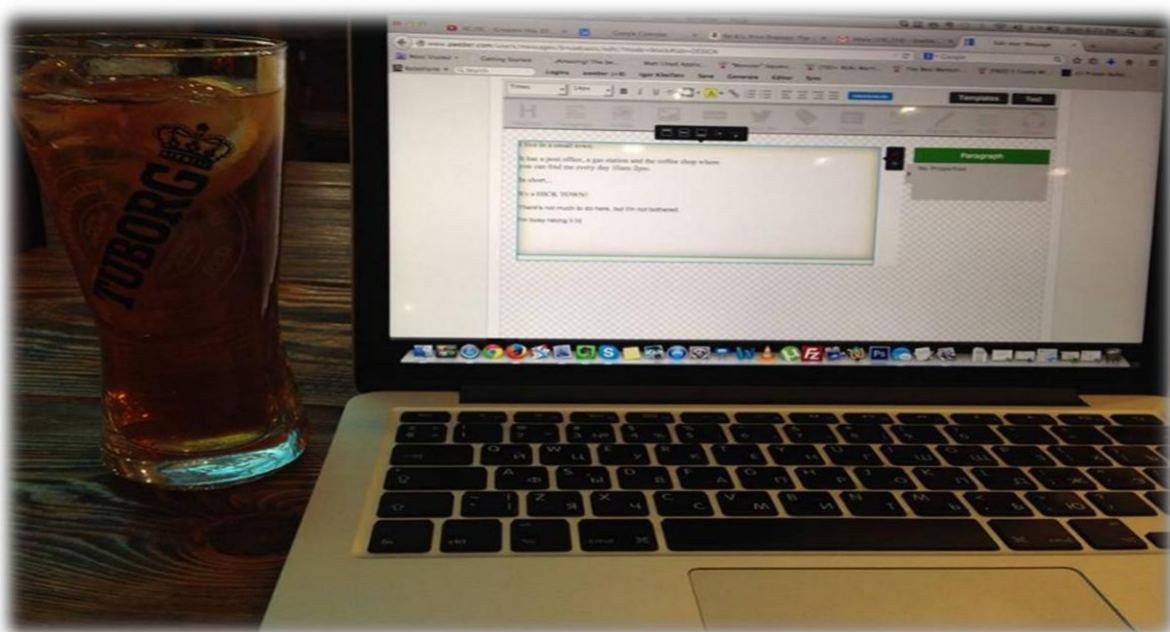


[SOLO ADS SALES TESTIMONIALS](#)



[David Dekel's Express Solo Ad Group \(Under 24 Hour Delivery Sellers ONLY\)](#)

[Igor Kheifets Solo Ad Group - Buy High Quality Traffic From Tested Sources](#)



** You can refer my name as a student of mine in case you face challenges for getting accepted.

Method 3:

Some other places to find quality solo ad sellers:



[Directory of Ezines 2.0](#)



[Safe-swaps.com](#)

<http://www.solosellers.net>

<http://www.soloaddirectory.com/>

<http://soloadx.com/>



2

CHAPTER 11

**INTRODUCTION TO SECRET TRAFFIC
SOURCE #2**

Module 11: Introduction to Secret Traffic Source #2


Another top notch secret way of making money promoting affiliate offers is by using banner advertisement. 99.9% affiliate marketers are completely clueless about this ninja stuff. Meaning now you belong to the .1% elite affiliate marketer's clan 😊

This is easy and requires no technical skills. Here are the exact steps to be followed:

Step 1: Almost every affiliate launch comes with pre designed banners inside JV tools:

Banners

726X90	468X60	400X400	250X250	160x600
--------	--------	---------	---------	---------



So, no need to create one for yourself.

Step 2: Place your banners inside a high ranked blog and in turn get tons of targeted traffic for your offer. Search in google “Money Making Online” + Blog and you will get plenty of high ranked blogs. Contact the blog owner and ask to place your banner.

Only thing is that you should make sure that the blog gets consistent traffic. Check out the traffic of the blog in [Alexa.com](https://www.alexa.com) (site should rank in the top 100,000).



Step 3: Always place your banners “above the fold” (one should not need to scroll down to view the banner).



3

CHAPTER 12

**INTRODUCTION TO SECRET TRAFFIC
SOURCE #3**

Module 12: Introduction to Secret Traffic Source #2

How to Start Making Affiliate Commission for Free (Ninja Stuff)

Another super effective way to start making money from affiliate offers is by putting banners inside product launches of fellow marketers. This is the simplest way to build your buyer's list for free along with collecting cash.

This underground method works like a champ every time once you put this into action.

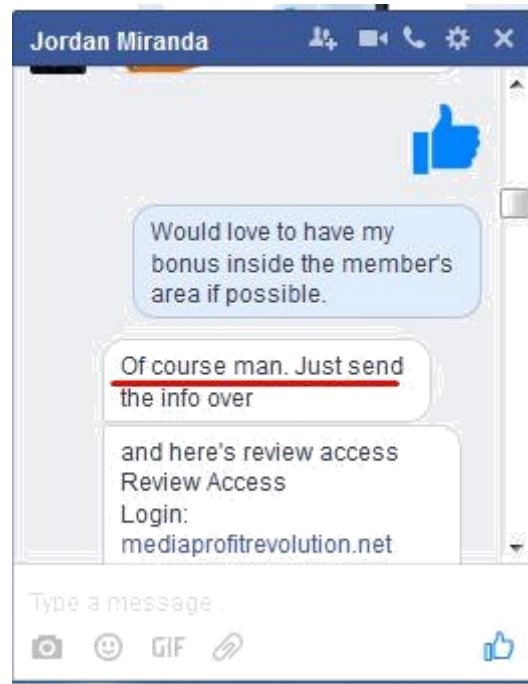
Here are the exact steps to start making money from this method:

Step 1: Create a simple banner for yourself which will divert traffic to your landing page.



You can create banner using MS paint or use [fiverr.com](https://www.fiverr.com) to create one.

Step 2: Promote the launch of other marketers and in turn ask them for a bonus spot (placing your banner inside the download area). In most case they will be happy to do so.



Step 3: In case you are absolute newbie and do not have any list to promote other marketer's product, offer them to provide a testimonial / review video in exchange of placing your banner inside.

Use [Muncheye.com](https://muncheye.com) to get the schedule of future launches. Also add yourself in the following facebook groups:

<https://www.facebook.com/groups/190026331177076/>

<https://www.facebook.com/groups/jvlaunchcalendar/>

<https://www.facebook.com/groups/1553155164914411/>

<https://www.facebook.com/groups/948201725190021/>

<https://www.facebook.com/groups/jvpeergroup/>

<https://www.facebook.com/groups/jvupdates/>

Build a rapport while being gentle and soft to them as they are busy marketers.



CHAPTER 13

**THIS IS WHERE EVEN PRO MARKETERS
GO WRONG**

Module 13: This is Where Even Pro Marketers Go Wrong

Lots of affiliate marketers (even Pro marketers) get their autoresponder account banned and income hits absolute zero because of this one costly mistake.

As they simply copy the affiliate link and send the same link through autoresponder. Now the same link is being spammed everywhere by rookie marketers which affects the delivery rate of the Autoresponders (which the autoresponder's hate). And eventually their account gets banned.

And the worst part is that along with the account shut down even their email list goes for a toss.

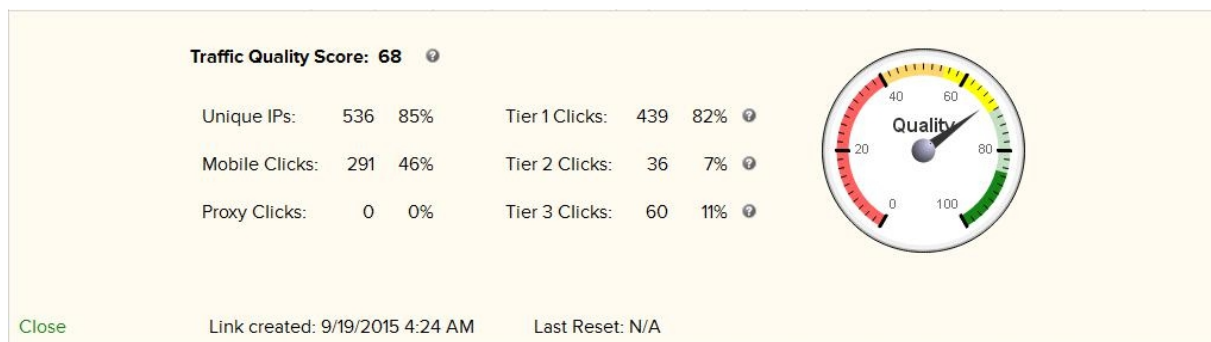
So, what's the way out?

Here is what I do. I always use a customized personal link using <http://SmartTrackerPro.com> (check demo, features here) to safeguard myself.

Through <http://SmartTrackerPro.com> you can not only safeguard your account but also track every detail like clicks, opt ins, sales etc. Plus you can see the exact IP address from where the clicks are coming from and many more features:

view	N/A	Yes	62.20.172.33 🇺🇸🇩🇪🇦🇩	h33n4-g-hn-a11....dband.telia.com	1/21/2016 5:18:53
view	N/A	Yes	172.56.28.195 🇺🇸🇩🇪🇦🇩	172.56.28.195	1/21/2016 5:19:28
view	N/A	Yes	137.254.4.58 🇺🇸🇩🇪🇦🇩	inet-137-254-4-58.oracle.com	1/21/2016 5:23:24
view	N/A	Yes	1.39.80.65 🇮🇳🇩🇪🇦🇩	1-39-80-65.live.vodafone.in	1/21/2016 5:29:42
view	N/A	Yes	108.181.142.128 🇨🇦🇩🇪🇦🇩	d108-181-142-12...bhsia.telus.net	1/21/2016 5:32:24
view	N/A	Yes	73.30.3.127 🇺🇸🇩🇪🇦🇩	c-73-30-3-127.h....pa.comcast.net	1/21/2016 5:32:29
view	N/A	Yes	75.217.188.125 🇺🇸🇩🇪🇦🇩	125.sub-75-217-188.myvzw.com	1/21/2016 5:35:10
view	N/A	Yes	86.132.187.80 🇬🇧🇩🇪🇦🇩	host86-132-187-...centralplus.com	1/21/2016 5:36:40
view	N/A	Yes	122.2.243.119 🇵🇭🇩🇪🇦🇩	122.2.243.119.static.pldt.net	1/21/2016 5:41:31
view	N/A	Yes	27.131.215.26 🇮🇳🇩🇪🇦🇩	host_bb.wishnetkolkata.com	1/21/2016 5:43:30
view	N/A	Yes	103.236.209.108 🇮🇳🇩🇪🇦🇩	103.236.209.108	1/21/2016 5:53:28
view	N/A	Yes	99.113.109.135 🇺🇸🇩🇪🇦🇩	99-113-109-135....a.sbcglobal.net	1/21/2016 5:59:54
view	N/A	Yes	71.246.96.68 🇺🇸🇩🇪🇦🇩	pool-71-246-96-...ast.verizon.net	1/21/2016 6:18:11
view	N/A	Yes	41.140.190.101 🇨🇳🇩🇪🇦🇩	41.140.190.101	1/21/2016 6:19:08
view	N/A	Yes	59.189.211.149 🇨🇳🇩🇪🇦🇩	unknown.maxonline.com.sg	1/21/2016 6:20:02
view	N/A	Yes	186.179.66.131 🇧🇷🇩🇪🇦🇩	host-179-66-131...nftelcom.co.cr	1/21/2016 6:22:03
view	N/A	Yes	59.167.188.97 🇧🇷🇩🇪🇦🇩	ppp59-167-188-9...nternode.on.net	1/21/2016 6:25:49
view	N/A	Yes	60.53.171.163 🇺🇸🇩🇪🇦🇩	60.53.171.163	1/21/2016 6:34:29
view	http://mail52b.webmail.libero....	Yes	176.32.17.153 🇮🇹🇩🇪🇦🇩	176.32.17.153	1/21/2016 6:35:38
view	N/A	Yes	190.141.148.169 🇨🇷🇩🇪🇦🇩	cpe-64700202bdc...e.cableonda.net	1/21/2016 6:47:56
view	N/A	No	59.189.211.149 🇨🇳🇩🇪🇦🇩	unknown.maxonline.com.sg	1/21/2016 6:57:22

And in case of paid traffic <http://SmartTrackerPro.com> tells you the exact traffic quality:





CHAPTER 14

RESOURCES

Module 14: Resources

Warrior+Plus



Solo Ad Groups

[SOLO ADS TESTIMONIALS](#)

[Solo Ads, Ad Swaps and Email Marketing](#)

[SOLO ADS SALES TESTIMONIALS](#)

[David Dekel's Express Solo Ad Group \(Under 24 Hour Delivery Sellers ONLY\)](#)

[Igor Kheifets Solo Ad Group - Buy High Quality Traffic From Tested Sources](#)

[Directory of Ezines 2.0](#)

[Safe-swaps.com](#)

Product Launching Groups

[Muncheye.com](#)

<https://www.facebook.com/groups/190026331177076/>

<https://www.facebook.com/groups/jvlaunchcalendar/>

<https://www.facebook.com/groups/1553155164914411/>

<https://www.facebook.com/groups/948201725190021/>

<https://www.facebook.com/groups/jvpeergroup/>

<https://www.facebook.com/groups/jvupdates/>

Conclusion

We are in last section of our course. Firstly congratulations for going through the whole course and I hope you enjoyed reading this course.

I wish you all the best. And I am going to again remind you - the key of success is taking action.

All successful marketers are action takers bar none.

So, whatever you learnt today, do implement it and you will find success and money rolling in your account very soon.

Don't just jump from one method to another, stick to one method and keep working on it until you see good money.

I have shared you my complete working method and I hope you are going to work on it and make it happen for you.

And when you earn your first dollar don't forget to share it with me. I would be very happy to know if this course has helped to finally achieve your breakthrough 😊